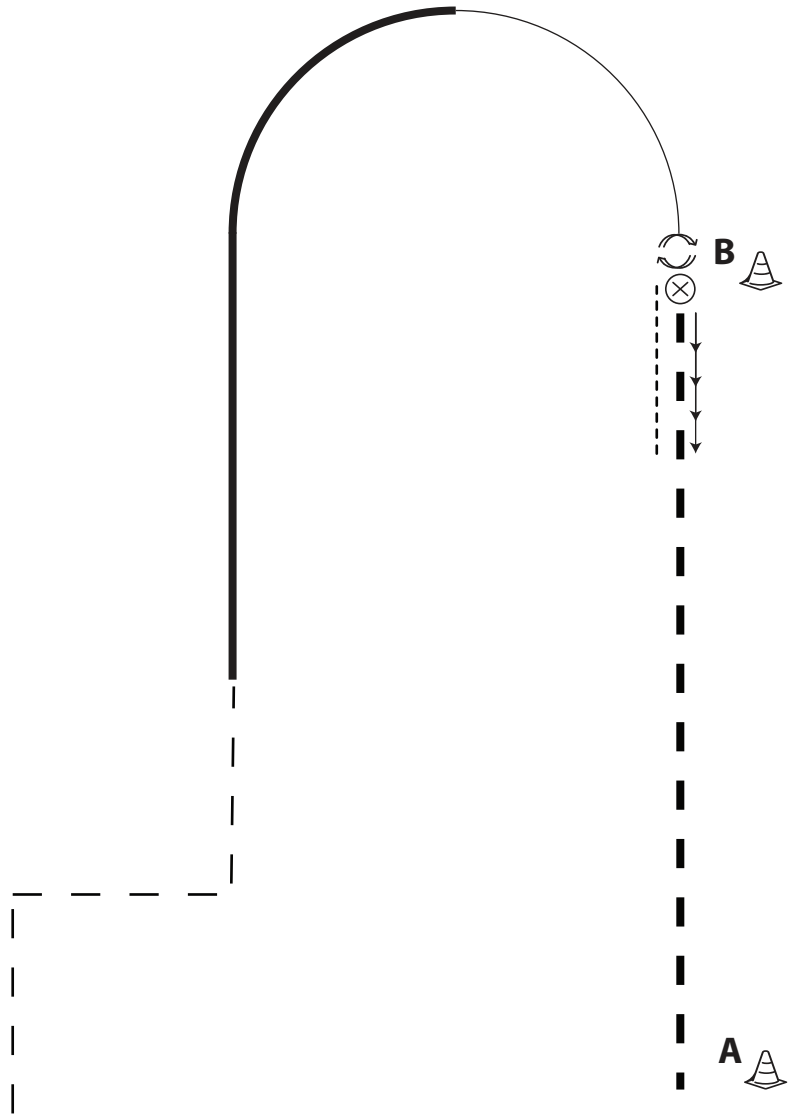


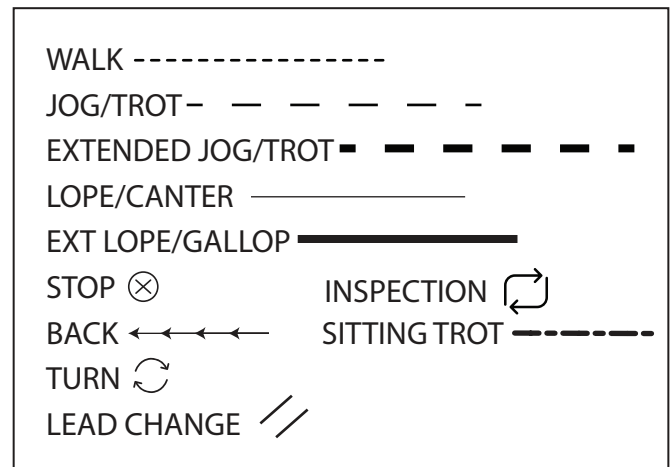


# Horsemanship

Amateur, Select, Youth, Master



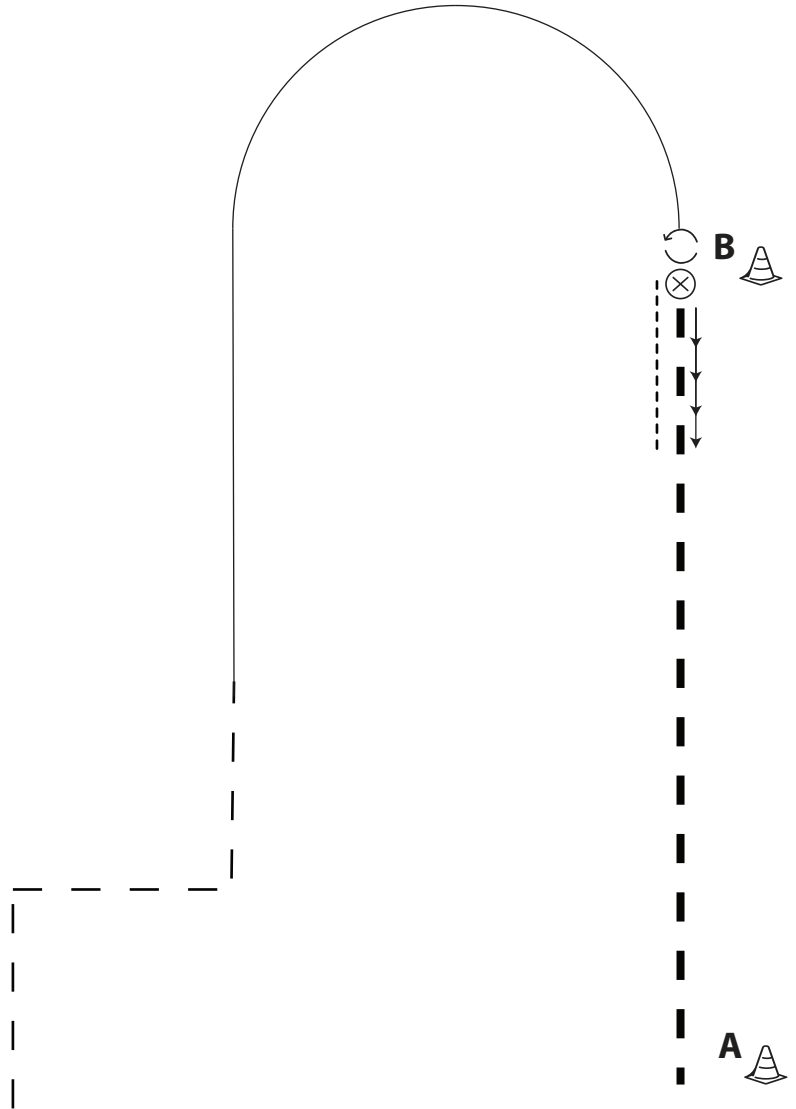
1. At cone A build into an extended jog
2. At cone B stop and back
3. Walk to cone B, 360 turn to the right and 360 turn to the left
4. Lope a half circle building into extended lope
5. Jog and jog a square corner to the right
6. Jog and square corner to the left at the jog  
Pattern is complete passing A





# Horsemanship

Level One, Green, Non Pro, Novice, Rookie



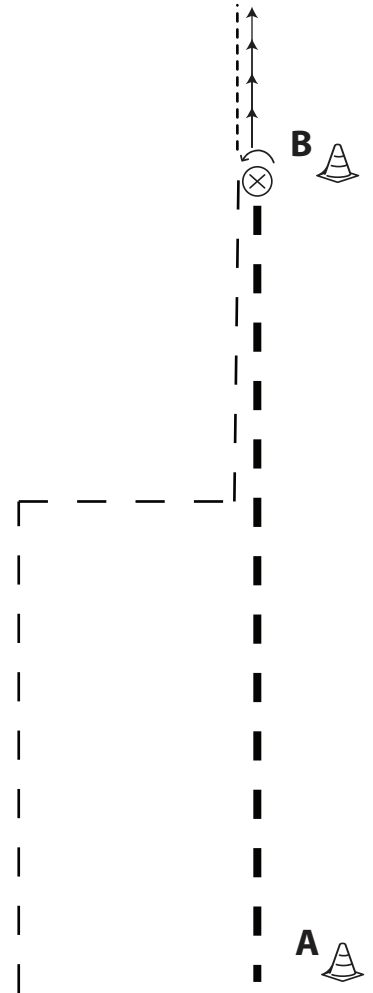
1. At cone A build into an extended jog
2. At cone B stop and back
3. Walk to cone B, 360 turn to the left
4. Lope a half circle
5. Jog and square corner to the right
6. Jog and square corner to the left at the jog  
Pattern is complete passing A

WALK	-----
JOG/TROT	- - - - -
EXTENDED JOG/TROT	■ - ■ - ■ - ■ - ■ -
LOPE/CANTER	—————
EXT LOPE/GALLOP	—————
STOP	⊗
INSPECTION	↻
BACK	←←←←←
SITTING TROT	- - - - -
TURN	↻
LEAD CHANGE	//



# Horsemanship

## All Walk Trot



1. At cone A build into an extended jog
  2. At cone B stop and 180 turn left
  3. Back one horse length
  4. Walk to cone B
  5. Jog
  6. Jog square corner right
  7. Jog square corner left
- Pattern is complete passing A

WALK	-----
JOG/TROT	- - - - -
EXTENDED JOG/TROT	- - - - -
LOPE/CANTER	_____
EXT LOPE/GALLOP	—————
STOP	⊗
BACK	←←←←←
TURN	↻
LEAD CHANGE	//
INSPECTION	↻
SITTING TROT	- - - - -