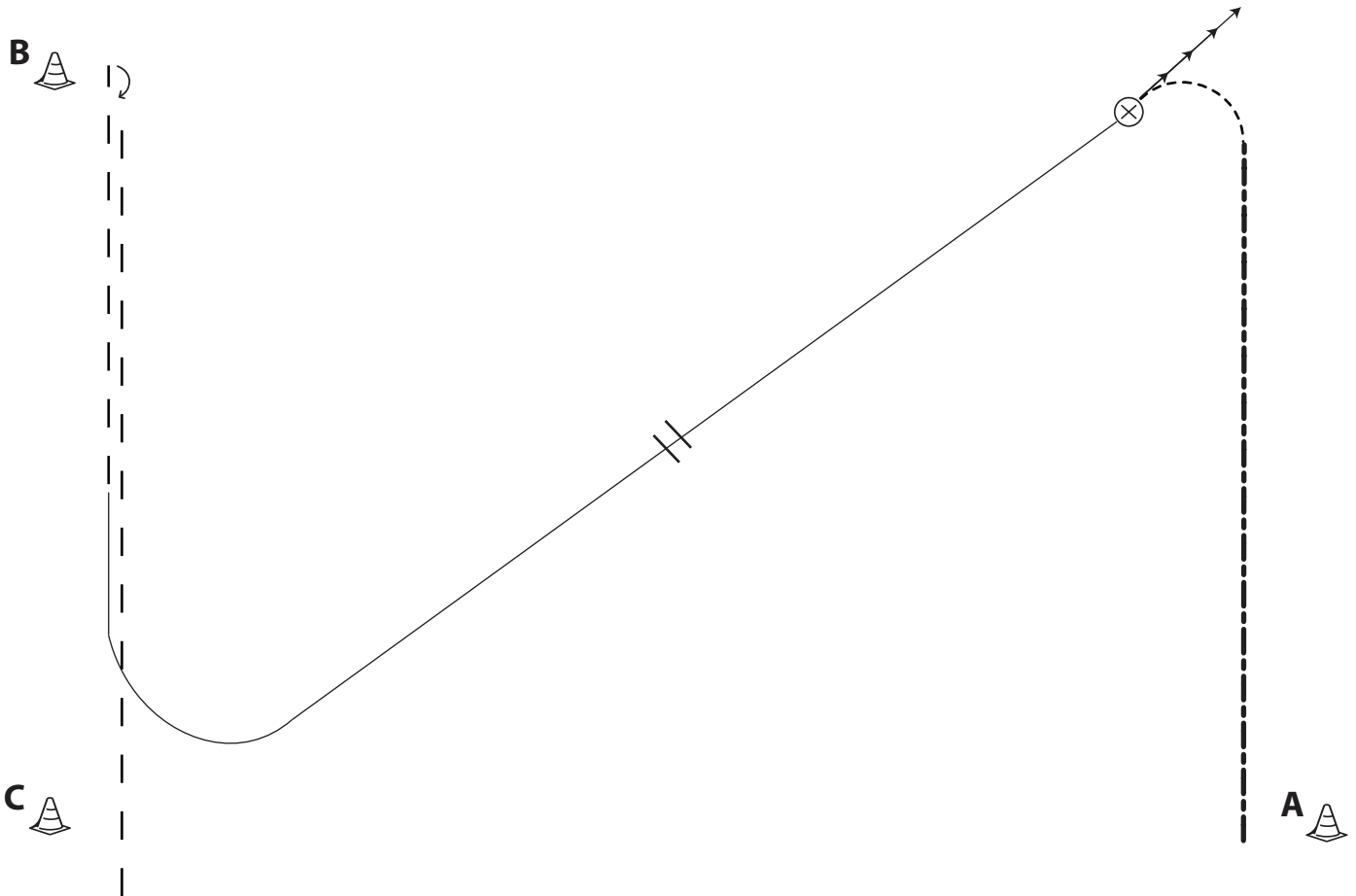




# Equitation

Amateur, Select, Youth, Master



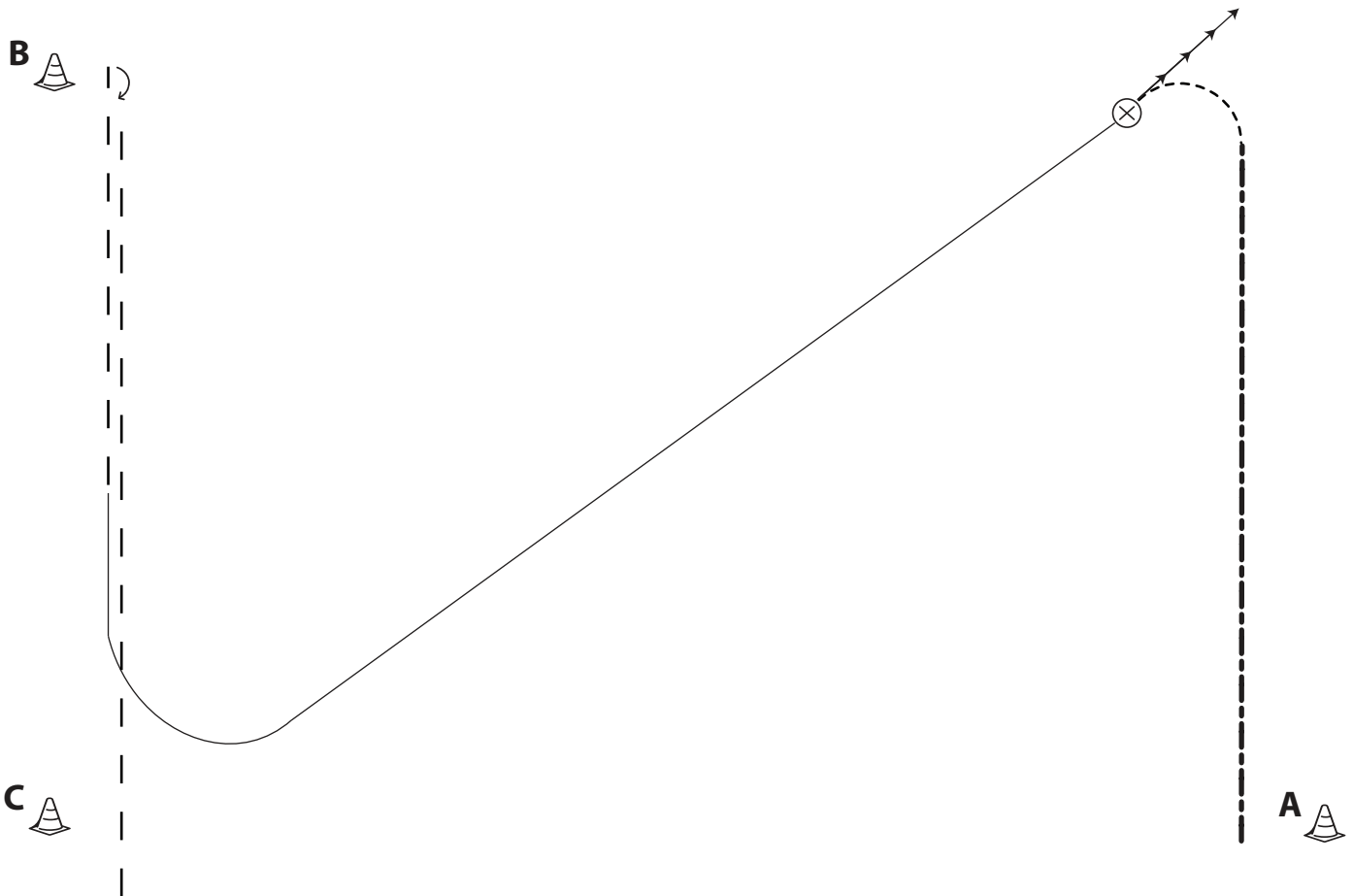
1. At cone A sitting trot
2. Walk the corner
3. Stop and back
4. Canter on right lead
5. Change leads (simple or flying)
6. Counter canter corner
7. Posting trot left diagonal
8. Stop at cone B and turn on the forehand 1/2 turn either direction
9. Posting trot right diagonal  
Pattern is complete passing cone C

WALK	-----
JOG/TROT	- - - - -
EXTENDED JOG/TROT	- - - - -
LOPE/CANTER	_____
EXT LOPE/GALLOP	—————
STOP	⊗
BACK	←←←←←
TURN	↻
LEAD CHANGE	//
INSPECTION	↻
SITTING TROT	-----
CHANGE DIAGONAL	↗



# Equitation

Level One, Green, Non Pro, Novice, Rookie



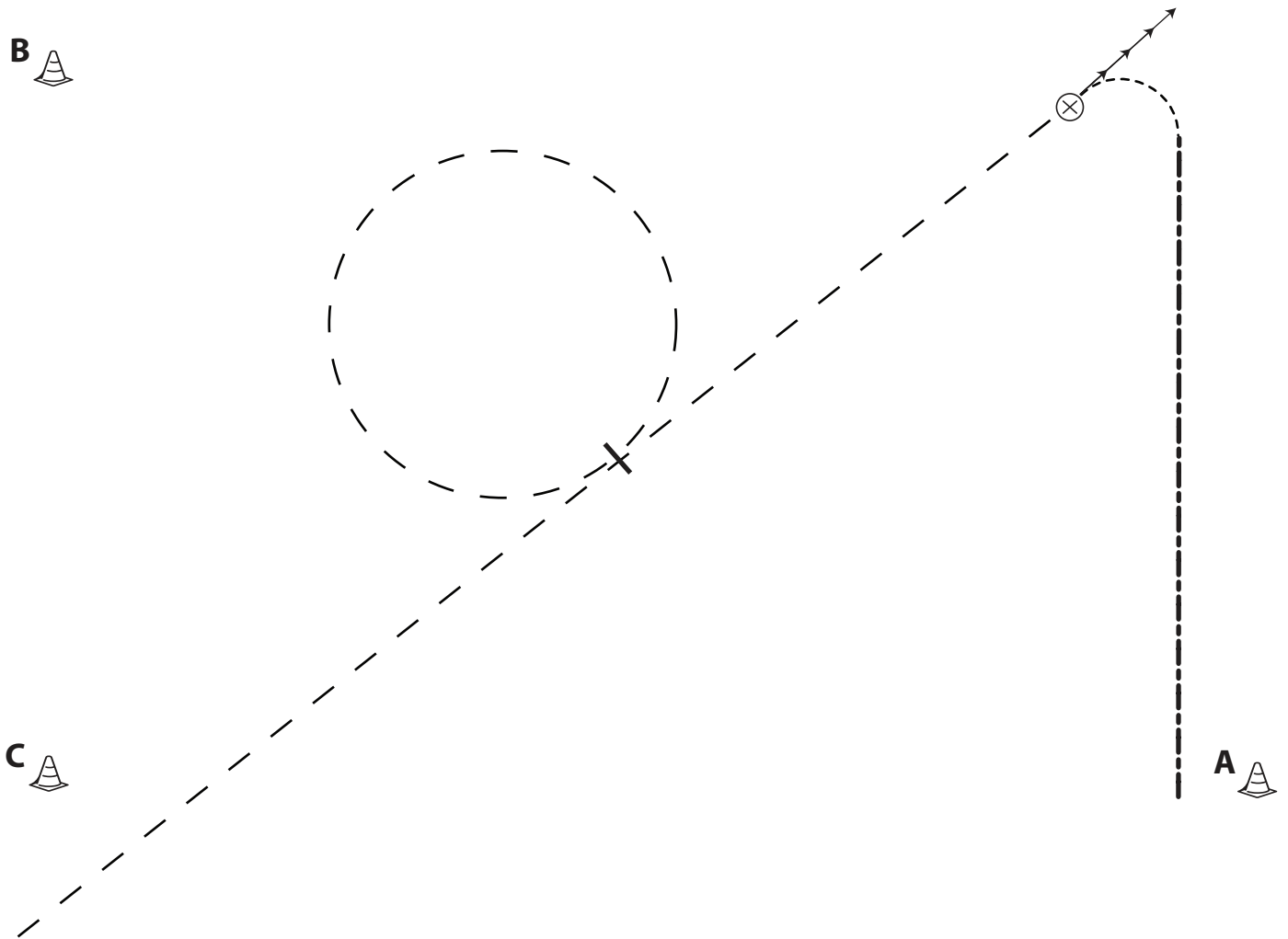
1. At cone A sitting trot
  2. Walk the corner
  3. Stop and back
  4. Canter left lead and counter canter corner
  5. Posting trot left diagonal
  6. Stop at cone B and turn on the forehand 1/2 turn either direction
  7. Posting trot right diagonal
- Pattern is complete passing cone C

WALK	-----
JOG/TROT	- - - - -
EXTENDED JOG/TROT	- - - - -
LOPE/CANTER	_____
EXT LOPE/GALLOP	—————
STOP	⊗
BACK	←←←←←
TURN	↻
LEAD CHANGE	//
INSPECTION	↻
SITTING TROT	- - - - -
CHANGE DIAGONAL	↗



# Equitation

## All Walk Trot



1. At cone A sitting trot
2. Walk the corner
3. Stop and back
4. Posting trot right diagonal
5. Change diagonals and circle to the right
6. Complete the line at the trot on the left diagonal  
Pattern is complete passing cone C

WALK	-----
JOG/TROT	- - - - -
EXTENDED JOG/TROT	- - - - -
LOPE/CANTER	_____
EXT LOPE/GALLOP	—————
STOP	⊗
BACK	←←←←←
TURN	↻
LEAD CHANGE	//
INSPECTION	↻
SITTING TROT	- - - - -
CHANGE DIAGONAL	↗