



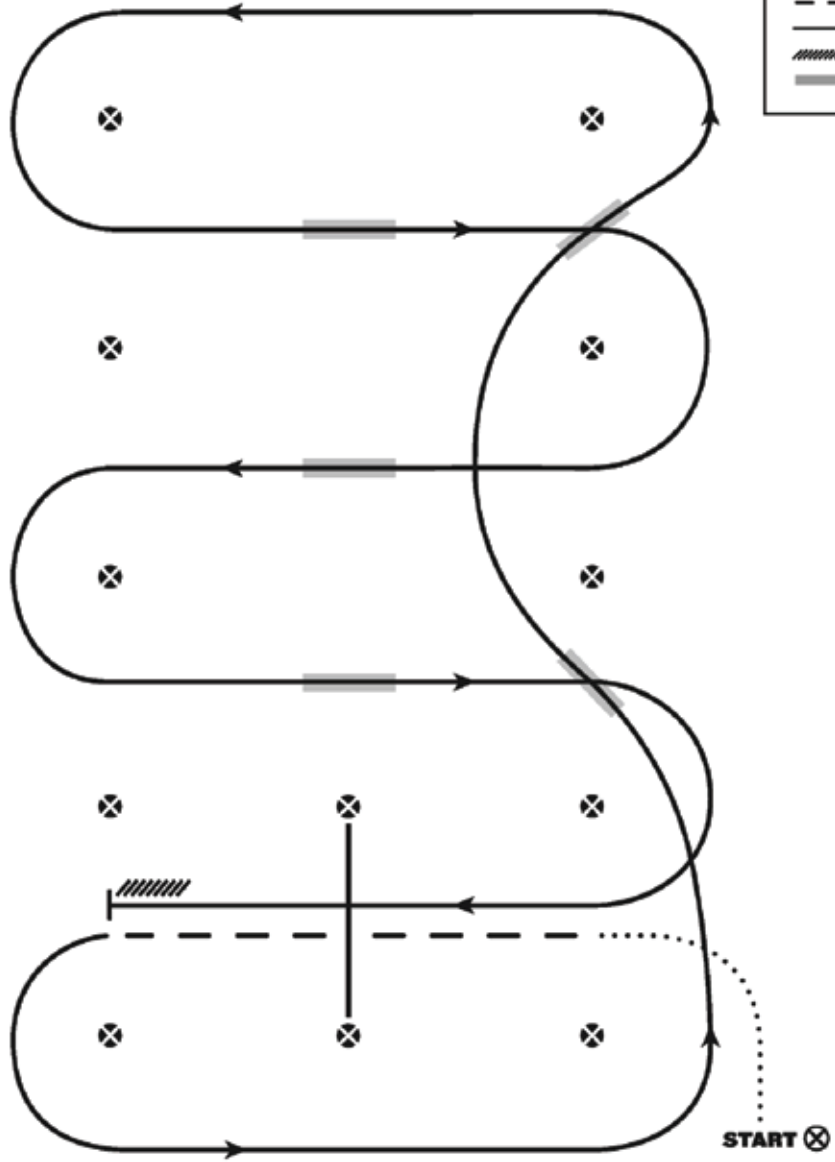
www.HorseShowPatterns.com

www.HorseShowPatterns.com

**LEVEL I WESTERN RIDING PATTERN 9**

**LEGEND**

- ..... Walk
- - - - - Jog
- Lope
- /////// Back
- ▬▬▬▬▬ Lead Changing Area



1. Walk at least 15 feet from start cone to the first marker, as drawn, transition to jog, jog over log.
2. Transition to the lope left lead & lope around end
3. First line change
4. Second line change, lope around the end of arena
5. First crossing change
6. Second crossing change
7. Third crossing change
8. Lope over log
9. Lope, stop & back

Revised 06-07-2021

**Western Riding  
Show One  
Open, Select, Amateur, Youth,  
Non Pro, 18 and Under, 19 & Over**



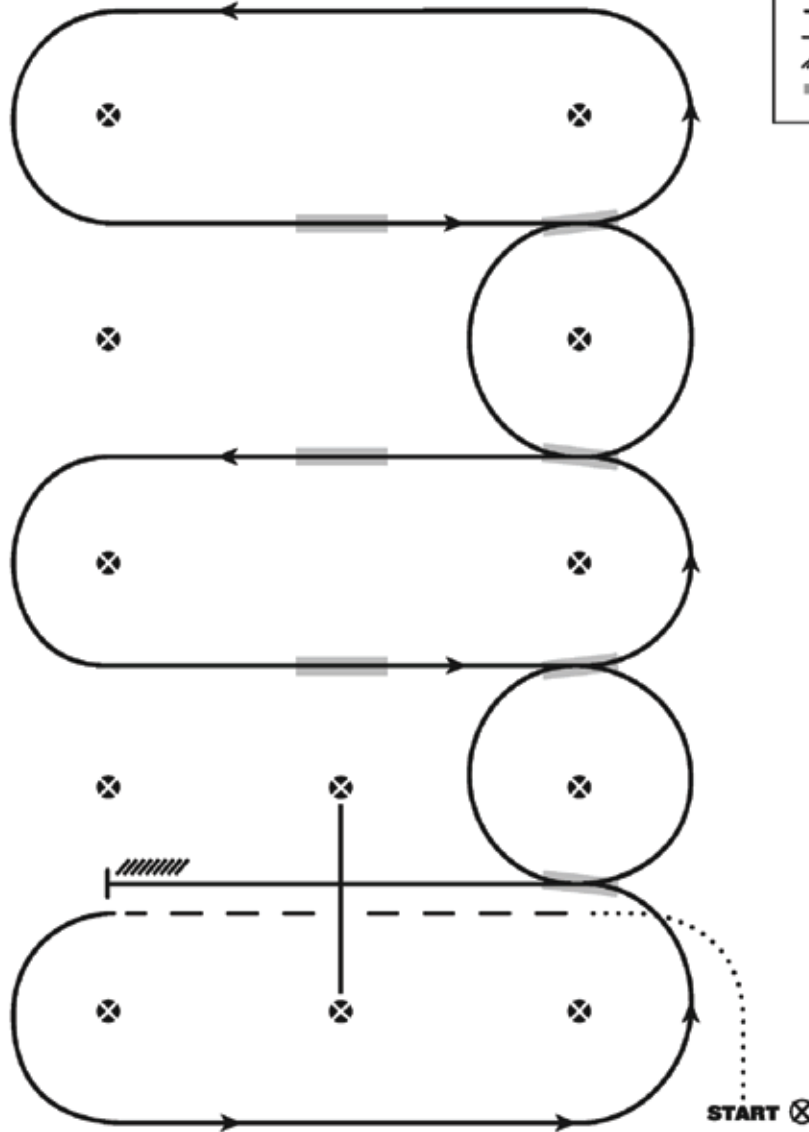
www.HorseShowPatterns.com

www.HorseShowPatterns.com

**WESTERN RIDING - PATTERN 9**

**LEGEND**

- ..... Walk
- - - - - Jog
- Lope
- /////// Back
- ▬ Load Changing Area



1. Walk at least 15 feet from start cone to the first marker, as drawn, transition to jog, jog over log.
2. Transition to the lope left lead
3. First line change
4. Second line change
5. Third line change
6. Fourth line change
7. First crossing change
8. Second crossing change
9. Third crossing change
10. Lope over log
11. Lope, stop & back

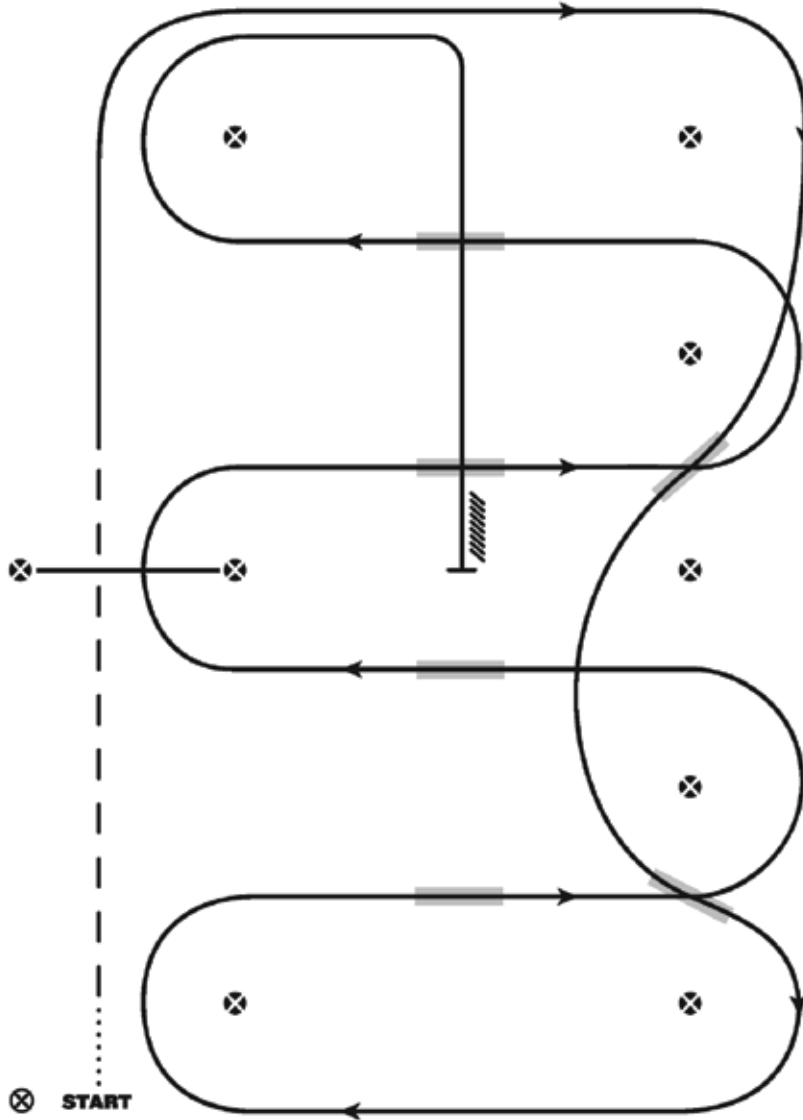
Revised 06-07-2021



**LEVEL I WESTERN RIDING PATTERN 6**

**LEGEND**

- ..... Walk
- - - - - Jog
- Lope
- /////// Back
- ▬▬▬▬▬ Lead Changing Area



1. Walk at least 15 feet from start cone to the first marker, transition to jog, jog over log.
2. Transition to the lope right lead & lope around end
3. First line change
4. Second line change, lope around the end of arena
5. First crossing change
6. Second crossing change
7. Lope over log
8. Third crossing change
9. Fourth crossing change
10. Lope up the center, stop & back

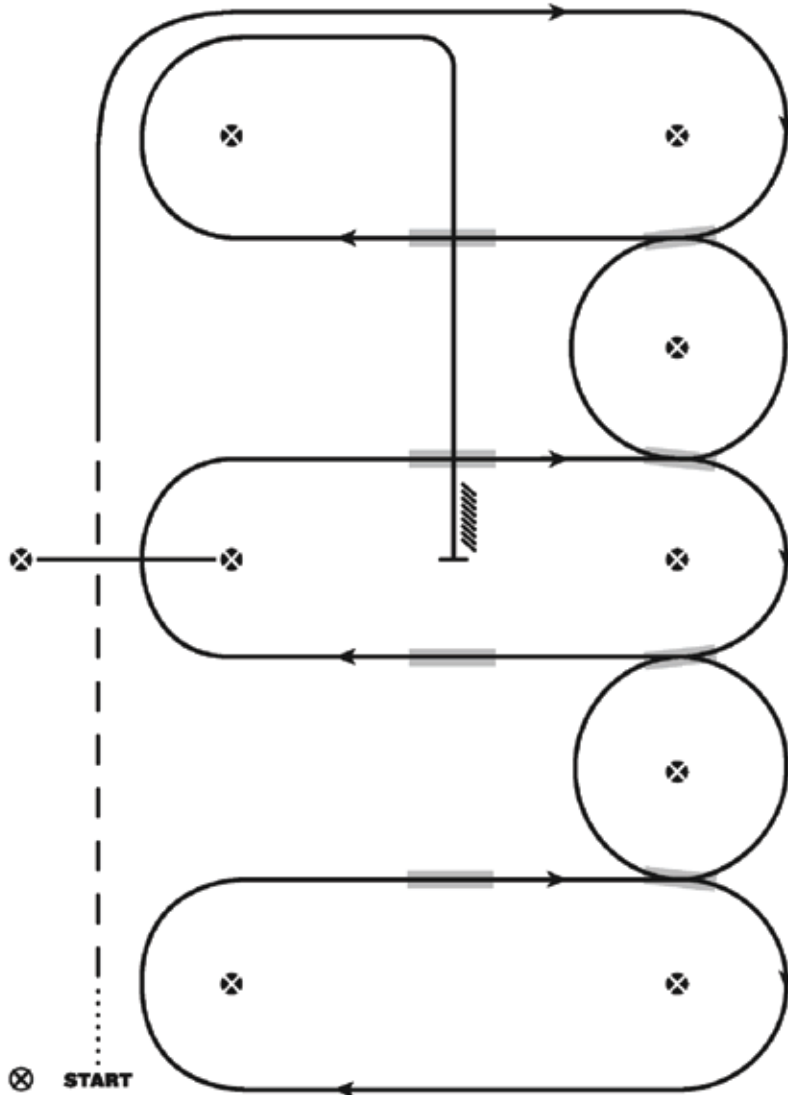
Revised 06-07-2021



**WESTERN RIDING - PATTERN 6**

**LEGEND**

- ..... Walk
- - - - - Jog
- Lope
- /////// Back
- Lead Changing Area



1. Walk at least 15 feet from start cone to the first marker, transition to jog, jog over log
2. Transition to the lope right lead & lope around end
3. First line change
4. Second line change
5. Third line change
6. Fourth line change lope around the end of arena
7. First crossing change
8. Second crossing change
9. Lope over log
10. Third crossing change
11. Fourth crossing change
12. Lope up the center, stop & back

Revised 06-07-2021