

Friday

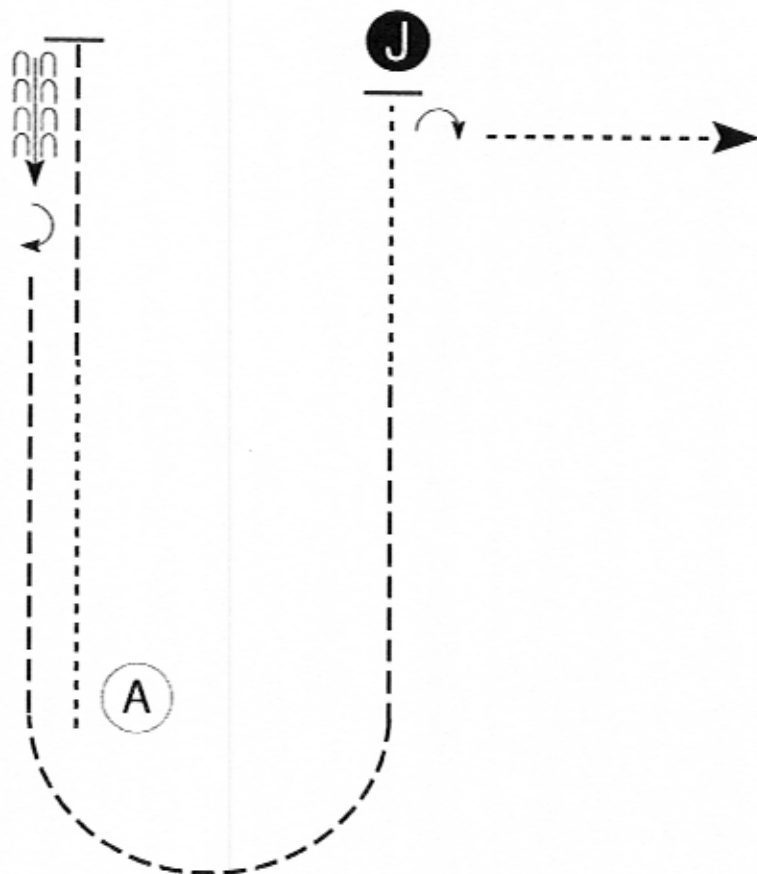
The Washington State Finals Show

Showmanship (Classes 1,2,3 and 5,6,7)

Show Date: 09-19-2025

www.HorseShowPatterns.com

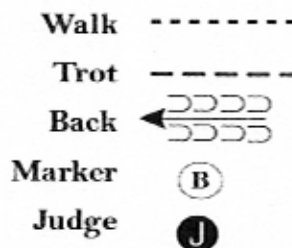
www.HorseShowPatterns.com



Be ready at A.

1. Walk halfway from A to judge.
2. Trot until even with judge.
3. Stop and back approximately two horse lengths.
4. Perform a 180 degree turn.
5. Trot to and around A and halfway to judge.
6. Walk to judge.
7. Stop and set up for inspection.
8. When dismissed, perform a 90 degree turn.
9. Walk straight away from judge.

Follow the instructions of your ring steward.



Pattern Provided by:

Friday

[S/1-77]

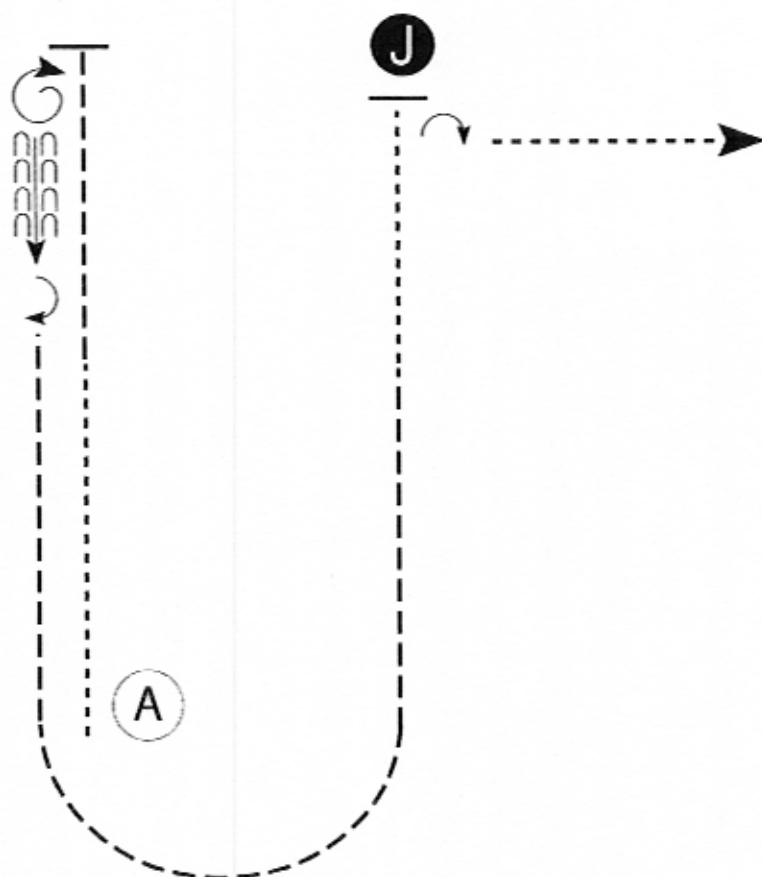
The Washington State Finals Show

Showmanship Championship (Class # 4 & 8)

Show Date: 09-19-2025

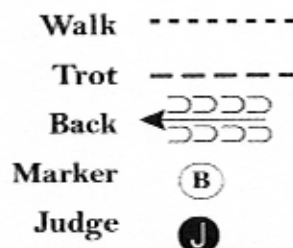
www.HorseShowPatterns.com

www.HorseShowPatterns.com



Be ready at A.

1. Walk halfway from A to Judge.
 2. Trot until even with judge.
 3. Stop and perform a 360 degree turn.
 4. Back approximately two horse lengths.
 5. Perform a 180 degree turn.
 6. Trot to and around A and halfway to judge.
 7. Walk to judge.
 8. Stop and set up for inspection.
 9. When dismissed, perform a 90 degree turn.
 10. Walk straight away from judge.
- Follow the instructions of your ring steward.



[S/2-77]

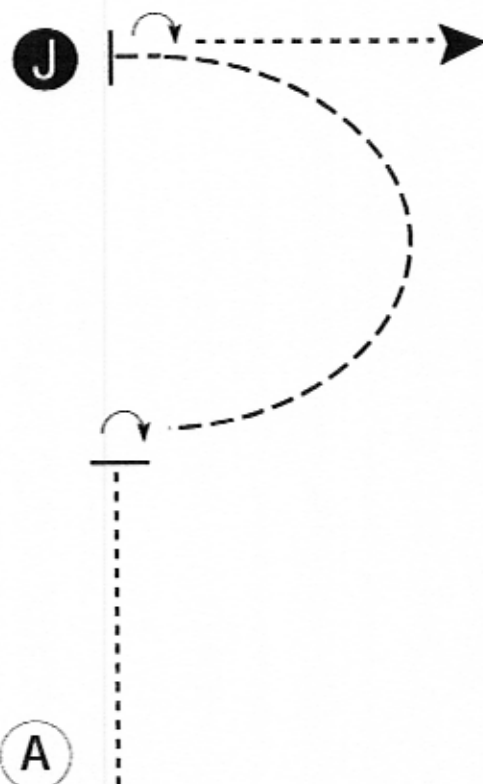
Pattern Provided by:

Friday

The Washington State Finals Show

Showmanship W/T (Class. # 9,10,17,18)

Show Date: 09-19-2025



Be ready at A.

1. When acknowledged, walk half the distance to Judge.
2. Stop and perform a 1/4 turn.
3. Trot in a half circle to Judge.
4. Stop and set up for inspection.
5. When dismissed, perform a 1/2 turn and walk straight away from Judge.

Follow the instructions of your ring steward.

Walk	-----
Trot	- - - - -
Back	← 3 3 3 3 3
Marker	Ⓟ
Judge	Ⓝ

[S/WT-80]

Pattern Provided by:

Friday

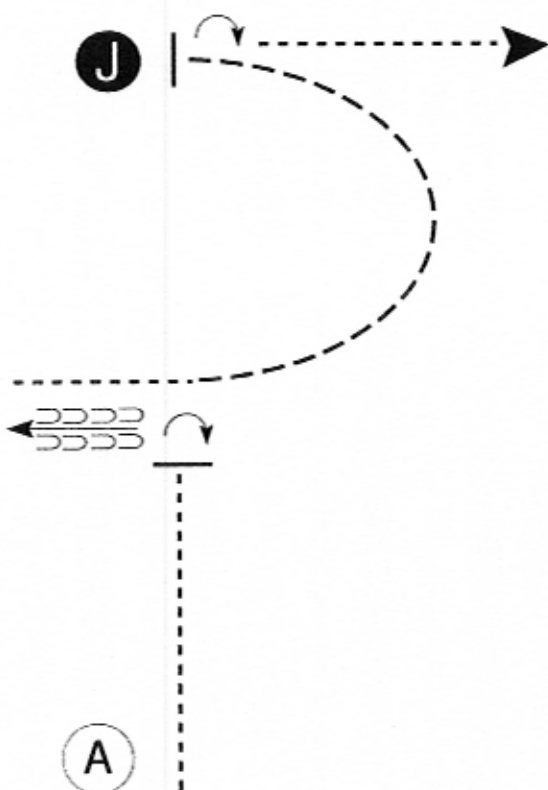
The Washington State Finals Show

Showmanship YA & AM (Class # 11,12,13,14)

Show Date: 09-19-2025

www.HorseShowPatterns.com

www.HorseShowPatterns.com



Be ready at A.

1. When acknowledged, walk half way to Judge.
2. Stop and perform a 1/4 turn.
3. Back approximately one horse length.
4. Walk until even with Judge.
5. Trot in a half circle to Judge.
6. Stop and set up for inspection.
7. When dismissed, perform a 1/2 turn and walk straight away from Judge.

Follow the instructions of your ring steward.

Walk	-----
Trot	- - - - -
Back	← ⊞ ⊞ ⊞ ⊞
Marker	ⓑ
Judge	ⓐ

[S/1-80]

Pattern Provided by:

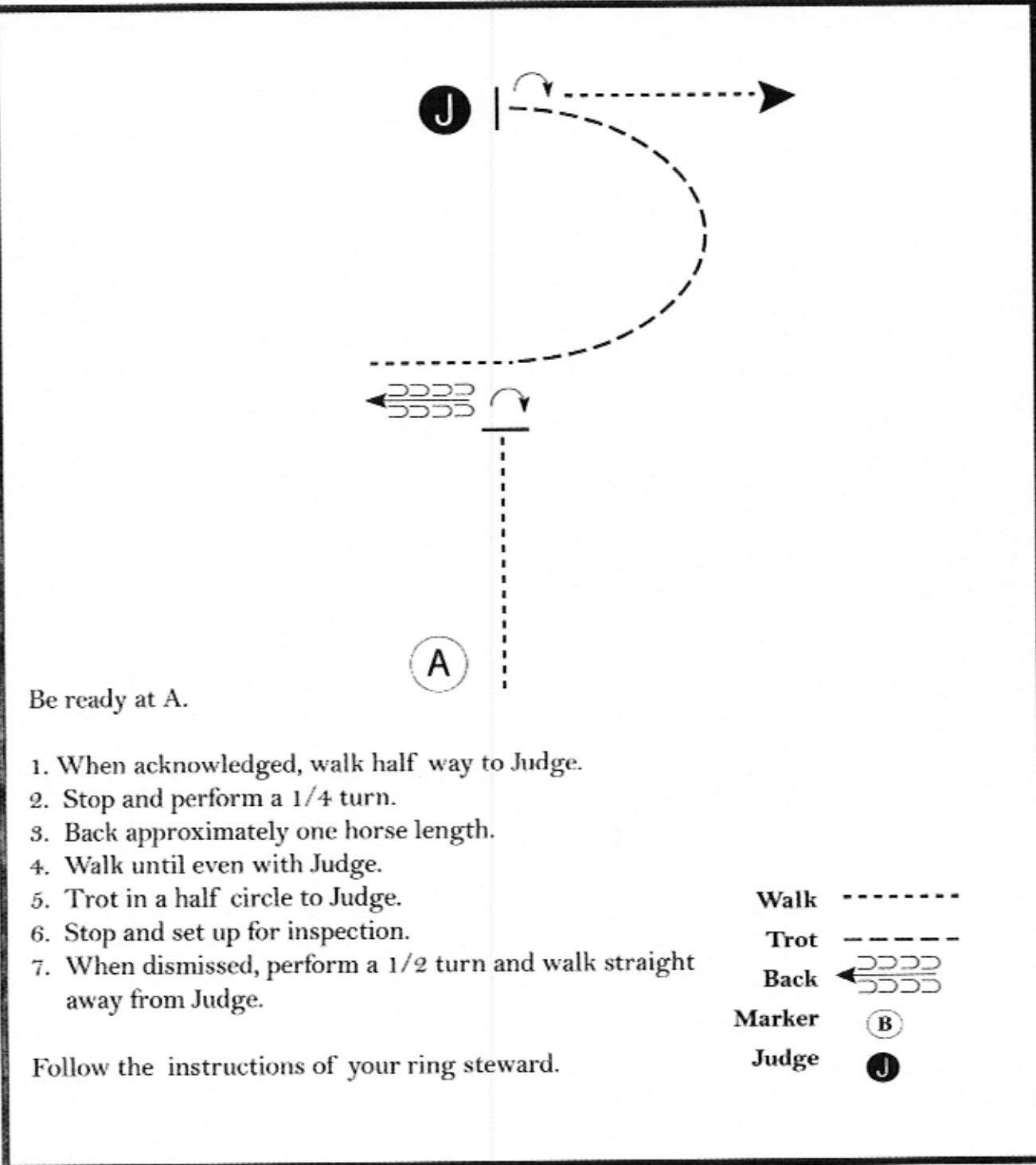
Friday

The Washington State Finals Show

Showmanship W/T AM (walk only) (Class # 15,16)

Show Date: 09-19-2025

www.HorseShowPatterns.com



Be ready at A.

1. When acknowledged, walk half way to Judge.
2. Stop and perform a 1/4 turn.
3. Back approximately one horse length.
4. Walk until even with Judge.
5. Trot in a half circle to Judge.
6. Stop and set up for inspection.
7. When dismissed, perform a 1/2 turn and walk straight away from Judge.

Follow the instructions of your ring steward.

Walk -----
Trot - - - - -
Back ← ---
Marker (B)
Judge (J)

www.HorseShowPatterns.com

[S/1-80]

Pattern Provided by:

Friday

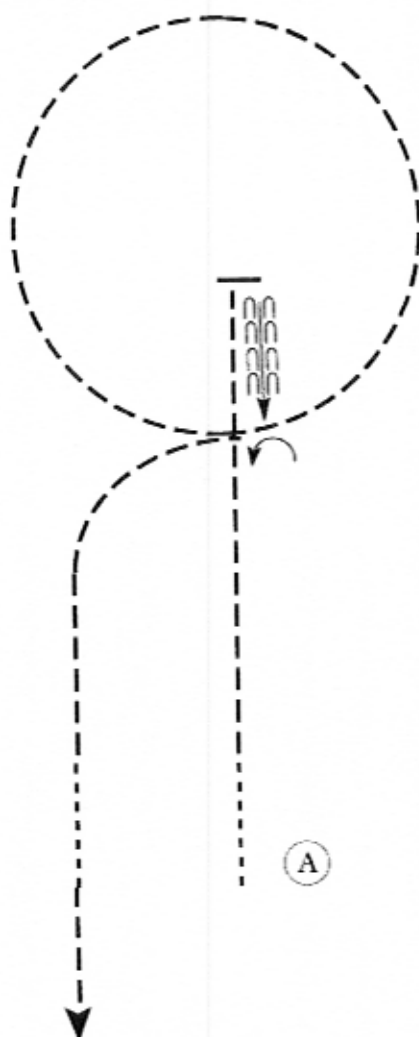
The Washington State Finals Show

Hunt Seat Equitation W/T (Class# 19,20,21,22,23,24, 26,27,28)

Show Date: 09-19-2025

www.HorseShowPatterns.com

www.HorseShowPatterns.com



Be ready at A.

1. Walk two horse lengths then posting trot on the left diagonal past the center of the arena.
2. Stop and back approximately two horse lengths.
3. Perform a 90 degree turn on the forehand to the left.
4. Trot a circle on the left diagonal.
5. Change diagonals then posting trot on the right diagonal then walk two horse lengths. Pattern is complete, exit at a sitting trot.

Walk	-----
Trot	- - - - -
Extended Trot	— — — — —
Canter	
Leg Yield	
Lead Change	↗ ↘
Back	← ← ← ← ←
Marker	Ⓚ
Sidepass	← ← ← ← ←
Hand Gallop	— — — — —

[HSE/WT-82]

Pattern Provided by:

Friday

The Washington State Finals Show

Hunt Seat Equitation W/T Championship (Class# 25,29)

Show Date: 09-19-2025

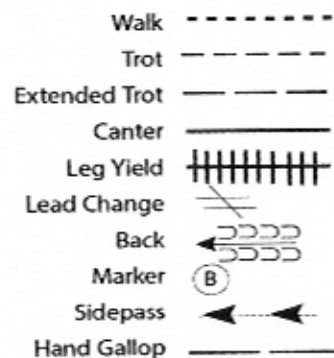
www.HorseShowPatterns.com

www.HorseShowPatterns.com

Be ready before A.

1. Walk to A. Left diagonal trot then halt for 3 seconds.
2. Right diagonal trot in a half circle and straight to the diagonal line.
3. Sitting trot on the diagonal line.
4. Halt and back approximately 2 horse lengths.

A



[HSE/WT-84]

Pattern Provided by:

Friday

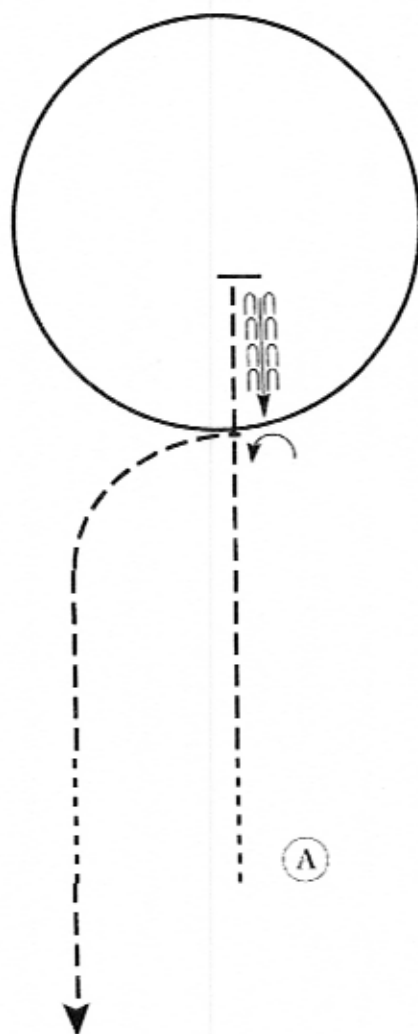
The Washington State Finals Show

Hunt seat Equitation AM & Youth (Class# 30,31,32,34,35,36,37)

Show Date: 09-19-2025

www.HorseShowPatterns.com

www.HorseShowPatterns.com



Be ready at A.

1. Walk two horse lengths then posting trot on the left diagonal past the center of the arena.
2. Stop and back approximately two horse lengths.
3. Perform a 90 degree turn on the forehand to the left.
4. Canter a circle on the right lead.
5. Posting trot on the right diagonal then walk two horse lengths. Pattern is complete, exit at a sitting trot.

Walk	-----
Trot	- - - - -
Extended Trot	— — — — —
Canter	— — — — —
Leg Yield	
Lead Change	— — — — —
Back	← ← ← ← ←
Marker	(B)
Sidepass	← ← ← ← ←
Hand Gallop	— — — — —

[HSE/1-82]

Pattern Provided by:

Friday

The Washington State Finals Show

Hunt Seat Equitation AM & Youth Championship (Class # 33 & 38)

Show Date: 09-19-2025

www.HorseShowPatterns.com

www.HorseShowPatterns.com

Be ready at A.

1. Walk two horse lengths then posting trot on the left diagonal past the center of the arena.
2. Stop and back approximately two horse lengths.
3. Perform a 90 degree turn on the forehand to the left.
4. Canter a circle on the right lead.
5. Perform a simple or flying lead change.
6. Canter on the left lead.
7. Posting trot on the right diagonal then walk two horse lengths. Pattern is complete, exit at a sitting trot.

Walk	-----
Trot	- - - - -
Extended Trot	=====
Canter	=====
Leg Yield	=====
Lead Change	=====
Back	=====
Marker	(B)
Sidepass	=====
Hand Gallop	=====

[HSE/2-82]

Pattern Provided by:

Friday

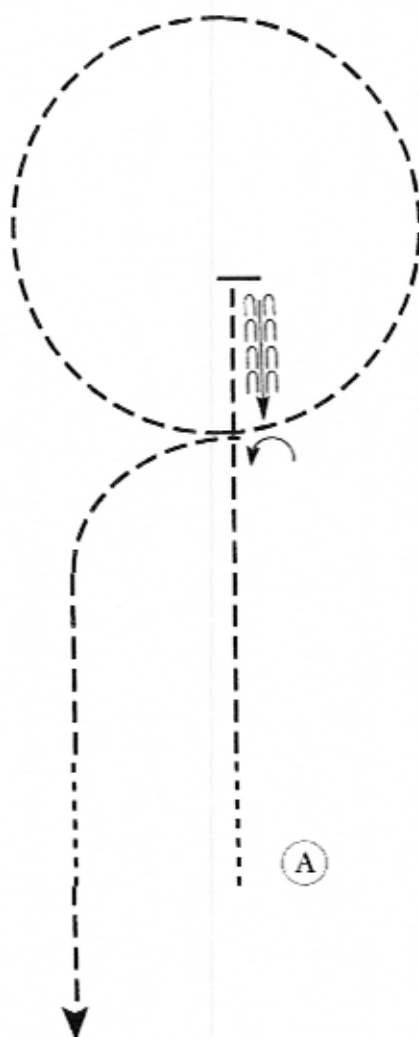
The Washington State Finals Show

AQHA Hunt Seat Equitation W/T (Class 39 & 40)

Show Date: 09-19-2025

www.HorseShowPatterns.com

www.HorseShowPatterns.com



Be ready at A.

1. Walk two horse lengths then posting trot on the left diagonal past the center of the arena.
2. Stop and back approximately two horse lengths.
3. Perform a 90 degree turn on the forehand to the left.
4. Trot a circle on the left diagonal.
5. Change diagonals then posting trot on the right diagonal then walk two horse lengths. Pattern is complete, exit at a sitting trot.

Walk	-----
Trot	- - - - -
Extended Trot	— — — — —
Canter	
Leg Yield	
Lead Change	↗ ↘
Back	← ← ← ← ←
Marker	(B)
Sidepass	← — — — — →
Hand Gallop	— — — — —

[HSE/WT-82]

Pattern Provided by:

Friday

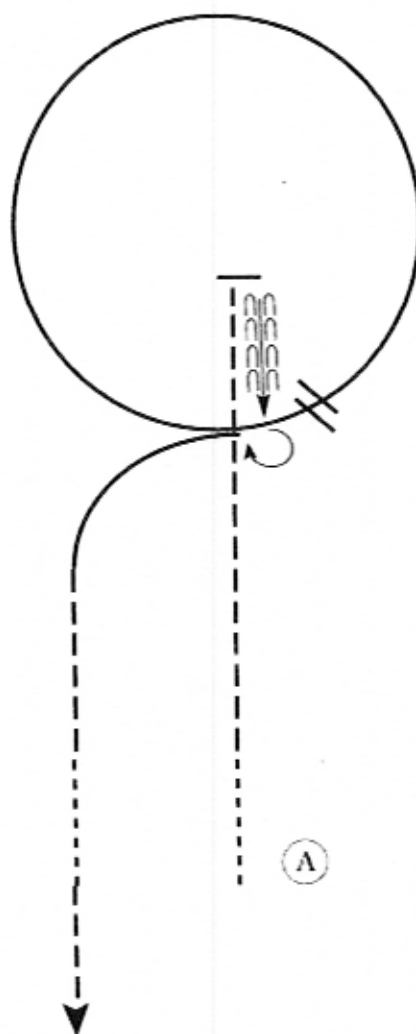
The Washington State Finals Show

AQHA Hunt Seat Equitation Youth & AM (Class # 41,42,43,44)

Show Date: 09-19-2025

www.HorseShowPatterns.com

www.HorseShowPatterns.com



Be ready at A.

1. Walk two horse lengths then posting trot on the left diagonal past the center of the arena.
2. Stop and back approximately two horse lengths.
3. Perform a 270 degree turn on the forehand to the right.
4. Canter a circle on the right lead.
5. Perform a simple or flying lead change.
6. Canter on the left lead.
7. Posting trot on the right diagonal then walk two horse lengths. Pattern is complete, exit at a sitting trot.

Walk	-----
Trot	- - - - -
Extended Trot	=====
Canter	~~~~~
Leg Yield	
Lead Change	↗ ↘
Back	←←←←←
Marker	(B)
Sidepass	←-----→
Hand Gallop	=====

[HSE/3-82]

Pattern Provided by:

Friday