

WORLD RANCH HORSE
WRHA
ASSOCIATION



Mission Statement

Our mission is to preserve and honor the tradition of the ranch horse in the American West. We aim to stimulate interest in ranch horses, create competitive and learning environments for ranch horse enthusiasts across the United States, and protect the integrity of the horse through education while encouraging responsible stewardship.

We strive to preserve and promote the value of the ranch horse.

We firmly believe that proper training and education are the foundation of the horse's ability and desire to perform his job!

We are committed to protecting, preserving, and promoting the American ranch horse while actively pursuing growth in our industry. Our goal is to create an atmosphere of fun and healthy competition, fostering a community dedicated to the values and traditions of the American West.

P.O. Box 2891

Apache Junction, AZ 85117

The World Ranch Horse Association (WRHA) is a national association dedicated to offering safe and healthy competition for ranch horses and riders of all levels. Education is a cornerstone in the achievement of our goals. We are committed to ensuring that each WRHA approved show maintains an atmosphere that is safe, friendly, fair, and affordable.

Shows and clinics, endorsed by WRHA, may be conducted in any state by any approved charter or affiliate club. We strive to promote excellence in ranch horse competitions while prioritizing the well-being of both horses and riders.

By Laws

These by laws shall govern all affairs, events, and charter clubs of WRHA. They serve as the guiding principles and regulatory framework for the association, ensuring consistency, fairness, and adherence to established standards across all aspects of WRHA's operations.

Article I: Corporation Name, Purpose, Location & Corporate Seal

1.1 Corporation Name and Non-Profit Status:

The legal name shall be World Ranch Horse Association, referred to as WRHA. It shall operate as a Non-Profit Association in compliance with the state laws of Arizona.

1.2. Purpose:

The primary purpose of this association is to preserve and support the working ranch horse legacy of the American West. This includes educating ranch horse enthusiasts and those seeking information. WRHA is committed to providing a safe, fun, fair and friendly atmosphere of competition for riders of all levels in all states. The association seeks to preserve the tradition of the true American West ranch horse and working stock horse. WRHA aims to establish uniform rules for ranch horse competition, standardize judging practices, and define and promote all versatilityes of the ranch horse.

The core values include practicing integrity, fairness, good sportsmanship, honesty and upholding traditional values.

1.3. National Organization and Origin:

WRHA is a national organization with its origin in the state of Arizona. Members, Charter Clubs and Shows may be held in any state, all eligible for WRHA approval and consideration for WRHA Year-End Awards, subject to the approval of WRHA Show Approval Applications.

1.4. Business Operations:

WRHA shall conduct business on a calendar year basis, from January 1 – December 31.

Article II: Members/Membership

2.1. Membership Obligations:

All members are obligated to adhere to the rules and bylaws of the association. Each member must submit a membership application along with annual membership fee and will hold one (1) voting right as a member in good standing. (amateur or open, youth do not receive a vote)

2.2. Membership Categories:

Membership is open to anyone wishing to participate and is categorized into Individual Youth, Amateur, Open. Individuals may apply for novice status in youth or amateur.

Article III: Board of Directors

3.1. Board of Directors Composition

The Board of Directors shall consist of three (3) directors:

- a. Two (2) Permanent Directors (Founder, Executive Director)
- b. One (1) Term Director

3.2 Rights and Powers

Permanent Directors shall:

- a. Serve within term limits

- b. Have full voting rights
- c. Have the power to appoint and remove the Term Director
- d. Have the authority to amend these by laws by unanimous consent

3.3 Removal of Permanent Director

A Permanent Director may only be removed for cause by unanimous vote of the other (2) directors. "Cause" shall include gross negligence in duties, breach of fiduciary duty, criminal conduct, mental incapacity, bankruptcy, death or permanent disability, or written resignation.

3.4 Vacancy of Permanent Director

In the event of a vacancy in a Permanent Director position:

- a. The remaining Permanent Director shall have the sole authority to appoint a replacement
- b. Such an appointment must occur within 90 days of vacancy
- c. If both Permanent Director positions become vacant simultaneously, the Term Director shall have the authority to appoint one Permanent Director, who shall then appoint the second Permanent Director.

3.5 Appointment and Term

- a. The Term Director must be appointed by unanimous vote of the Permanent Directors
- b. The Term Director shall serve a two-year term
- c. The Term Director may be reappointed for additional terms by unanimous vote of the Permanent Directors
- d. If a unanimous vote cannot be reached, consultation with the Advisory Board will be obtained and the president of that board will have a vote

3.6 Removal

The Term Director may be removed:

- a. With or without cause by unanimous vote of the Permanent Directors
- b. For cause by unanimous vote of all directors
- c.

3.7 Quorum and Voting

Two directors shall constitute a quorum for the transaction of business except as otherwise provided in these bylaws.

- a. The following actions require unanimous consent of all directors:
 1. Dissolution of the corporation
 2. Sale of substantially all corporate assets
 3. Merger or consolidation

3.8 Meetings

The Board of Directors shall meet at least quarterly at times and places determined by the members. In-person or virtually. Meeting minutes will be posted on the WRHA website.

- a. Special meetings may be called by any Permanent Director with a 48 hours' notice to all directors

3.9 Compensation

Directors may receive reasonable compensation for services rendered to the corporation in other capacities and may be reimbursed for reasonable expenses incurred in the performance of their duties.

Article IV: Advisory Board

4.1. Purpose and Authority

The Advisory Board shall serve as a non-governing body to provide guidance, expertise, and recommendations to the Board of Directors while having no fiduciary responsibilities and no formal authority to govern the organization

4.2. Composition

The Advisory Board shall consist of no fewer than four (4) and no more than ten (10) members, with the exact number to be determined by the Board of Directors

4.3. Nomination Process

The Board of Directors shall charge the Executive Director to issue a call for Advisory Board nominations to the general membership at

least ninety (90) days before anticipated vacancies through all standard communication channels including the organization’s website, email distribution list, and social media platforms specifying:

- a. Number of positions available
- b. Required qualifications and nomination procedures
- c. Terms of Service
- d. Submission deadlines

4.4. Eligible Nominators

Any member in good standing may submit nominations including Board of Directors and Advisory Board members. Members may nominate themselves.

4.5. Nomination Requirements

Each nomination must include the nominee’s name, contact information, and membership number along with two professional references.

4.6. Election Review and Selection Process

- a. The Executive Director shall
 - 1. Verify nominations
 - 2. Check the membership status of nominators
 - 3. Organize nominations by position
 - 4. Prepare summary reports for review
- b. Board of Directors Review
 - 1. Review all complete nominations
 - 2. Verify qualifications
 - 3. Contact References
 - 4. Interview candidates if needed
- c. Selection Process
 - 1. The Board of Directors shall evaluate candidates based on required qualifications, organization needs, diversity of perspective, geographical representation.

4.7 Appointments

Appointments require a majority vote of the Board of Directors, and may request additional information before voting.

4.8 Member Communication

The Board shall announce appointments

- a. Within 14 days of selection
- b. Through all standard communication channels
- c. Including brief biographies of appointees
- d. Expressing gratitude to all nominees and nominators

4.9 Appointment Term

- a. Members shall serve two-year terms
- b. Terms shall be renewable by unanimous agreement by the board of directors with input from current members of the advisory board
- c. Terms shall be staggered to ensure continuity
- d. No term limits shall apply

4.10 Meetings

- a. Frequency
 1. The Advisory Board shall meet as often as needed with a Minimum of 14 days' notice prior
 2. Additional meetings may be called as needed by the Board Of Directors or the Advisory President
 3. Meetings may be in person or virtually

4.11 Leadership

- a. Advisory Board President
 1. The Advisory Board shall have a President appointed by the Board of Directors
 2. The President shall serve a one-year renewable term
 3. The President's responsibilities shall include:
 - a. Coordinating with the Board of Directors
 - b. Setting meeting agendas
 - c. Facilitating Advisory Board meeting

- b. Other Leadership Roles
 - 1. The Advisory Board may establish other leadership roles as needed, subject to approval by the Board of Directors.
 - a. It is recommended that a Vice President continue operations in the president's absence and that someone be assigned to document meetings

4.12 Advisory Board Responsibilities

- a. Provide strategic advice and guidance
- b. Share professional expertise
- c. Assist in community outreach
- d. Support fundraising efforts (without personal obligations to donate)
- e. Serve as ambassadors for the organization
- f. Participate in strategic planning where requested
- g. Offer feedback on programs and initiatives
- h. Identify potential partnerships and opportunities

4.13 Removal and Resignation

- a. Advisory Board members may be removed by majority vote of the Board of Directors with or without cause
- b. Members may resign anytime by providing written notice to the Advisory Board President or Board of Directors

4.14 Board of Directors Liaison

At least one (1) member of the Board of Directors shall attend all Advisory Board meetings in the capacity of Board Liaison. Multiple Board members may attend, but only one shall serve as the official Board Liaison per meeting

- a. The Board Liaison shall:
 - 1. Observe proceedings and take notes
 - 2. Report meeting content back to the Board of Directors
 - 3. Serve as a silent observer unless specifically requested to provide input by the Advisory Board President, and asked to clarify board policies or decisions, and required to address immediate governance concerns
 - 4. Not participate in advisory discussions unless explicitly invited

5. Not vote on advisory recommendations
 6. Not chair or lead any portion of the meeting
 7. Prepare a written summary for the Board of Directors
 8. Document any requests for Board input
 9. Not any items requiring Board actions or response
- b. In the event a Board Liaison cannot attend:
1. The meeting shall be rescheduled if possible
 2. If rescheduling is impossible, the meeting must be recorded for Board Review. Detailed minutes must be submitted to the Board of Directors within 48 hours.

4.15 Committees

The Advisory Board may form committees to focus on specific areas of expertise or organizational needs, subject to approval by the Board of Directors.

- a. Operation
1. Committees shall be chaired by Advisory Board members
 2. Committees may include non Advisory Board members
 3. Committees shall report to the full Advisory Board
 4. Committee recommendations shall be recommendations only

4.16 Confidentiality

All Board of Directors and Advisory Board members shall maintain confidentiality of sensitive information and disclose potential conflicts of interest

Article V: Dissolution

5.1. Dissolution Procedures :

Upon the dissolution of the association, the Board of Directors shall, after settling all liabilities of the association, dispose of all assets exclusively for the purpose of the association. This disposal shall be carried out in a manner compliant with the Internal Revenue Code applicable to a 501c3 nonprofit corporation, directing assets to organizations operated exclusively for charitable or educational purposes.

Article VI: Indemnification

6.1. Limitation of Liability:

No director or officer of the association shall be liable for the association or its members for monetary damages for an act or omission in their capacity as a director of the association. However, this Article shall not eliminate or limit the liability of a director or officer of the association for:

- A. Breach of duty of loyalty to WRHA or its members.
- B. An act or omission not in good faith or involving intentional misconduct or a known violation of the law.
- C. A transaction from which a director or officer received an improper benefit, whether or not the benefit resulted from an action taken within the scope of the office.
- D. An act or omission for which the liability of a director is expressly provided for by statute.

6.2. Indemnification Provisions:

To the extent provided by law, the association will indemnify a director, officer, committee member, employee or agent of the association who was, is, or may be named defendant or respondent in any proceedings as a result of their actions or omissions within the scope of their official capacity in the association. The association will indemnify an individual only if said individual acted in good faith and reasonably believed that their conduct was in the association's best interest.

Article VII: Rules

7.1. Establishment and Publication of Rules:

The Board of Directors is responsible for establishing rules consistent with the formation of bylaws for general administration of the association's business. These rules shall be published by the Board of Directors, with revisions published at times sufficient changes have been made.

Article VIII: Affiliations

8.1. Affiliation Agreements:

The association, at the discretion of the board, may enter into affiliation agreements with other similar organizations. These

Agreements will have a specific duration but may be renewed as needed by a vote of the Board of Directors.

Article IX: Release of Liability

9.1. Liability Disclaimer:

WRHA, its officers, directors, employees, members, and agents shall not be responsible for any personal injury, injury to humans and/or animals, or for loss or damage to property occurring at any association event or activity.

9.2. Indemnification Clause:

Each member, trainer, handler, participant, or associate shall indemnify and hold harmless WRHA, its officers, directors, and employees from and against all claims, demands, causes of actions, and expense of every kind, including attorney fees. This indemnification applies to claims arising out of or related in any manner to the acts or omissions of an owner, exhibitor, handler, or consigner, or as a result of participation in or attendance at a show, event, or activity.

9.3. Acceptance of Conditions:

Presentation of a signed entry or consignment form or any and all participation at a WRHA approved event shall be deemed acceptance of the conditions of this rule. In the event an entry or consignment form is not signed, appearance on the grounds or at the facility of any WRHA event, show, or activity shall be deemed to be acceptance of the conditions of this rule.

Article X: Disciplinary Procedures

10.1. Authority for Disciplinary Action:

WRHA reserves the right to direct disciplinary action or actions against individuals under its jurisdiction through participation in WRHA-sponsored events, activities, or membership in the association. The Executive Committee shall review evidence or alleged violations of rules and regulations by members and/or participants at any WRHA-sponsored event. Disciplinary actions may include suspension, fines, and/or expulsion from the association.

Article XI: Violations

11.1. Financial Violations:

Any member may be suspended and denied privileges for failure to pay any obligation owed to the association. Upon receiving fraudulent payments, members or non-members will be notified in writing and given a reasonable amount of time to rectify the mistake. Repeat offenders will be placed on a cash-only basis, and failure to pay owed amounts will result in suspension of privileges.

11.2. Misconduct and Unsportsmanlike Behavior:

Any form of misconduct, including illegal actions, inhumane treatment of animals, indecent behavior, profanity, intimidation, threats, harassment, taunting, verbal, and non-verbal abuse by individuals at WRHA-approved events, including members, non-members, exhibitors, trainers, owners, owner representatives, officers, directors, or agents, will not be tolerated and may result in disciplinary action such as a warning, suspension, or banning from all WRHA-approved events for specific period as determined by the Board of Directors.

11.3. Show Management:

A show manager has the authority to take immediate action, including expelling offenders from the show grounds if deemed appropriate.

11.4. Formal Complaints:

Any individual may file a formal complaint against offender (s) within 60 days of the event.

11.5. Complaint Review and Action:

Upon receipt of complaints regarding Unsportsmanlike Conduct, the association will present the complaint to the Board of Directors at the next meeting. The Board of Directors will then determine appropriate action. WRHA will send written notice of the complaint to the defendant.

General Rules and Regulations

GR-010. World Ranch Horse Association Membership:

WRHA is an incorporated nonprofit association classified as a 501c3. It is open to all breeds that enhance the ability to perform ranch horse duties, whether registered or grade.

A. All members, including Youth, Amateurs, and Individual Adults, are eligible to participate in all WRHA events. Memberships must be renewed annually, or a one-time Lifetime Membership may be purchased.

1. Individual Adult Membership

An annual membership for adults 19 years of age and older, with one voting right.

2. Youth Membership

An annual membership for youth under 18 years of age, determined by their age on January 1, allowing them to show at that age for the entire year. No voting rights.

3. Lifetime Membership

An individual adult lifetime membership for those aged 19 years of age or older, with one voting right.

B. Owner and exhibitors must be current WRHA members to receive Year End or TOP points. WRHA reserves the right to use any photograph or video of member participation for promoting WRHA.

C. Term of membership runs on a calendar year beginning January 1 through December 31.

D. By signing and submitting a membership application, members agree to abide by the rules and bylaws. Membership fees are non-refundable.

E. Each member is issued a membership card with a unique identification number, to be presented during WRHA official events and activities. Memberships are not transferrable.

GR-020. Safety

A. All exhibitors are encouraged to be always aware of their surroundings and respectful of other riders. Any rider or participant on an out-of-control horse may be asked to leave the arena at the discretion of show management or designated representative. Show management, judges, and/or a designated representative shall have the authority to remove a participant from the grounds if deemed necessary.

B. All dogs at any WRHA hosted event must be on a leash at all times.

GR-030. Divisions, Points & Year End Awards

A. Open- open to all horses/mules, any age, and any rider.

B. Novice- An exhibitor may hold a Novice status in any individual class until that exhibitor exceeds 40 points earned in that class. To compete as a novice rider in WRHA, the exhibitor must complete and submit the novice application. The novice member's membership card will indicate novice eligibility. A novice rider shall not have won a national, world, or reserve world title in any recognized national association. Exception, if title was won in the WT division, rule does not apply if horse/rider is showing in WTC.

C. Green as Grass- A division for riders in their **first year** of showing in any recognized national association.

D. Green Horse- A division designated for horses who have not earned a maximum of 40 points in any recognized national association in their respective ranch horse class.

E. Color Horse Division- A division designed to encourage participation in WRHA events by horses which exhibit a colored coat pattern.

1. A color horse is one that is registered with IBHA, PHBA, PtHA, ABRA, ApHC, APHA, PHBA, or POAC with regular registry papers, or exhibit the proper coloring for that breed. In the event the horse is unregistered, the coat pattern must contain one of the following:

a. White body markings of not less than 3" of white located above the knee and/or hock. (APHA< PtHA< ApHC, POA)

b. White markings on and around the face which comes off of the face (beyond the outside corner of the eye) by a minimum of 3".

c. Have a base coat that is Palomino, Buckskin, Dun or Grulla.

2. Horses must hold an inspection card issued by WRHA to verify color qualifications. Color verification information is available on the WRHA website through the Color Application. Verification can be obtained at any WRHA approved show with inspection performed by show management.

3. Color horse division classes may be held separately or concurrently as a class within a class at the discretion of show management in the interest of saving time throughout the show day. Horses will be judged separately. These classes are optional and are not required for show approval.

4. Exhibitors/Members, showing in a breed show (APHA, ApHC, POA, ABRA, PHBA, etc. may earn WRHA points in their Ranch classes at these shows, whether or not the show is WRHA approved. Points earned at a WRHA approved show, on a colored horse holding a WRHA Color Verification Card will also be added to the Colored Horse Division points for year end awards. The Colored Horse Division is an Open division.

5. Color horses **may** cross enter into the Open Division classes.

F. Non-Color/Solid Horse Division

1. The Non-Color/Solid Horse Division is designed for solid-colored horses of any breed without a coat pattern and/or qualifying white body markings.

2. Non-Color/Solid Horse division classes may be held separately or concurrently as a class within a class at the discretion of show management in the interest of saving time throughout the show day. Horses will be judged separately. These classes are optional and are not required for show approval.

3. No registration papers will be required.

4. Non-Color/Solid horses may cross enter into the Open Division classes.

G. Mule & Donkey WTC

1. This division is open to all mules and donkeys. Mule/Donkey Classes may or may not be offered and are at the discretion of show management.

2. Mules and/or Donkeys may cross enter the Open Division classes.

H. Mule & Donkey WT

1. Open to all riders regardless of their level of expertise.

2. Exhibitors competing in the Mule & Donkey W/T division may also compete in the 3 gaited Mule & Donkey division.

I. Open Walk-Trot

1. Open to all riders regardless of their level of expertise.

2. Exhibitors competing in the Open W/T division may also compete in the 3 gaited Open division.

J. Green As Grass

1. Open to riders who are in their first year of showing.

2. An exhibitor may show in the Green division for one calendar year. (January-December)

K. Green Horse Walk-Trot

1. Open to horses who have not yet earned 40 points in each walk trot class offered.
2. Horses may point out of each class at different times and are eligible to show in a given class until such time that 40 points have been earned.
3. Upon earning 40 points, the horse may complete the calendar year in this class but will be ineligible to show in the specific class the following calendar year.

L. Youth Walk-Trot 11 & Under

- a. Eligibility: Open to youth under 12 years of age as of January 1st of calendar year
- b. Requirements:
 1. Must have current WRHA Youth walk-trot card
- c. Restrictions:
 1. No prior exhibition in three-gaited classes
 2. No cross-entry into three-gaited classes at the same show
 3. No participation in lope/canter classes in other Recognized associations
- d. Permitted Cross Entries:
 1. Youth Halter
 2. Youth Walk-Trot PLUS Division
 3. Open Walk-Trot Division
- e. Duration/Points Limits
 1. Maximum 3 years cumulative participation across Youth Walk-Trot division
 2. May continue beyond 3 years if under 100 points
 3. Must move to Youth Walk-Trot Plus after reaching either limit (after completion of calendar year)
 4. Must move to Youth Walk-Trot PLUS after winning any world or reserve world championships at WRHA or any other association (after completion of calendar year)

5. May not continue to compete in Youth Walk-Trot division once exhibitor has entered any three gaited class

M. Youth Walk-Trot 18 & Under

- a. Eligibility: Open to youth under 19 years as of January 1st of calendar year
- b. Requirements:
 1. Must have current WRHA youth walk-trot card
- c. Restrictions:
 1. No prior exhibition in three gaited classes
 2. No cross-entry into three-gaited classes
 3. No participation in lope/canter classes in other recognized associations
- d. Permitted Cross-Entries
 1. Youth Halter
 2. Youth Walk-Trot PLUS
 3. Open Walk-Trot division
- e. Duration/Points Rules:
 1. Maximum 3 years cumulative participation across Youth Walk-Trot division
 2. May continue beyond 3 years if under 100 points
 3. Must move to Youth Walk-Trot PLUS after reaching either limit (after completion of calendar year)
 4. Must move to Youth Walk-Trot PLUS after winning any world or reserve world championship at WRHA or any other association (after completion of the calendar year)
 5. May not continue to compete in Youth Walk-Trot division once exhibitor has entered any three-gaited class

N. Youth Walk-Trot PLUS

- a. Eligibility: Open to all youth riders under 19 years of age as of January 1st of calendar year, rider may have three-gaited Class experience

- b. Restrictions:
 - 1. No cross-entry into Youth Walk-Trot if previously cantered at any show
- c. Permitted Cross-Entries:
 - 1. Youth Halter
 - 2. Three-gaited classes
 - 3. Open Walk-Trot division
- d. Special Provisions:
 - 1. No time limit for participation
 - 2. Year-end Youth Walk-Trot PLUS division points will Begin accumulating after three-gaited class entry

O. Amateur Walk-Trot (19 & Over)

- a. Eligibility: Open to amateurs 19 and over as of January 1st of the calendar year
- b. Requirements:
 - 1. Must have current WRHA amateur walk-trot card
 - 2. Must meet amateur eligibility requirements
- c. Restrictions:
 - 1. No prior exhibition in three-gaited classes
 - 2. No cross-entry into three-gaited riding classes in other Recognized associations
- d. Permitted Cross Entries:
 - 1. Amateur Halter
 - 2. Amateur Longe Line classes
 - 3. Open Walk-Trot division
 - 4. Amateur Walk-Trot PLUS division
- e. Duration/Points Rules:
 - 1. Maximum 3 years cumulative participation across Youth And amateur Walk-Trot divisions
 - 2. May continue beyond 3 years if under 100 points
 - 3. Must move to Amateur Walk-Trot PLUS after reaching either limit (after completion of the calendar year)
 - 4. Must move to Amateur Walk-Trot PLUS after winning any

- World or reserve world championships at WRHA or any
Other association (after completion of the calendar year)
- 5. May not continue to compete in Amateur Walk-Trot division
Once exhibitor has entered any three-gaited class

P. Amateur Walk-Trot PLUS

- a. Eligibility: Open to all amateur riders over 19 years of age as of
January 1st of calendar year, rider may have three-gaited
Class experience
- b. Restrictions:
 - 1. No cross-entry into Amateur Walk-Trot if previously cantered
at any show
- c. Permitted Cross-Entries:
 - 1. Amateur Halter
 - 2. Three-gaited classes
 - 3. Open Walk-Trot division
- d. Special Provisions:
 - 1. No time limit for participation
 - 2. Year-end Amateur Walk-Trot PLUS division points will
Begin accumulating after three-gaited class entry

Q. Walk Trot General Rules

- a. Pattern Faults (Not disqualifying) Must place below fault-free
performances
 - 1. Going off pattern
 - 2. Incorrect cone navigation
 - 3. Failure to perform specified gait
 - 4. Overturning more than ¼ turn

R. Novice Youth 18 & Under:

- 1. Every exhibitor competing in a Novice Youth class must
possess a current Novice Youth Status card issued by the WRHA.

- 2. A youth not having reached their 19th birthday by January 1st
of the current calendar year.

3. To be eligible for Novice Youth status in a class, the youth cannot have earned Forty (40) Novice Youth points in that class in any recognized equine association including, but not limited to APHA, AQHA, ApHC, IBHA, PHBA, PtHA, AHA, AMHA and ABRA

4. To be eligible for Novice Youth status in a class the applicant cannot have earned thirty (30) performance points in Open and/or Youth combined, excluding walk-trot and leadline in that class in any recognized equine association including, but not limited to APHA, AQHA, ApHC, IBHA, PHBA, PtHA, AHA, AMHA and ABRA.

5. To be eligible for Novice Youth status in a class, the applicant cannot have won a World Champion or Reserve World Champion title (excluding walk-trot and leadline) in any recognized equine association, including but not limited to WRHA, APHA, AQHA, ApHC, IBHA, PHBA, PtHA, AHA, AMHA and ABRA

6. Youth who have received remuneration for training horses or soliciting for training will not be eligible for a Novice Youth Card.

7. Year Long Eligibility. If an individual is considered a Novice upon application, they will be considered a Novice for that calendar year regardless of points.

8. Exhibitors going off pattern, knocking over or on wrong side of cone, never performing specified gait, or overturning more than ¼ turn than designated, shall not be disqualified, but must always place below exhibitors not incurring a disqualifying fault.

S. Youth 18 & Under

1. The age limit for Youth Classes is eighteen (18) years of age. The minimum age of a youth exhibitor will be five (5) years of age with the exception of Leadline. For WRHA purposes, the age

of an individual on January 1 shall be maintained throughout the entire calendar year.

2. A Youth may affect Novice Youth status and future Amateur/ Novice Amateur eligibility by having shown, ridden, judged, trained or assisted in training a horse for remuneration, either directly or indirectly, or received compensation for instructing another person in riding in the previous three years prior to the date applying for an Amateur card.

T. Novice Amateur Division 19 & Over

1. Every exhibitor competing in a Novice Amateur class must possess a current Amateur exhibitor card stating novice status and be in good standing with the WRHA. Show management must inspect the current card, photocopy of the current card, or a temporary card at each show.

2. Application/renewal for a Novice Amateur card shall be made on a form provided by WRHA, available from them at no charge, and returned with application fees. A temporary Novice card may be applied for through the show secretary at an WRHA-approved show

3. To be eligible for Novice Amateur status in a class the applicant cannot have earned thirty (30) performance points (Open, Amateur and/or Youth combined, excluding walk-trot) in that class in any recognized equine association including, but not limited to WRHA, APHA, AQHA, ApHC, IBHA, PHBA, PTHA, AHA, AMHA and ABRA

4. To be eligible for Novice Amateur status in a class the applicant cannot have earned forty (40) Novice Amateur or Novice Youth points combined in that class in any recognized equine association including, but not limited to WRHA, APHA, AQHA, ApHC, IBHA, PHBA, PTHA, AHA, AMHA and ABRA

5. To be eligible for Novice Amateur status in a category the applicant cannot have earned \$2,500 in prize money in classes included in that category in any recognized association, including but not limited to WRHA, NSBA, NRHA, NCHA NBHA, WPRA and PRCA.

6. To be eligible for Novice Amateur status in a class, the applicant cannot have won a World Champion or Reserve World title in any recognized equine association, including but not limited to WRHA, APHA, AQHA, ApHC, IBHA, PHBA, PtHA, AHA, AMHA and ABRA.

7. If an individual is considered a Novice upon application, they will be considered a Novice for that calendar year regardless of points and/or money earned.

8. Exhibitors going off pattern, knocking over or on wrong side of cone, never performing specified gait, or overturning more than $\frac{1}{4}$ turn than designated, shall not be disqualified, but must always place below exhibitors not incurring a disqualifying fault.

U. Amateur Division 19 & Over

1. To qualify as an Amateur exhibitor with the WRHA, an individual is considered an Amateur exhibitor when he/ she is no longer eligible to show in the Youth program.

2. The age of an individual as of January 1 will be maintained throughout the calendar year.

3. For a period of 36 months (three years) prior to the date an application for Amateur status is received in the WRHA office, an Amateur may not have shown, ridden, judged, trained or assisted in training a horse for remuneration, either directly or indirectly; not received remuneration for instructing another person in riding, driving or training a horse; nor received

remuneration for instructing another person in showing a horse in competition; nor solicited for any of the above. An applicant may not hold any judging cards from any association.

Payment of entry fees and or expenses by anyone other than the Amateur, his/her immediate family, or his/her corporation is considered sponsorship and/or remuneration, and is not permitted. In the case of non-related exhibitors showing the same horse, exhibitors should pay their own entry fees but may evenly split shared expenses (travel, stalls, etc).

4. An individual cannot hold a membership accreditation in the following organizations: Professional Rodeo Cowboys Association, Women's Professional Rodeo Association, (Barrel Racing Only), International Professional Rodeo Association, Professional Women's Barrel Racing and for the same events or classes the individual competes, or desires to compete, in WRHA amateur competition.

5. Certification as an instructor in equi-therapy by Professional Association of Therapeutic Horsemanship International (PATH) or similar organization recognized by WRHA, shall not result in amateur ineligibility

6. Every exhibitor competing in an Amateur class must possess a current Amateur exhibitor card issued by the WRHA, as well as a current WRHA membership. (All owners must also possess a current WRHA membership in order to show in WRHA approved classes.

V. Select Amateur Division (Over Age 50)

1. Any Amateur who is 50 years of age or older on or before January 1st of the current year may show in Silver Amateur classes.

GR-040. Points

Points will be awarded in each class, under each judge and point values shall be determined by the number of horses competing in each class.

Point Schedule:

| <u># entries</u> | <u>1st</u> | <u>2nd</u> | <u>3rd</u> | <u>4th</u> | <u>5th</u> | <u>6th</u> | <u>7th</u> | <u>8th</u> |
|------------------|------------|------------|------------|------------|------------|------------|------------|------------|
| 1-3 | 1 | | | | | | | |
| 4-6 | 2 | 1 | | | | | | |
| 7-10 | 3 | 2 | 1 | | | | | |
| 11-14 | 4 | 3 | 2 | 1 | | | | |
| 15-18 | 5 | 4 | 3 | 2 | 1 | | | |
| 19-23 | 6 | 5 | 4 | 3 | 2 | 1 | | |
| 24-29 | 7 | 6 | 5 | 4 | 3 | 2 | 1 | |
| Over 30 | 8 | 7 | 6 | 5 | 4 | 3 | 2 | 1 |

GR-050. Year End Awards

A. All WRHA Approved shows will count towards Year End High Point Awards. Awarded to the highest point earning horses and exhibitors competing in WRHA approved events.

B. Points may be accumulated in any/all states and/or regions of the United States as long as the exhibitor maintains current membership status for that calendar year.

C. Awards will be presented to the High Point and Reserve High Point in each division as defined below:

Youth 11 & Under Walk-Trot Division

Youth 18 & Under Walk-Trot Division (W/T Only)

Youth 18 & Under Walk-Trot PLUS

Novice Youth Division 18 & Under

Youth 18 & Under Division

Amateur Walk-Trot Division 19 & Over (W/T Only)

Amateur Walk-Trot PLUS

Green Horse Walk-Trot

Green As Grass Division (1 Year Only)

Novice Amateur Division 19 & Over
Amateur Division 19 & Over
Select Amateur Division (Over Age 50)
Open Division
Green Horse Division
Junior Horse Division (5 & Under)
Senior Horse Division (6 & Over)
Lead Line Division 8 & Under
Longe Line Division – Yearlings
Colored Horse
Non-Colored/Solid Horse
Mule/Donkey Non Pro (Youth/Amateur)
Mule/Donkey W/T All Ages
Mule/Donkey Open All-Age

D. Individual Class High Point and Reserve High Point Winners will also be recognized with a Certificate of Recognition.

GR-060. Register of Merit and Superior

A. Register of Merit – The purpose of the Register of Merit is to establish a record of excellence. Horses are advanced to the Register of Merit when they have won at least twenty five (25) points in the scale of points for contests in any one event.

B. Superior – to be awarded at which time a horse or rider accumulate 75 points in a single class.

GR-070. Tack & Equipment

A. A western saddle is a common type of saddle distinguished by a large noticeable fork on which there is some form of horn, a high cantle, and large skirt. Saddles and other equipment should be suitable for ranch work. We encourage and promote good working tack.

B. Bridle will consist of a headstall with browband, shaped ear, or split ear.

C. The carrying of a rope or reata is optional.

D. The use of a martingale, tie-down, noseband, chin strap narrower than ½ inch (1.27cm) or mechanical hackamore, unless otherwise specified is prohibited.

E. References to hackamore means the use of flexible, braided rawhide, leather, or rope bosal, and have a non-metal flexible core. A hackamore must use complete mecate rein, which must include a tie-rein. Absolutely no rigid material will be permitted under the jaws, regardless of how padded or covered. There must be a minimum of one finger space (approximately 3/4 inch, 1.9cm), between the bosal and the nose.

F. Reference to snaffle bits in performance classes mean the conventional O-ring or D-ring with a ring no larger than 4 inches. The inside circumference of the ring must be free of rein, curb, or headstall attachments which would provide leverage. The mouthpiece should be round (no twisted wire), oval or egg-shaped smooth and un-wrapped metal. It may be inlaid but must be smooth. The bars must be a minimum of 5/16 inch in diameter, measured one inch in from the cheek with a gradual decrease to center of the snaffle. The mouthpiece may be two or three pieces. A three-piece, connecting ring of 1 1/4 inch or less in diameter, or a connecting flat bar of 3/8 to 3/4-inch measured top to bottom, with a maximum length of 2 inches, which lies flat in the horse's mouth is acceptable. Optional curb strap attached below the reins in a snaffle bit is acceptable.

1. Mecate reins may be used with a snaffle bit when ridden with two hands.

2. When showing in a snaffle bit in any class, the exhibitor has the option of bridging the rein(s) two different ways. The reins may either bridge reins traditionally with the tail on each side of the neck; or the reins may be bridged with one rein and have the tail of the reins on one side of the horse's neck.

G. Reference to a bit in performance classes means the use of a curb bit that has a solid or broken mouthpiece, has shanks and acts with leverage. All curb bits must be free of mechanical device and should be considered a standard western bit. A description of a legal, standard western bit includes:

1. 8½ inch maximum length shank. Shanks may be fixed or loose.
2. Concerning mouthpieces, bars must be round, oval or egg shaped, smooth and unwrapped metal of 5/16 to 3/4 inch in diameter, measured 1 inch from the cheek. However, wire in the sway bars (above the bars and attaching to the spade of a traditional spade bit is acceptable. They may be inlaid but must be smooth. Nothing may protrude below the mouthpiece (bar), such as extensions or prongs including upward prongs on solid mouth pieces. The mouthpiece may be two or three pieced. A three-piece, connecting ring of 1¼ inches or less in diameter or a connecting flat bar of 3/7 to 3/4 inch which lies flat in the horse's mouth is acceptable. The port must be no higher than 3 1/2 inches maximum, with rollers and covers acceptable.
3. When a curb bit is used, a curb strap or curb chain is required, which must be at least ½ inch in width, lie flat against the jaw, and be free of barbs, wire, and/or twists. A double chain that is welded together and acts as one chain is legal.
4. Slip, chain or gag bits are not permitted.
5. Judges may prohibit the use of any bit or equipment, which they consider to be inhumane, or which may give the exhibitor an unfair advantage.
6. Horses of all ages may be shown in a snaffle bit, curb bit, or bosal. Riders often have the flexibility to change the type of bit they use on their horse based on the requirements or preferences

of each class. The choice of bit can depend on factors such as the discipline being competed in, the horse's training level, and the rider's communication preferences with their horse. Different classes may have different expectations or regulations regarding equipment, but as long as the bit used complies with the rules of each specific class, riders can adjust their equipment accordingly.

H. Reins

1. Only one hand may be used on the reins and the hand must not be changed, except when using a Snaffle Bit. If showing in a shank bit with split reins one hand must be around the reins; with only one finger between reins. If tail of reins become tangled, they may be fixed at any time during a run. The exhibitor must go behind the rein hand to fix reins.

2. Whenever this rule book refers to romal, it means an extension of braided or round material attached to closed reins. This extension shall be carried in the free hand with an approximate 16 inch spacing between the reining hand and the free hand holding the romal. When using the romal reins, the rider's hand shall be around the reins with the wrist kept straight and relaxed, the thumb on top and fingers closed lightly around the reins. When using a romal, no fingers between the reins are allowed. The free hand may not be used to adjust the rider's length of reins in any reining class. During reining, the use of the free hand while holding the romal to alter the tension or length of the reins from the bridle to the reining hand is considered to be the use of two hands and a score of 0 will be applied, with the exception of any place a horse is allowed to be completely stopped during a pattern. The free hand may be used to adjust the rider's length of rein.

I. Equipment

- 1.** No hoof polish.
- 2.** No bands or braids

3. No false tails
4. Trimming inside ears is discouraged. Trimming of bridle path, excessive fetlock hair and long facial hair is allowed.
5. Rear cinch is allowed.
6. Breast collar is allowed.

GR-090. Attire

A. Riders must wear either a western hat or protective headgear.

B. Long sleeve shirts, western boots, long pants/jeans are required.

B. Chaps, spurs, scarves, gloves are optional.

Class Procedures and Scoring

SH-100. Classes Offered:

The following individual ranch horse classes may be offered for all divisions at any show:

1. Ranch Rail Pleasure
2. Ranch Pleasure
3. Ranch Riding
4. Ranch Trail
5. Ranch Reining
6. Ranch Cow Work
7. Ranch Boxing
8. Ranch Box-Drive-Box-Drive
9. Ranch Conformation Halter
10. Ranch Yearling Longe Line

SH-105. Ranch Rail Pleasure

A. This class is intended as a rail class but individuals working off the rail will not be penalized, and in fact, riders are encouraged to use adequate space given the extension of gaits required.

B. The ranch rail pleasure class measures the ability of the horse to be a pleasure to ride while being used as a means of conveyance from one ranch task to another and should reflect the versatility,

attitude, and movement of a working horse. The horse should demonstrate a relaxed, quiet, soft, and cadenced stride at all gaits. The horse should be ridden on a relatively loose rein with light contact and a natural head carriage. The horse should be responsive to the rider and make timely transitions in a smooth and correct manner. In all gaits, movement of the ranch rail pleasure horse should simulate a horse needing to cover long distances, softly and quietly, like that of a working ranch horse.

C. The following terminology shall apply:

- 1.** Walk: The walk is a natural, flat footed, four-beat gait. The gait is rhythmic and ground-covering.
- 2.** Trot: The trot is a square natural two-beat gait demonstrating more forward motion than the western jog. Rider shall remain seated at the trot.
- 3.** Extended Trot: The extended trot is an obvious lengthening of the stride with a definite increase in pace. The horse should be moving in a manner as if it were covering a large area on a ranch with an above level topline. The rider may remain seated, or post/stand while exhibiting the extended trot.
- 4.** Lope: The lope is a three-beat gait. The lope should be relaxed and smooth with a natural, forward moving stride.
- 5.** Extended Lope: The extended lope is not a run or a race but should be an obvious lengthening of the stride, demonstrating a forward, working speed. The horse should display an above level topline with a bright, attentive expression.

D. Class shall work both ways of the ring at all required gaits. Stop and back are optional.

SH-110. Ranch Rail Pleasure Penalties

A contestant should be aware that the following items may result in penalties each time they occur at the discretion of the judge.

1. Too slow/per gait.
2. Over-bridled.
3. Out of frame.
4. Break of gait at walk or jog for 2 strides or less.
5. Break of gait at walk or jog for more than 2 strides.
6. Break of gait at lope.
7. Wrong lead or out of lead.
8. Draped reins.
9. Out of lead or cross-cantering more than two strides.
10. Trotting more than three strides when taking lead.
11. Blatant disobedience (kick, bite, buck, rear, etc.).
12. Major disobedience or schooling.
13. Spurring in front of cinch.
14. Use of either hand to instill fear/ praise

SH-115. Ranch Pleasure

A. The purpose of the ranch pleasure class is to demonstrate the ability of the horse to cover ground while performing duties in a ranch setting, while still being a pleasure to ride. The horse should demonstrate a positive attitude and the ability to perform as a working ranch horse without the confines of an arena. The horse should be relaxed, quiet, soft, and show cadence at all gaits. The horse should perform on a relatively loose rein, and without a drape. The horse should exhibit a forward motion and demonstrate a lengthening of stride at extended gaits. Transitions should be executed in a smooth and timely manner.

B. Ranch Pleasure class may be held inside or outside of an arena. Each horse shall be shown individually.

C. Show management may run concurrently with Ranch Trail.

D. Gaits:

- 1. Normal Walk:** The normal walk is a natural, flat-footed, four-beat gait. The gait is relaxed and rhythmic.

- 2. Extended Walk:** The extended walk should be straight, flat-footed, and relaxed while showing a lengthening of stride and remaining relaxed with a positive attitude.

- 3. Trot:** The ideal trot is a square, two-beat gait with a soft, steady cadence, and soft enough to cover long distances showing more forward motion than a western jog. The rider shall remain seated at the trot.

- 4. Extended Trot:** The extended trot should show an obvious lengthening of stride and an increase in pace. The horse should be moving in a manner as if it were covering a large area on a ranch with an above level topline. The rider may remain seated, stand, or post while exhibiting the extended trot.

- 5. Lope:** The lope is a 3-beat gait which should be steady, relaxed, and comfortable to ride.

- 6. Extended Lope:** The extended lope should show a lengthening of stride while maintaining proper cadence at a 3-beat gait. The extended lope should display an above level topline with a bright, attentive expression. It is not a run or race. The rider may stand in the stirrups.

- 7. Stop:** The stop should exhibit balance from all gaits. The ranch horse should stop straight, engaging both the hocks and hindquarters, while being ridden with light contact and without resistance to the rider's cues.

8. Reverse: The ranch horse should be willing to turn briskly on a relatively loose rein and without resistance. The reverse may be performed in either direction.

9. Back: Back on command, quietly, willingly, and easily in a straight line without resistance.

E. Markers may be set up to designate gait changes. It is the exhibitor's responsibility to know the instructions for each pattern.

F. When establishing the course, the following distances are suggested. Patterns may begin in either direction. Optional patterns may be used if all elements of the class are fulfilled as follows: Horses will be shown individually at three gaits; walk, trot, and lope, in each direction of the arena, an extended trot and extended lope at least one direction of the ring. Horses will also be asked to reverse, stop and back.

PATTERN #1

- Extended Walk- 75 feet
- Trot- 120 feet
- Extended Trot- 240 feet
- Lope- 150 feet
- Stop; reverse (either direction)
- Walk- 30 feet
- Lope- 150 feet
- Extended Lope- 200 feet
- Trot- 90 feet
- Stop and Back.

PATTERN #2

- Ordinary Walk- 30 feet
- Lope – 150 feet
- Extended Lope – 200 feet
- Trot – 120 feet

- Stop; reverse (either direction)
- Extended Walk – 75 feet
- Trot – 90 feet
- Extended Trot – 240 feet
- Lope – 150 feet
- Stop and Back

PATTERN #3

- Ordinary Walk- 30 feet
- Lope- 150 feet
- Extended Trot- 240 feet
- Trot- 120 feet
- Stop; reverse (either direction)
- Trot- 90 feet
- Lope- 150 feet
- Extended Lope- 200 feet
- Extended Walk- 75 feet
- Stop and Back

PATTERN #4

- Trot- 120 feet
- Extended Walk- 75 feet
- Lope- 150 feet
- Extended Trot- 240 feet
- Stop; reverse (either direction)
- Lope- 150 feet
- Extended Lope- 200 feet
- Ordinary Walk- 30 feet
- Trot- 90 feet
- Stop and Back

PATTERN #5

- Lope- 150 feet
- Extended Lope- 200 feet
- Ordinary Walk- 30 feet
- Trot- 120 feet

- Stop; reverse (either direction)
- Extended Trot- 240 feet
- Trot- 90 feet
- Extended Walk- 75 feet
- Lope- 150 feet
- Stop and Back

Pattern #6

- Lope down center line to cone
- Extended Trot turn left and continue for 100 feet
- Trot – 150 feet
- Walk – 100 feet
- Stop; reverse (either direction)
- Lope – 200 feet
- Extended Lope – 200 feet
- Normal Walk – 50 feet
- Trot – 100 feet
- Stop and Back

Walk Trot Pattern #7

- Normal Walk – 100 feet
- Extended Walk – 150 feet
- Trot – 100 feet
- Extended Trot – 150 feet
- Stop; reverse (either direction)
- Trot – 100 feet
- Extended Trot – 200 feet
- Stop and Back

Walk Trot Pattern # 8

- Walk 30 feet
- Trot 120 feet
- Stop and Reverse
- Extend the walk 75 feet
- Trot 90 feet
- Extend the trot 240 feet

- Stop and back

Walk Trot Pattern # 9

- Normal Walk 100 feet
- Extended Walk 50 feet
- Trot 150 feet
- Extended trot 100 ft
- Stop/Reverse
- Trot 200 feet
- Extended Trot 100 feet
- Stop/Back
- Walk

G. The scoring system is designed to be positive, straightforward, and always encourage growth and improvement in both horse and rider. The scoring system is designed to give credit for the work done. Each horse/rider team is scored between 0-100 points and automatically begins the run with a score of 70 points. The horse/rider team is scored on the quality of each maneuver (e.g., -1 1/2 extremely poor, -1 very poor, -1/2 poor, 0 correct, +1/2 Good, +1 very good, +1 1/2 excellent). Positive and negative scores reflect the smoothness, finesse, attitude, quickness, and authority of the horse/rider team when performing the various maneuvers. Penalties may be applied to each occurrence and be deducted from the final score:

1. One (1) Point Penalties:

- a. over bridled (per maneuver)
- b. too slow (per gait)
- c. out of frame (per maneuver)
- d. break of gait at the walk or trot for two strides or less

2. Three (3) Point Penalties:

- a. wrong lead or out of lead
- b. break of gait at walk or trot more than two (2) strides
- c. draped reins (per maneuver)
- d. break of gait at the lope

3. Five (5) Point Penalties:

- a. Blatant disobedience (kick, bite, buck, rear)
- b. Use of either hand to instill fear or to encourage movement
- c. Spurring forward of the cinch
- d. Use of either hand to instill fear/praise

4. Off-Pattern: cannot place above others who complete pattern correctly.

- a. Breaking pattern
- b. Use of two hands (except in snaffle bit or hackamore)
- c. More than one finger between split reins or any fingers between romal reins (except two rein)

5. Disqualification:

- a. Illegal equipment (including hoof black, braided or banded manes or tail extensions)
- b. Willful abuse
- c. Lameness
- d. Leaving working area before pattern is completed
- e. Repeated disobedience
- f. Disrespect or Misconduct
- g. Schooling
- h. Fall of horse and/or rider

Holding the saddle horn with either hand will not be penalized in any Ranch Horse classes.

SH-120. Ranch Riding

A. This class aims to evaluate the horse's versatility, attitude, and movement while engaged in ranch-related activities outside the confines of a traditional arena setting. The horse should be well-trained, relaxed, quiet, soft, and cadenced at all gaits. The ideal ranch horse will travel with forward movement and demonstrate an obvious lengthening of stride at extended gaits. The horse shall be ridden with light contact without requiring undue restraint. A full

drape of rein will be penalized. The ideal ranch riding horse should have a natural ranch horse appearance from head to tail in each maneuver.

B. Class Procedure:

1. One of the suggested patterns may be used, however a judge may utilize a different pattern as long as all required maneuvers and the three (or more) optional maneuvers are included. The required maneuvers will include the walk, trot, and lope both directions; the extended trot and extended lope at least one direction; as well as stops, and back.
2. Optional maneuvers may include a side pass, turns of 360 or more, change of lead (simple or flying), walk, trot or lope over a pole(s); or some reasonable combination of maneuvers that would be reasonable for a ranch horse to perform.
3. The maneuvers may be arranged in various combinations with final approval by the judge.
4. Emphasis on forward movement, free-flowing, and ground covering for all gaits. Transitions should be performed where designated, with smoothness and responsiveness.
5. No time limit.
6. Sitting at the regular trot and lope is recommended; though standing in the stirrups at the extended trot and extended lope, or posting the extended trot is acceptable.

SH-125. Ranch Riding Scoring and Penalties:

A. Each horse will work individually, performing both required and optional maneuvers, and scored on the basis of 0 to 100, with 70 denoting an average performance. The horse/rider team is scored on the quality of each maneuver (e.g., -1 1/2 extremely poor, -1 very poor, -1/2 poor, 0 correct, +1/2 Good, +1 very good, +1 1/2 excellent). Positive and negative scores reflect the smoothness,

finesse, attitude, quickness, and authority of the horse/ rider team when performing the various maneuvers.

B. A contestant shall be penalized each time the following occur:

1. One (1) Point Penalties:

- a. Too slow/per gait
- b. Over-Bridled (per maneuver)
- c. Out of Frame (per maneuver)
- d. Break of gait at walk or jog for 2 strides or less
- e. Wrong lead or out of lead for 2 strides or less

2. Three (3) Point Penalties:

- a. Break of gait at walk or trot for more than 2 strides
- b. Break of gait at lope, except when correcting an incorrect lead
- c. Wrong lead or out of lead for more than 2 strides
- d. Draped reins (per maneuver)
- e. Severe disturbance of any obstacle
- f. Out of lead or cross-cantering more than two strides when changing leads, trotting more than three strides when making a simple lead change
- g. Trotting more than three strides in a lope departure or exiting a rollback into a lope from a stop or walk

3. Five (5) Point Penalties:

- a. Blatant disobedience (kick, bite, buck, rear, etc.)
- b. Each refusal
- c. Spurring in front of the cinch

4. Off Pattern: Placed below horses performing all maneuvers

- a. Eliminates maneuver
- b. Incomplete maneuver
- c. Breaking pattern

d. Use of two hands except with snaffle or hackamore; more than one finger between slip reins or any fingers between romal reins (except in two rein).

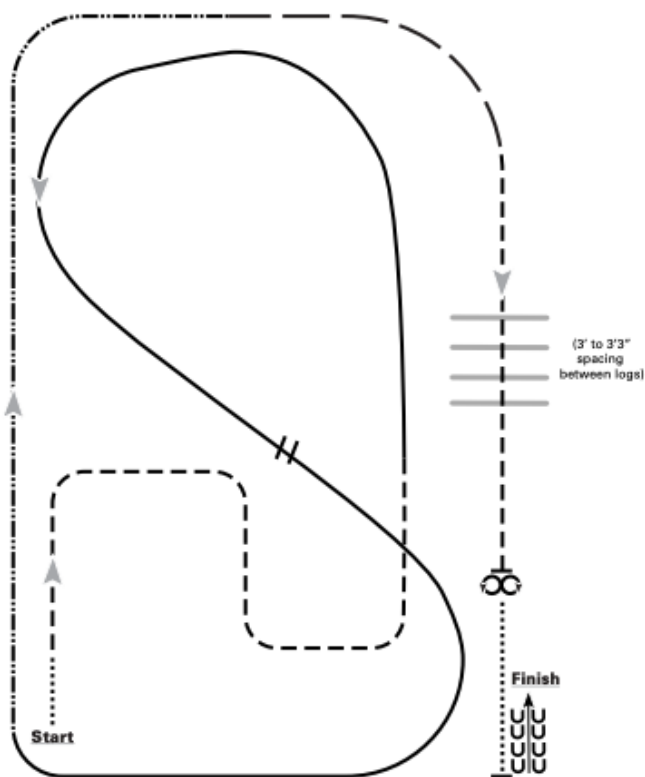
5. Zero (0) score:

- a. Illegal equipment (including hoof black, braided or banded manes or tail extensions)
- b. Willful abuse
- c. Lameness
- d. Schooling
- e. Repeated blatant disobedience
- f. Schooling

C. There will be no specific penalties for ticking or hitting logs, however deductions may be made based on overall maneuver.

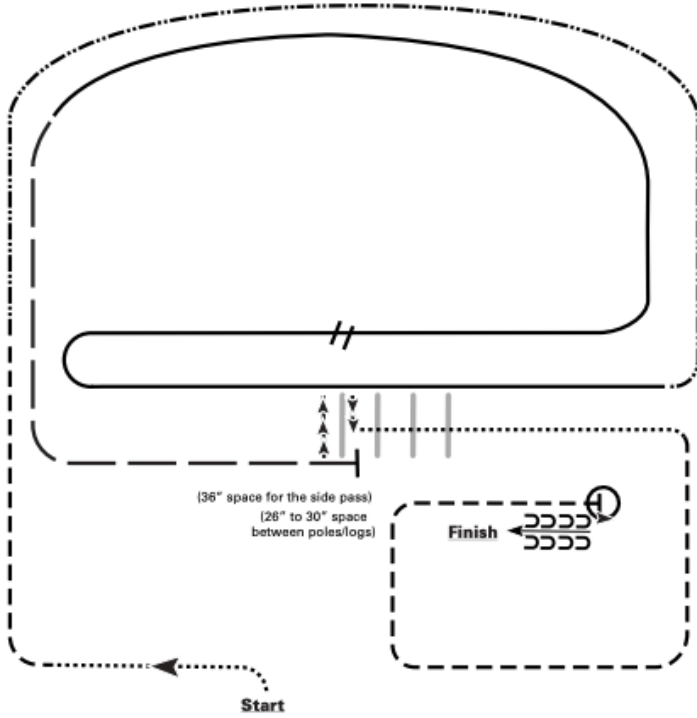
D. There are no specific deductions for over spins and/or under spins, however, deductions may be made based on overall maneuver score.

Ranch Riding Pattern #3



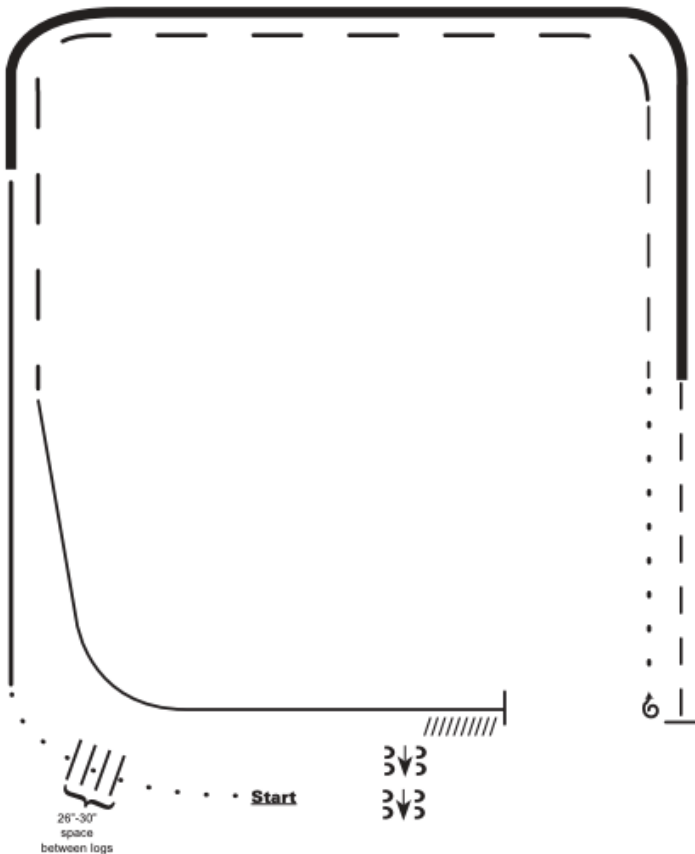
1. Walk
2. Trot serpentine
3. Lope left lead around the end of the arena and then diagonally across the arena
4. Change leads (simple or flying) and
5. Lope on the right lead around end of the arena
6. Extend lope on the straight away and around corner to the center of the arena
7. Extend trot around corner of the arena
8. Collect to a trot
9. Trot over poles
10. Stop, do 360 turn each direction (either direction 1st) (L-R or R-L)
11. Walk, stop and back

Ranch Riding Pattern #4



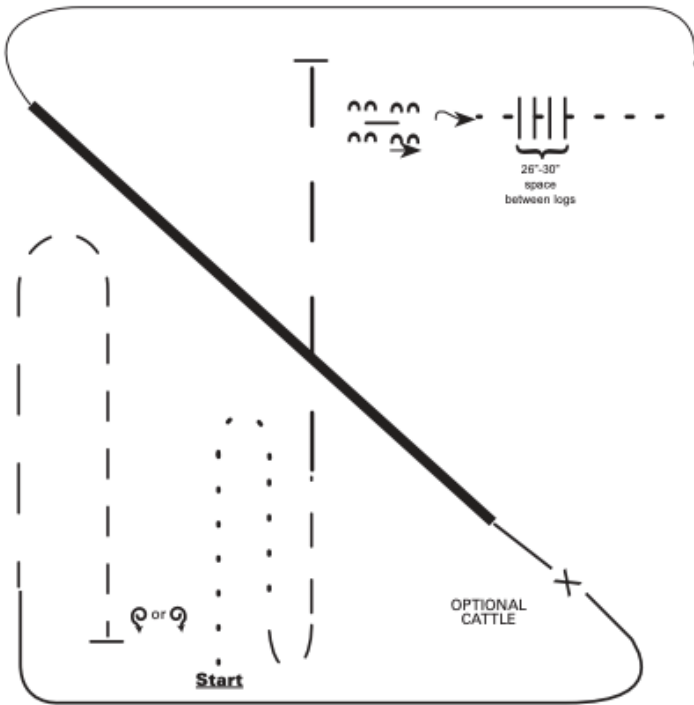
1. Walk
2. Trot
3. Extended lope-right lead
4. Lope-right lead
5. Change leads (simple or flying)
6. Lope left lead
7. Extended trot
8. Stop, side pass left, side pass right, 1/2 way
9. Walk over logs
10. Walk
11. Trot square
12. Stop, 360° turn left, back

Ranch Riding Pattern #6



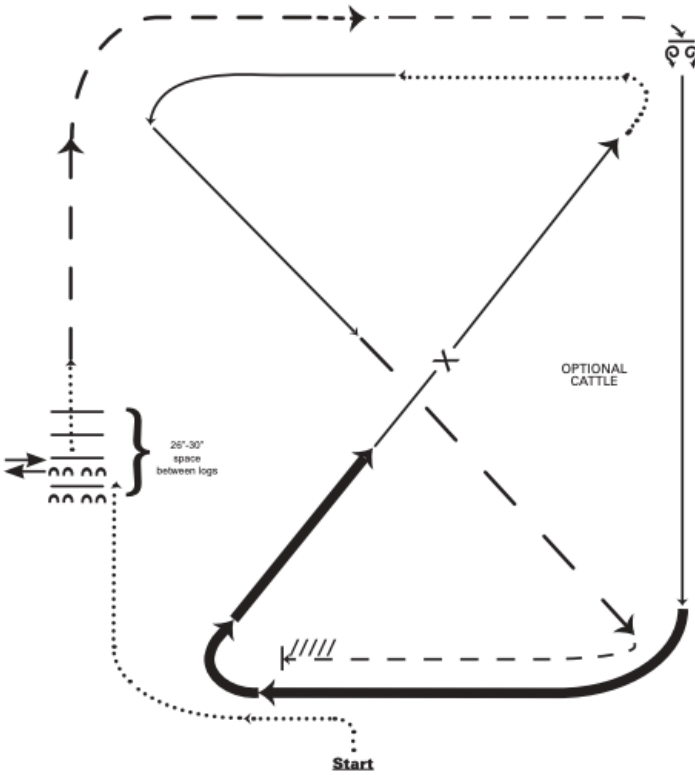
1. Walk
2. Walk over logs
3. Lope right lead
4. Extended lope (right lead)
5. Trot
6. Stop, 1 1/2 turns right
7. Walk
8. Trot
9. Extended trot
10. Lope left lead
11. Stop and Back
12. Side pass right

Ranch Riding Pattern #7



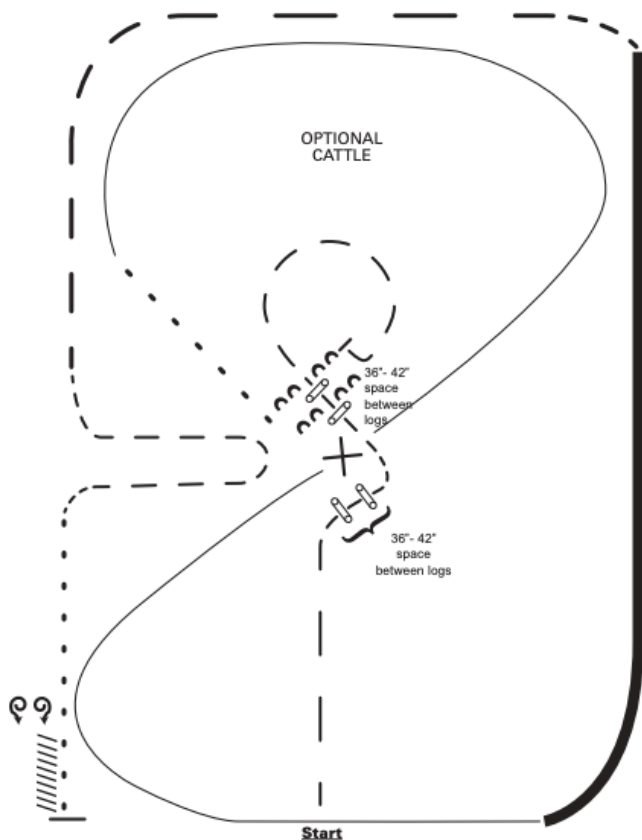
1. Walk
2. Trot
3. Extended trot
4. Stop and back
5. Side pass over log right
6. 1/4 turn right, walk over logs
7. Walk
8. Lope left lead
9. Extended lope (left lead)
10. Collect lope, change leads (simple or flying)
11. Lope right lead
12. Trot
13. Stop, one 360 degree turn either direction

Ranch Riding Pattern #8



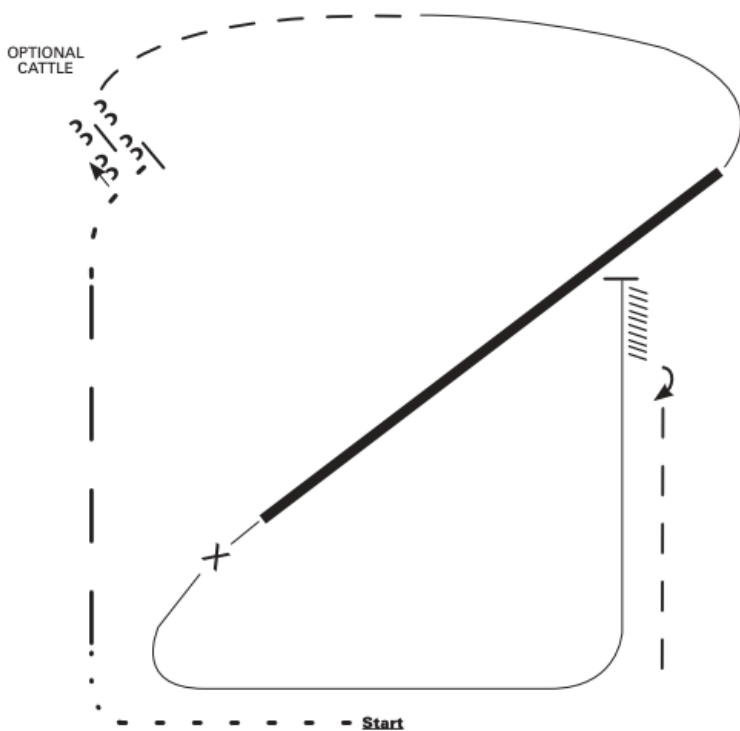
1. Walk
2. Side pass left across first log, side pass 1/2 way to right
3. Walk across logs
4. Extended trot
5. Trot
6. Stop, 360 degree turn each direction (either direction 1st) (L-R or R-L)
7. Lope right lead
8. Extended lope (right lead)
9. Collect lope, change leads (simple or flying)
10. Walk
11. Lope left lead
12. Extended trot
13. Trot
14. Stop and back

Ranch Riding Pattern #9



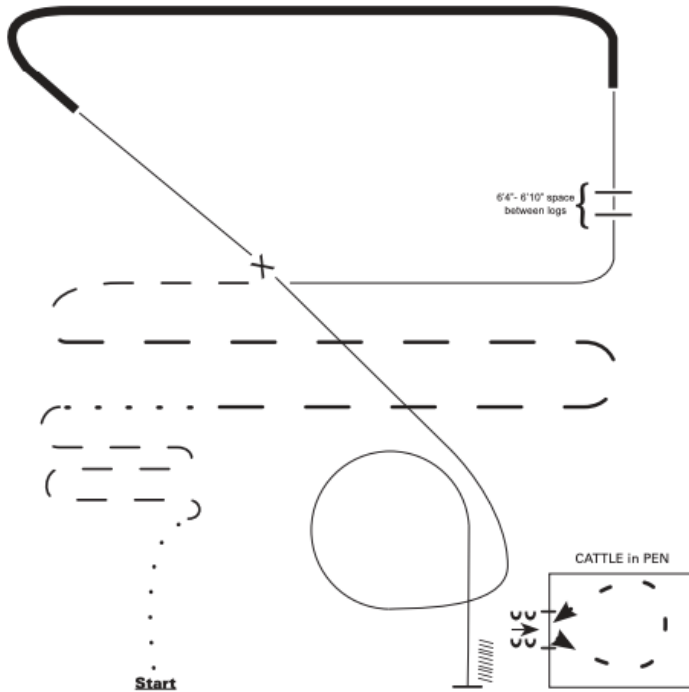
1. Trot
2. Trot two sets of logs
3. Trot circle, stop and side pass log left
4. Walk
5. Lope right lead
6. Change leads (simple or flying)
7. Lope left lead
8. Extended lope (left lead)
9. Extended trot
10. Trot
11. Walk
12. Stop and back
13. 360 degree turn each direction (either way 1st)

Ranch Riding Pattern #10



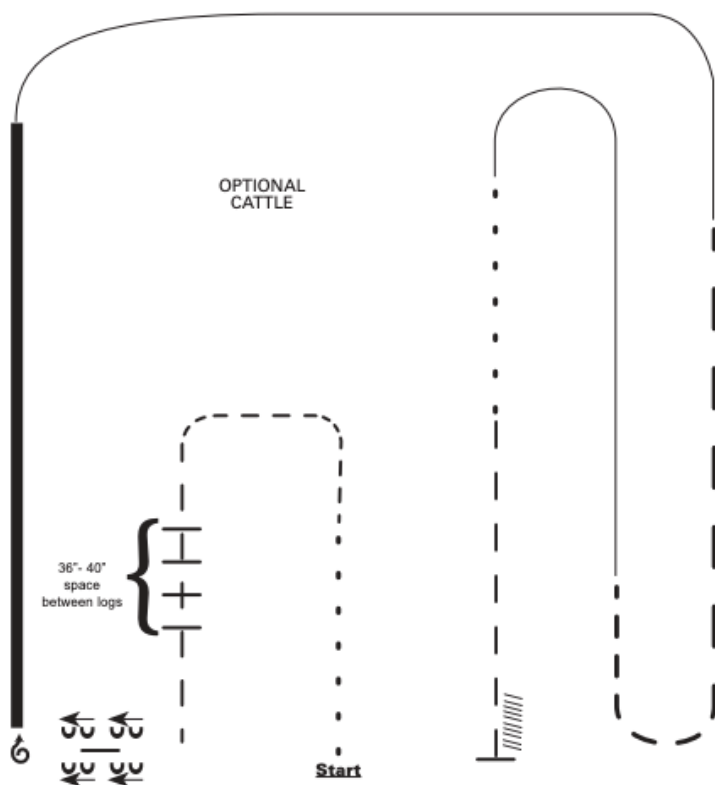
1. Walk
2. Extended trot
3. Walk
4. Stop, side pass log left
5. Trot
6. Lope right lead
7. Extended Lope (right lead)
8. Collect lope and change leads (simple or flying)
9. Lope left lead
10. Stop and back
11. 180 turn to right
12. Trot

Ranch Riding Pattern #11



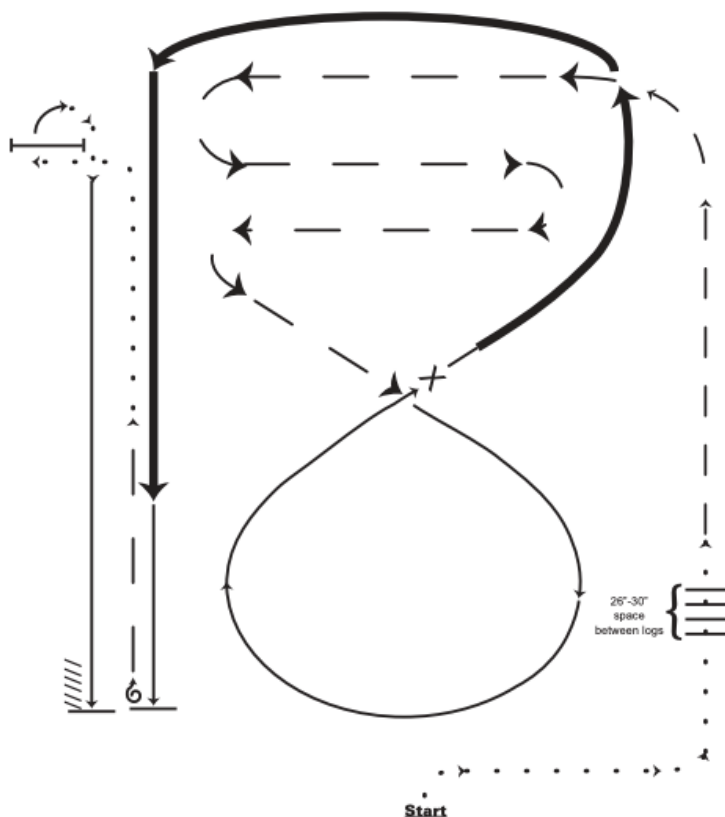
1. Walk
2. Trot serpentine
3. Walk
4. Extended trot
5. Trot
6. Lope left lead
7. Lope over logs
8. Extended lope (left lead)
9. Collect lope, change leads (simple or flying)
10. Lope right lead
11. Lope circle
12. Stop and back
13. Side pass to gate, left hand push into pen
14. Walk through cattle, right hand push out

Ranch Riding Pattern #12



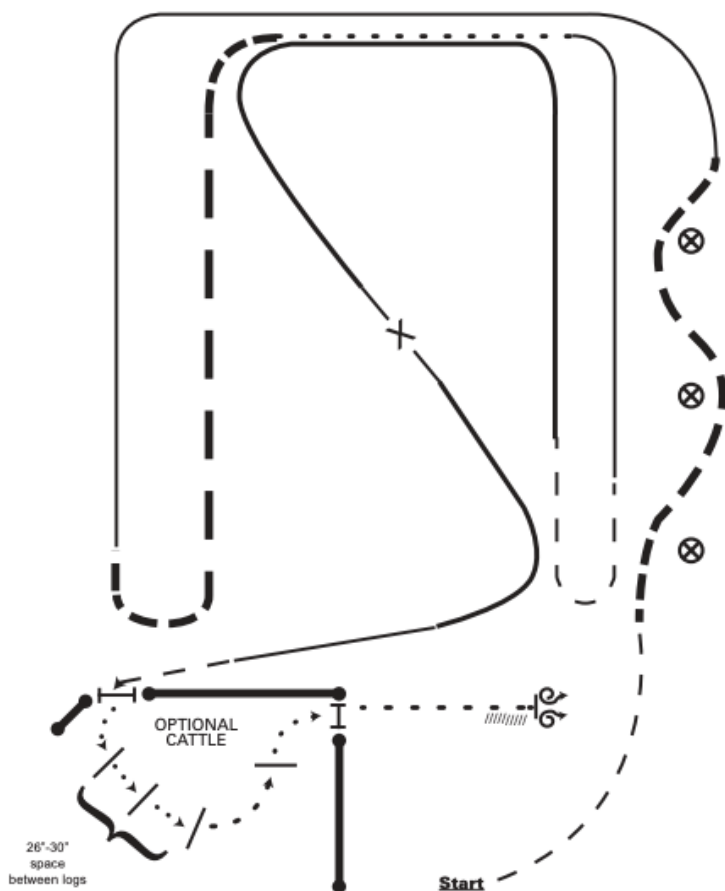
1. Walk
2. Trot
3. Trot logs
4. Side pass right
5. 1 1/2 turns right
6. Extended lope (right lead)
7. Lope right lead
8. Extended trot
9. Lope left lead
10. Walk
11. Trot
12. Stop and back

Ranch Riding Pattern #13



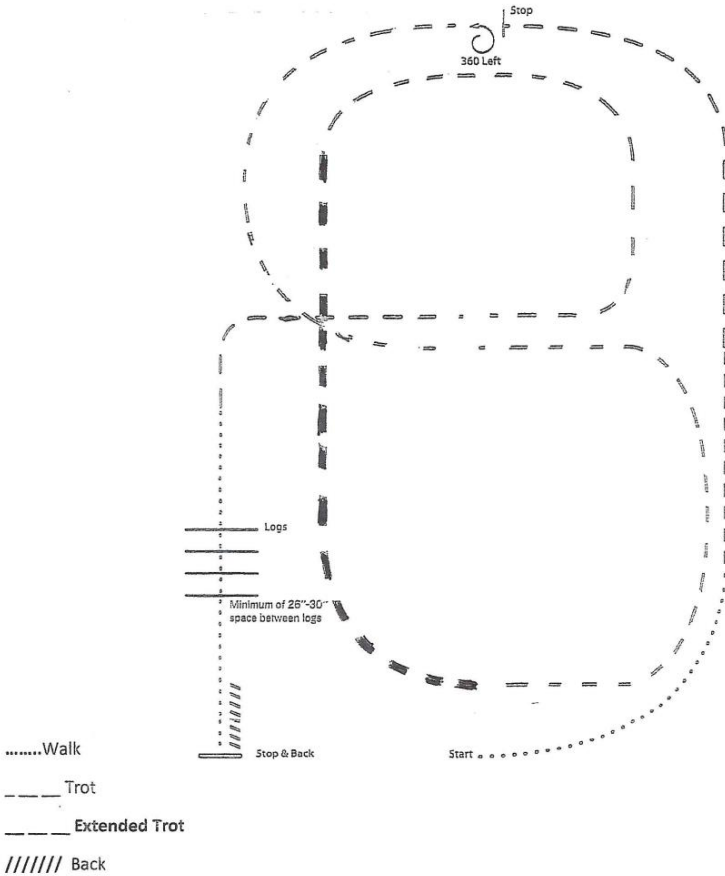
1. Walk
2. Walk over logs
3. Trot
4. Extended trot serpentine
5. Lope right lead
6. Change leads (simple or flying)
7. Extended lope (left lead), collect lope
8. Stop, 1 1/2 turn, either direction
9. Trot
10. Walk to gate
11. Right hand push gate
12. Walk, lope left lead
13. Stop and back

Ranch Riding Pattern #14



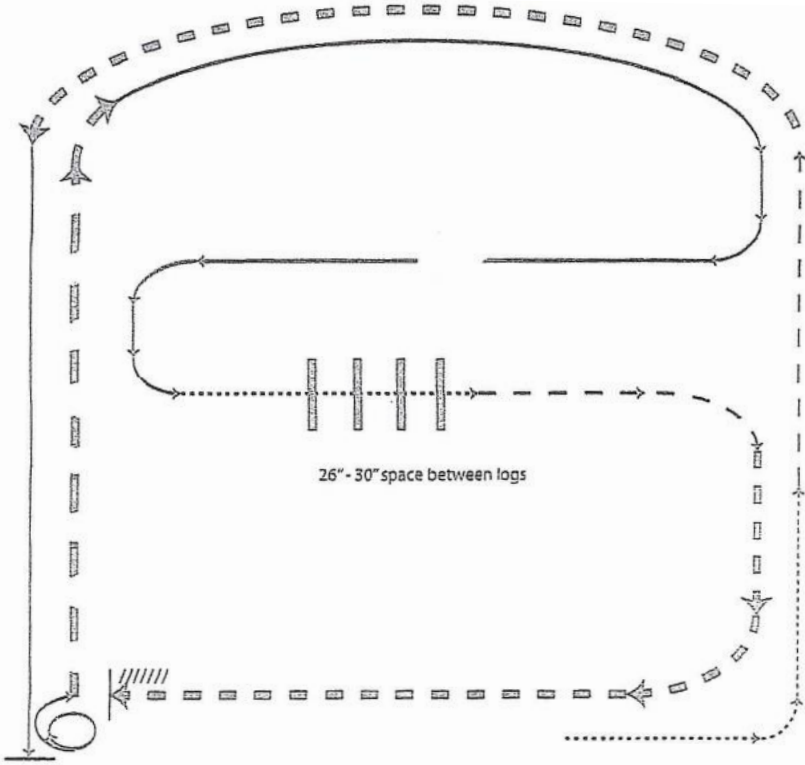
1. Trot
2. Extended trot
3. Lope left lead
4. Extended trot
5. Walk
6. Lope right lead
7. Trot
8. Extended lope (left lead)
9. Collect lope, change leads, ext. lope (RL) collect lope
10. Trot
11. Left hand push gate into pen
12. Walk over logs
13. Right hand push gate out of pen
14. Walk
15. Stop, 360 degree turn each direction (either way 1st)
16. Back

WRHA RANCH RIDING PATTERN #1 WALK/TROT



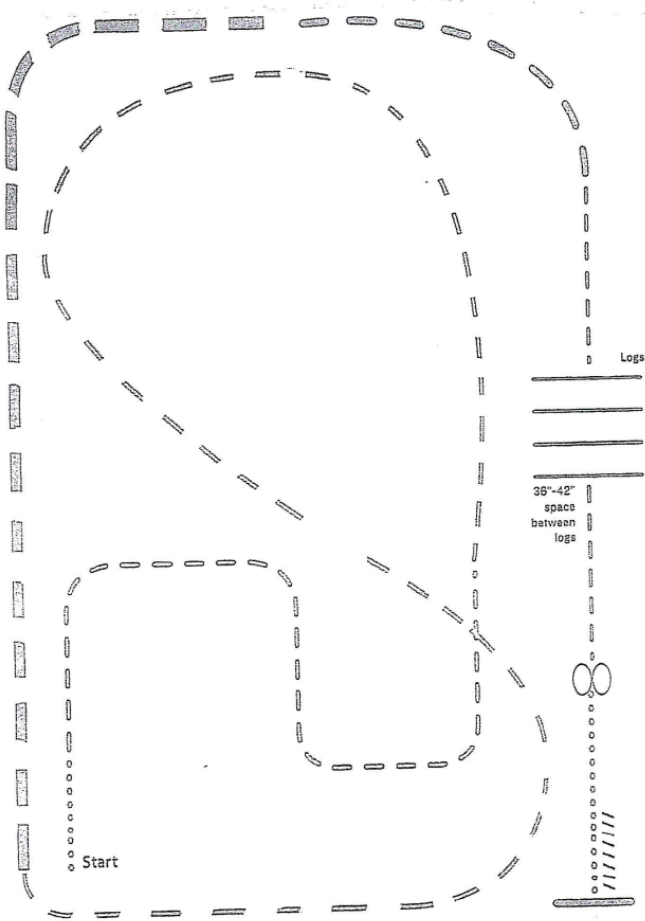
1. Walk
2. Trot
3. At top of arena stop
4. 360 turn left
5. Trot 1/2 circle to center
6. At center change directions and continue trotting
7. At bottom of the arena extend the trot and turn right trotting to far end.
8. Trot and turn right, trot 1/2 circle through center and turn left
9. Break to walk
10. Walk over logs
11. Stop and Back.

WRHA Ranch Riding Pattern #2 Walk/Trot



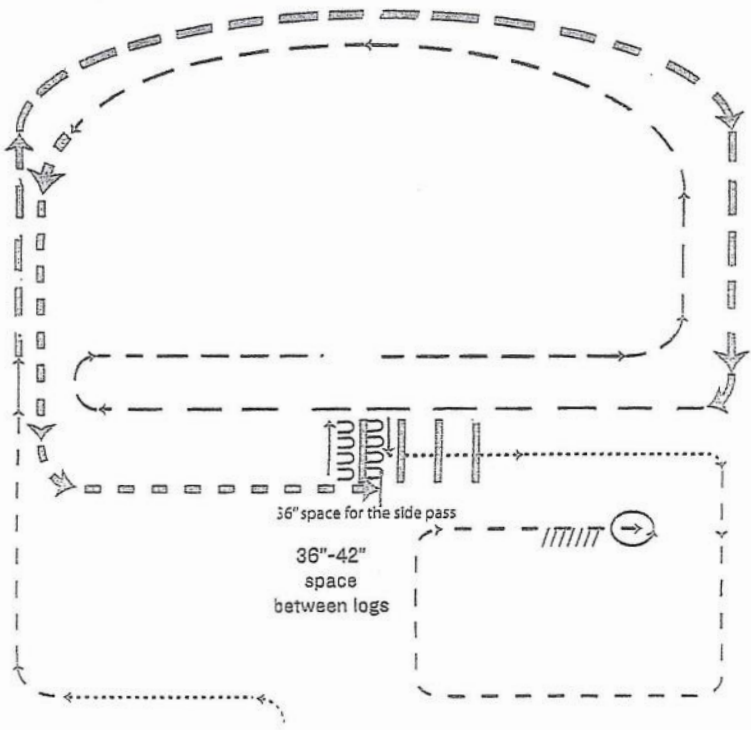
1. Walk
2. Trot
3. Extend the trot
4. Trot
5. Stop, 1/2 turn right
6. Extend the trot
7. Trot
8. Walk
9. Walk over logs
10. Trot
11. Extend the trot
12. Stop and back

WRHA Ranch Riding Pattern #3 Walk/Trot



1. Walk
2. Trot serpentine and through center and around end
3. Extend the Trot and trot around corner
5. Collect the trot to and over logs
6. Stop and perform a 360 each direction
7. Walk
8. Stop and back

WRHA Ranch Riding Pattern #4 Walk/Trot



1. Walk
2. Trot
3. Extend the trot
4. Trot through center and around end
5. Extend the trot
6. Stop, side pass left, side pass right 1/2way
7. Walk over logs
8. Trot square
9. Stop, 360 turn left
10. Back

SH-125. Ranch Trail

A. The purpose of the Ranch Trail class is to test the ability of the ranch horse to maneuver through situations and obstacles which may be encountered on a ranch, and in everyday ranch work. The horse should be judged on correctness, efficiency, and maneuvering skills. Credit will be given to the horse that is well broke and that negotiates the obstacles with style, expression, and some degree of speed, providing carefulness is not sacrificed.

B. The Ranch Trail class will consist of a minimum of six (6) obstacles and no more than nine (9) obstacles. The course shall be returned to its original design after each horse has worked.

C. It is mandatory that the horse be asked to walk, trot and lope during the course. Walk can be part of obstacle score or be scored with the approaching obstacle. Trot must be at least 35 feet and score with approaching obstacle. Lope must be lead specific, at least 50 feet and score with approaching obstacle.

D. When setting courses, obstacles should be representative of challenges found on the trail or simulate what may be experienced by a horse/ rider on a ranch. Care must be exercised to avoid setting up any obstacles that may be hazardous to the horse or rider.

E. Judges must walk the course and have the right and duty to alter the course if it is not in keeping with the intent of the class.

F. Damaged or unsafe obstacles shall be removed from the class at the point in which they become damaged. If damaged obstacle occurs mid-class, all scores earned on that obstacle shall be eliminated.

G. Show management may or may not allow exhibitors to walk the trail course.

H. Mandatory obstacles and/or maneuvers:

1. Ride over obstacles on the ground – usually logs or poles. Walk, trot, or lope may be used, but only one gait is required.

Natural logs are recommended.

a. Walk-overs: Walk over no more than four logs or poles no more than 10 inches high. The space between logs or poles should be 26-30 inches. The formation may be straight, curved, zigzagged, or raised.

b. Trot-overs: Trot over no more than four logs or poles no more than 10 inches high. The space between logs or poles should be 36 to 42 inches. The formation can also be straight, curved, zigzagged, or raised.

c. Lope-overs: Lope over no more than three logs or poles no more than 10 inches high. The space between logs or poles should be 6 to 7 feet. The formation can also be straight, curved, zigzagged, or raised.

2. Opening, passing through, and closing gate: Use a gate that will not endanger horse or rider and requires minimum side passing.

3. Ride over wooden bridge: Bridge should be sturdy, safe, and negotiated at a walk only. Heavy plywood lying flat on the ground is an acceptable simulation of a bridge. Suggested minimum width shall be 36 inches wide and at least 6 feet long.

4. Backing obstacles: Backing obstacles are to be spaced at a minimum of 28 inches. If elevated, 30-inch spacing is required. Back through and around at least three markers. Back through L, V, U, straight or similarly shaped course which may be elevated no more than 24 inches.

5. Side pass obstacle: Any object which is safe and of any length may be used to demonstrate responsiveness of the horse to leg signals. Raised side pass obstacles should not exceed 12 inches.

6. Rope drag: Open and Amateur classes, ONLY. A rope drag is not to be used in Novice or Youth Classes. Drag may be a complete figure eight and may begin in either direction. The exhibitor must have the rope dallyed on the saddle horn (a full dally) for the duration of the drag or receives an OP. Prior to, or at the completion of the drag, the horse may move and/or reposition itself to pick up or set down the drag rope. The drag object cannot move without the rider having a full dally.

I. Optional obstacles may consist of, but are not limited to:

A jump obstacle whose center height is not less than 14 inches high or more than 25 inches high (Holding the saddle horn is permissible for this obstacle); Only live or stuffed animals which would normally be encountered in an outdoor setting may be used but not to be used to spook a horse; Carry object from one part of the arena to another; Remove and replace materials from a mailbox; Trot through cones spaced a minimum of 6 feet apart; Cross natural ditches or ride up embankments; Swing rope or throw rope at a dummy steer head; Step in and out of obstacle; Put on slicker or coat; Stand to mount with mounting block (Stool/Mounting block will be provided); Walk through water obstacle; Open gate on foot. Stool/Mounting block will be provided; Pick up feet; Walk through brush; Ground tie. (Hobbles are allowed, Stool/Mounting block will be provided); Lead at the trot

J. Prohibited Obstacles:

Tarps, moving/rocking bridge, tires, PVC pipe, logs elevated in a manner that permits such to roll in a dangerous manner, any artificial objects which would not be encountered in a ranch setting.

SH-130. Ranch Trail Scoring and Penalties:

A. Each horse/rider team is scored between 0-100 points and automatically begins the run with a score of 70 points. The horse/rider team is scored on the quality of each maneuver (e.g., -1

1/2 extremely poor, -1 very poor, -1/2 poor, 0 correct, +1/2 good, +1 very good, +1 ½ excellent). Maneuver evaluations and penalty applications are to be determined independently. Credit should be given to horse and rider who demonstrate skill and ease while negotiating obstacles. The ideal ranch trail horse should show attentiveness to the obstacles and the rider's cues. He should have the ability to easily negotiate through the course with a positive attitude.

B. The following penalties will be applied to each occurrence and be deducted from the final score:

1. One (1) Point Penalties:

- a. over-bridled (per maneuver)
- b. out of frame (per maneuver)
- c. each hit, bite or stepping on a log, cone plant or any component of the obstacle
- d. incorrect or break of gait at walk or trot for two (2) strides or less
- e. both front or hind feet in a single-stride slot or space a walk or trot
- f. skipping over or failing to step into required space
- g. split pole in lope-over
- h. incorrect number of strides, if specified
- i. one to two steps on mount/dismount or ground tie except shifting to balance
- j. wrong lead or out of lead for less than 2 strides.

2. Three (3) Point Penalties:

- a. wrong lead or out of lead for more than 2 strides
- b. draped reins
- c. break of gait at lope
- d. break of gait at walk or trot for more than two (2) strides
- e. three to four steps on mount/dismount or not on ground tie
- f. trotting more than three strides in a lope departure or exiting a rollback into a lope from a stop or walk

- g. knocking down or over, or severely disturbing an obstacle
- h. stepping out of or falling off an obstacle with one foot

- i. missing or evading part of a log/ obstacle that is part of series of an obstacle with one foot.

3. Five (5) Point Penalties:

- a. blatant disobedience
- b. use of either hand to instill fear/praise
- c. stepping out of or falling off an obstacle with more than one foot
- d. dropping an object required to be carried
- e. 1st or 2nd cumulative refusal
- f. letting go of gate
- g. five or more steps on mount/dismount or ground tie
- h. missing or evading part of a log/obstacle that is part of a series of an obstacle with more than one foot.
- i. spurring or whipping in front of cinch

4. Off-Pattern (OP): Exhibitors cannot place above others who complete pattern correctly.

- a. breaking pattern
- b. eliminates or adds maneuvers
- c. incomplete maneuver
- d. failure to dally and remain dallied
- e. use of two hands (except in snaffle bit or hackamore)
- f. more than one finger between split reins or any fingers between romal reins (except two rein)

5. Disqualification (DQ):

- a. 3rd refusal
- b. repeated blatant disobedience
- c. lameness, abuse
- d. illegal equipment
- e. disrespect or misconduct

- f. leaving working area before pattern is complete
- g. improper western attire

- h. schooling
- i. fall of horse/ rider

Disqualified entries are counted as an entry in the class but cannot receive points or credits for that class.

SH-135. Ranch Reining

A. The ranch reining class measures the ability of the ranch horse to perform basic handling maneuvers with a natural head carriage in a forward-looking manner. The horse should be willingly guided or controlled with little or no apparent resistance. The horse/rider team's overall performance should be credited for smoothness, finesse, attitude, quickness, and authority of performing various maneuvers while using controlled speed which raises the degree of difficulty and makes the horse/rider team more exciting and pleasing to watch.

B. Horses less than 3 years of age may not be shown in this class.

SH-140. Ranch Reining Scoring and Penalties:

A. Each horse/rider team is scored between 0-100 points and automatically begins the run with a score of 70 points. The horse/rider team is scored on the quality of each maneuver (e.g., -1 1/2 extremely poor, -1 very poor, -1/2 poor, 0 correct, +1/2 good, +1 very good, +1 1/2 excellent). Maneuver evaluations and penalty applications are to be determined independently.

B. The following penalties will be applied to each occurrence and be deducted from the final score:

1. One-half (1/2) Penalties:

- a. Starting a circle or exiting a rollback at a trot for up to two (2) strides

- b. delayed change of lead by one stride where the lead change is required by the pattern description
- d. failure to remain a minimum of twenty feet from the wall or fence when approaching a stop and/or roll-back
- e. over-spin or under-spin up to 1/8 turn.

2. One (1) Point Penalties:

- a. over-bridled (per maneuver)
- b. out of frame (per maneuver)
- c. out of lead in the circles, figure eights or around the end of the arena (this penalty is cumulative and will be deducted for each quarter of a circle the horse is out of lead)
- d. over or under spinning 1/8 to 1/4 turn.
- e. slipping rein.

3. Two (2) Point Penalties:

- a. break of gait
- b. freeze up in spins or rollbacks
- c. failure to stop or walk before executing a lope departure on trot-in patterns
- d. failure to be in a lope prior to the first marker on run-in patterns
- e. failure to completely pass the specified marker before initiating a stop position
- f. trotting beyond two strides, but less than 1/2 circle or 1/2 length of the arena.

4. Five (5) Point Penalties:

- a. **blatant disobedience**
- b. use of either hand to instill fear/praise.
- c. spurring in front of the cinch

5. Off-Pattern (OP): exhibitors cannot place above others who complete the pattern correctly:

- a. breaking pattern

- b.** inclusion of maneuver (e.g. over or under-spinning, backing more than two (2) strides, etc.)
- c.** trotting in excess of 1/2 circle or 1/2 length of the arena
- d.** more than one finger between split reins or any fingers between romal reins (except two rein)
- e.** use of two hands (except in snaffle bit or hackamore)

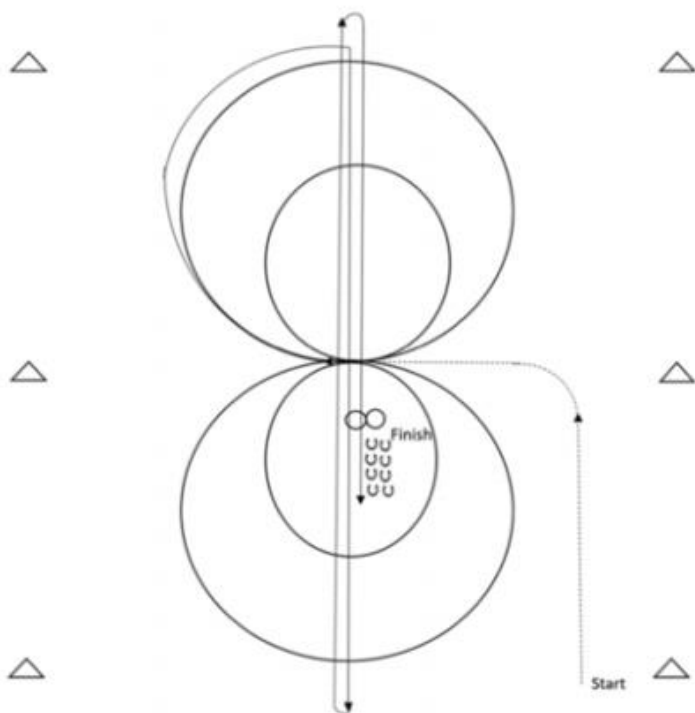
6. Disqualification (DQ):

- a.** lameness
- b.** abuse
- c.** illegal equipment
- d.** disrespect or misconduct
- e.** improper western attire
- f.** leaving the working area before pattern is complete
- g.** fall of horse/ rider
- h.** schooling
- i.** repeated blatant disobedience

C. Disqualified entries are counted as an entry in the class but cannot receive points or credits for that class.

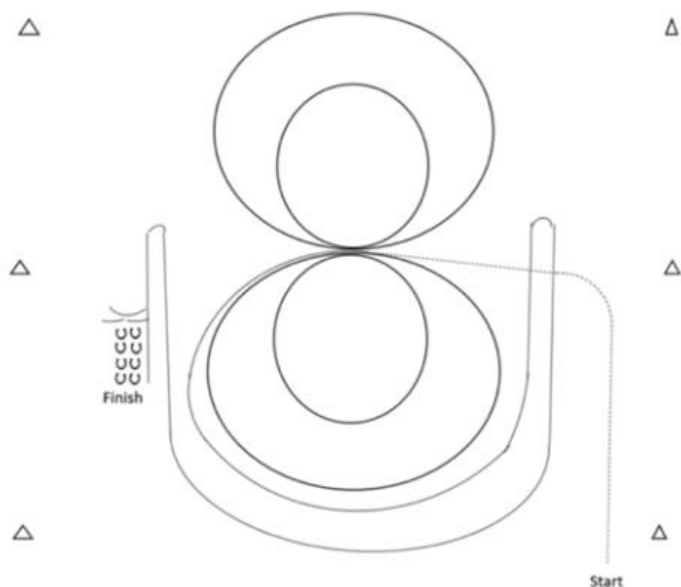
D. Holding the saddle horn with either hand will not be penalized in any Ranch Horse classes.

Ranch Horse Reining Pattern #2



Trot to center of Arena , Stop. Start pattern facing towards Judge.

1. Beginning on the right lead complete two circle to the right, The first circle small and slow, the next circle large and fast, Change leads at the center of arena.
2. Complete two circles to the left, The first circle small and slow, the next circle large and fast, Change leads in the center of the arena.
3. Begin large circle to right, but do not close the circle. Run down center of arena past the end marker and do a right roll back, no hesitation.
4. Run up the middle to the other end of the arena past the end marker and do a left roll back.
5. Run past the center marker, stop, back 10 feet.
6. 1 spin to right, 1 spin to left. Hesitate to complete pattern.



Pattern can be a trot or Lope in Pattern

1. Beginning on the left lead complete two circle to the left, The first circle small and slow, the next circle large and fast, Change leads at the center of arena.
2. Complete two circles to the right, The first circle small and slow, the next circle large and fast, Change leads in the center of the arena.
3. Begin large circle to left, but do not close the circle, run down the right side of the arena past center marker, and roll back right, no hesitation.
4. Continue around the end of the arena to run down the left side of the arena past center marker and do a left roll back, no hesitation.
5. Run past the middle marker, Stop, Back up 10 feet, 1/4 turn to right, 1/2 turn to left, 1/4 turn to Right.

Hesitate to complete pattern.

SH-145 Ranch Cow Work

A. This class aims to showcase the horse's skills in cow work, which is an essential aspect of being an idea ranch horse. In addition, the ideal ranch cow horse should have a natural ranch horse appearance from head to tail in each maneuver. Holding the saddle horn is permitted. There is a time limit per horse/rider team to perform the work depending on the division and the time begins when the cow is turned into the arena. If the time has not elapsed and the judge is satisfied that all requirements of the class have been met, the judge should blow the whistle for the exhibitor to cease work. The judge may blow a whistle at any time for the exhibitor to cease work for safety reasons. Judges will give credit for what they have seen. The judge may award a new cow to a contestant to replace a cow that will not cooperate with the horse. If the judge awards a new cow, the exhibitor has the option to refuse the new cow by continuing to work. If the exhibitor accepts the new cow, the time for working the cow will start over. If the exhibitor intends to accept the new cow, the exhibitor must pull up immediately. When multiple judges are scoring, any one of the judges may terminate the work or signal for a new cow.

B. Exhibitors in the open, amateur and youth divisions are allotted three minutes to complete the work. When there is one minute left, the announcer will announce, one minute remaining. At three minutes, the announcer will call for time.

C. There are three parts to the class: boxing, fence work and roping or circling.

1. Part One – Boxing the Cow: The rider shall ride into the arena, face the cattle entry gate and signal for their cow to be turned into the arena. The horse should exhibit superior cow sense and natural cow working ability without excessive reining or spurring. In the head-to-head working position, the degree of difficulty shall be considered. The cow shall be controlled on the entry end of the arena for enough time to demonstrate the horse's ability to hold the

cow. If the cow does not immediately challenge the horse, the rider shall aggressively move in on the cow to demonstrate his horse's ability to drive and block the cow on the entry fence.

2. Part Two – Fence Work: After the cow has been controlled on the entry end of the arena, the rider shall set the cow up and drive it down either side of the arena. The cow should be turned on the fence at least once in each direction. The first run out for a turn shall be past the half-way mark of the arena. All turns down the side shall be completed before reaching the end fence. A good turn on the fence may be defined as when a cow, while being run down the fence on one side of the arena, is turned the other direction and held near the same fence while being run in a new direction. During the turn the horse should use himself in a controlled athletic manner, using his hocks to stop and drive out of the turn, while using his front end to balance and turn. To be considered a turn, the exhibitor must be close enough to the cow to be the cause of the turn. The turn must be tight enough so as not to be considered just circling the fence.

3. Part Three – Roping or Circling: All exhibitors have the option of circling the cow in the middle of the arena in both directions in lieu of roping. Exhibitors may circle or rope the cow but cannot combine the two to get credit for this portion of the run.

a. To circle the cow, the exhibitor will maneuver the cow smoothly at least 360 degrees in each direction without interference from the fence. The circle's size, symmetry, speed and relative balance from right and left show control. Tightening the circles down with fast head-to-head speed will be a credit situation. The circles should be completed before the cow is exhausted. Once an exhibitor has committed to circling a cow, if the cow falls no new cow will be awarded. The exhibitor will complete the run by riding around the fallen cow to fulfill circling requirements. In the

circling portion of the judging, one whistle will terminate the work and two whistles will award a new cow.

b. To rope the cow, the exhibitor must be carrying a rope when the run starts. The exhibitor may pull up after the fence work, take down the rope and proceed to rope and stop. In the roping portion of the class, two throws are permitted, and the horse will be judged on two maneuvers: tracking/rating and stopping the cow. It is not necessary that the exhibitor catch to receive a score in the roping portion. The catch is legal as long as the cow looks through the loop and the rope pulls tight on any part of the animal's body except the tail. The rope may be tied on or dallied. If the exhibitor does not catch, the horse will be given credit for tracking and rating and will be assessed the appropriate penalty.

SH-150. Ranch Cow Work Credits and Penalties

A. During Boxing, credit will be given for the horse's expression and its cow sense (i.e., making moves with little rider assistance); holding, controlling, and turning the cow; the amount of work actually done; and the degree of difficulty of the work.

B. Credit will be given during Fence Work for making the first run past the center of the arena; making turns right on the cow; and controlling a difficult cow.

C. If Roping, credit will be given for rating and following cow to allow rider the optimal roping position; stopping hard; and staying in the ground during the hold. Credits for each element of Roping range from $-1 \frac{1}{2}$ to $+1 \frac{1}{2}$ points. If Circling, credit will be given when the horse works willingly; acknowledges the cow; and gets close enough to the cow to (i) control the circles. Credits for Circling range from $-1 \frac{1}{2}$ to $+1 \frac{1}{2}$ points for each direction.

D. Maneuver evaluations and penalty applications are to be determined independently. The following penalties will be applied to each occurrence and be deducted from the final score:

1. One (1) Point Penalties:

- a. over-bridled (per maneuver)
- b. out of frame (per maneuver)
- c. loss of working advantage
- d. using the corner or the end of the arena to turn the cow
- e. when going down the fence
- f. changing sides of arena to turn cow
- g. for each length horse runs past cow
- h. working out of position
- i. slipping rein
- j. failure to drive cow past middle marker on first turn
- k. two-loop catch in amateur and youth classes.

2. Two (2) Point Penalties:

- a. going around the corner of the arena before turning cow when working an animal in the open field (at least 20' from the side of arena) and the animal gets within 3 feet from the end fence before being turned
- b. an illegal catch (loop fails to pass over head or pulls tight on tail only), or failure to catch if roping in amateur and youth classes.

3. Three (3) Point Penalties:

- a. exhausting or overworking the cow before circling or roping
- b. hanging up on the fence (refusing to turn)
- c. knocking down the cow without having a working advantage
- d. two-loop catch when roping in open division

4. Five (5) Point Penalties:

- a. failure to turn the cow both directions on the fence
- b. spurring in front of cinch
- c. Blatant disobedience
- d. use of either hand to instill fear
- e. an illegal catch (loop fails to pass over head or pulls tight on tail only), or failure to catch when roping, in open division.

5. Off-Pattern (OP): Cannot place above others who complete pattern correctly

- a. Turning tail
- b. failure to attempt any part of the class (includes no attempt at roping in the open division)
- c. schooling after entering the arena prior to calling for cow
- d. schooling horse between cows if new cow is awarded
- e. complete loss of rope
- f. more than one finger between split reins or any fingers between romal reins (except in the two-rein).

6. Disqualification (DQ):

- a. bringing the cow straight over backwards landing on its back or head with all four feet in the air
- b. lameness
- c. abuse
- d. illegal equipment
- e. disrespect or misconduct
- f. leaving arena before run is complete
- g. improper western attire
- h. repeated blatant disobedience
- i. fall of horse/rider.

- 7. If the open rider runs out of time to rope, there will be no credit for the stop/hold maneuver and a 5-point penalty for

failure to catch. Riders may still earn credit for tracking/ rating, control/position, and speed/ degree of difficulty.

SH-155. Ranch Boxing Cow Work

A. The Ranch Boxing class is designed to show the horse's ability to control and hold the cow in a specific area. The horse should exhibit a bright expression and should be focused on the cow. No horse under 3 years of age may be shown in this class.

B. Exhibitors are allotted 50 seconds to complete the work. The rider shall ride into the arena, face the cattle entry gate, and signal for their cow to be turned into the arena. The cow shall be controlled on the entry end of the arena. If the cow does not immediately challenge the horse, the rider shall aggressively move in on the cow to demonstrate his horse's ability to drive and block the cow. The announcer shall call time at the end of the 50 seconds, indicating the completion of the work.

SH-160 Ranch Boxing Cow Work Credits and Penalties.

A. All runs begin upon entering the pen; any infractions are subject to penalty at that time. During Boxing, credit will be given for the horse's expression and its 'cow sense' (i.e., making moves with little rider assistance); holding, controlling, and turning the cow; the amount of work actually done; and the degree of difficulty of the work. Horse should stop using haunches. Turns should be quick and snappy.

B. Each horse/rider team is scored between 0-100 points and automatically begins the run with a score of 70 points. The horse/rider team is scored on the quality of maneuvers (e.g., -1 1/2 extremely poor, -1 very poor, -1/2 poor, 0 correct, +1/2 good, +1 very good, +1 1/2 excellent).

C. Credit is given for: maintaining control of the cow at all times, maintaining proper position, degree of difficulty, eye appeal, time worked.

D. Penalties will be assessed as follows:

1. One (1) Point Penalties:

- a. over-bridled (per maneuver)
- b. out of frame (per maneuver)
- c. loss of working advantage
- d. working out of position
- e. slipping rein.

2. Three (3) Point Penalties:

- a. knocking down the cow without having a working advantage
- b. losing a cow.

3. Five (5) Point Penalties:

- a. Spurring in front of cinch
- b. blatant disobedience
- c. use of either hand to instill fear.

4. Off-Pattern (OP) Exhibitors cannot place above others who complete the pattern correctly:

- a. turning tail
- b. failure to attempt any part of the class
- c. schooling after entering the arena prior to calling cow
- d. schooling horse between cows (if new cow is awarded)
- e. use of two hands (except horses shown in a snaffle bit or hackamore)
- f. more than one finger between split reins or any fingers between romal reins (except in the two-rein)

5. Disqualification (DQ):

- a. lameness
- b. abuse
- c. illegal equipment
- d. disrespect or misconduct
- e. leaving arena before run is complete
- f. repeated blatant disobedience
- g. fall of horse/rider.

SH-165 RANCH BOX - DRIVE - BOX -DRIVE COW WORK

A. This class is offered to allow horse and rider to transition from the box work into boxing plus fence work, without the element of circling or roping the cow.

B. Exhibitors are allotted one minute and forty-five seconds to complete the work. When there is 50 seconds left, the announcer will announce, "50 seconds remaining". At one minute and forty-five seconds, the announcer will call for time. Exhibitors are not required to use all the allotted time but must ride until the judge whistles the end of the run or time expires, whichever occurs first.

C. There are four parts to the work: boxing the cow; setting up the cow and driving it down the fence to the opposite end of the arena; boxing it at the opposite end of the arena, and then driving the cow past the middle marker again. There is no expectation that the exhibitor will make a fence turn, instead the drive down the fence demonstrates correct position and control around the corner.

1. Part One – Boxing the Cow – The rider shall ride into the arena, face the cattle entry gate, and signal for their cow to be turned into the arena. The cow shall be controlled on the entry end of the arena for a sufficient amount of time to demonstrate the horse's ability to hold the cow. If the cow does not immediately challenge the horse, the rider shall aggressively move in on the cow to demonstrate his horse's ability to drive and block the cow.

2. Part Two - Set Up Cow and Drive Down Fence to Opposite End of Arena – After the cow has been controlled on the entry end of the arena, the rider shall set the cow up for driving down the side of the arena. When coming out of corner, the horse shall be close enough to cow to demonstrate control with cow against the fence. This distance and control should be maintained for approximately 1/2 to 3/4 the length of arena. Rider will then stop and release the cow and move horse toward center of arena to set the cow up for boxing.

3. Part Three – Boxing the Cow at Opposite End of Arena –

The exhibitor will regain control or hold the cow at end of the arena to demonstrate the horse's ability to "hold" the cow.

4. Part Four – Drive the Cow back down the fence (original

side) past the middle marker and continue until the judge blows the whistle to show completion. While boxing the cow at the opposite end, if the rider loses control and allows the cow to cross the center line, the judge will whistle the end of the run. The rider will receive off pattern penalty (OP) for the run.

SH-170 Credits and Penalties.

A. All runs begin upon entering the pen; any infractions (such as two hands on the reins, using either hand to instill fear) are subject to penalty at that time. During Boxing, credit will be given for the horse's expression and its 'cow sense' (i.e., making moves with little rider assistance); holding, controlling, and turning the cow; the amount of work actually done; and the degree of difficulty of the work.

B. Credit will be given during Set Up Cow and Drive Down Fence for rating the cow; blocking the cow with pressure towards the end of the arena; driving the cow with control down the side of the arena; and controlling a difficult cow. Maneuver evaluations and penalty applications are to be determined independently.

C. The following penalties will be applied to each occurrence and be deducted from the final score:

1. 1 point:

- a. over-bridled (per maneuver)
- b. out of frame (per maneuver)
- c. loss of working advantage
- d. driving cow down the opposite fence (changing sides)
- e. working out of position
- f. slipping rein

g. failure to drive cow past the middle marker on second drive before time expired.

2. 3 point:

- a. knocking down the cow without having a working advantage
- b. losing a cow while boxing.

3. 5 point:

- a. spurring in front of cinch
- b. blatant disobedience
- c. use of either hand to instill fear

4. Off-Pattern (OP) Exhibitors cannot place above others who complete the pattern correctly:

- a. turning tail
- b. failure to attempt any part of the class
- c. schooling after entering the arena prior to calling for cow
- d. schooling horse between cows (if new cow is awarded)
- e. more than one finger between split reins or any fingers between romal reins (except in the two-rein).

5. Disqualification (DQ):

- lameness
- abuse
- repeated blatant disobedience
- illegal equipment
- disrespect or misconduct
- leaving arena before run is complete
- fall of horse/rider

SH-175. RANCH HORSE CONFORMATION.

A. The purpose of ranch conformation is to preserve American Ranch Horse type selecting well-mannered individuals in the order of their resemblance to the ideal and that are the most positive combination of balance, structural correctness, and movement with appropriate breed and sex characteristics and adequate muscling. The ideal ranch conformation horse should have a natural ranch horse appearance from head to tail.

B. At the discretion of show management, horses in each division may be shown as one class. Stallions, mares, and geldings will compete together in open and amateur. Mares and geldings will compete together in the youth division.

SH-180 RANCH CONFORMATION EQUIPMENT

A. Horses are to be shown in a good working halter: rope, braided, nylon or plain leather. Horses may not be shown with a lip cord or safety lead; however, a chain may be used under the chin or over the nose. It is recommended but not required for exhibitors to remove their spurs.

SH-185. RANCH CONFORMATION CLASS PROCEDURE

A. Horses will enter the judging area individually. As the horse approaches, the judge(s) will step to the right to enable the horse to trot straight to a cone placed approximately 50 feet away. At the cone, the horse will continue trotting, turn to the left and trot toward the left wall or fence of the arena. After trotting, horses will be lined up head to tail for individual inspection by the judge. The judge shall inspect each horse from both sides, front and rear and place the horses in order of preference.

SH-190. RANCH HORSE YEARLING LONGE LINE

A. This class is open to yearlings. An exhibitor may show up to two horses in a Longe Line class. The same exhibitor must show the horse(s) in both the conformation and longeing portions of the class.

B. The purpose of this class is to demonstrate the yearling's movement, manners/expression/attitude, and suitability as a ranch horse prospect. This class will reward the following: quality of movement, manners/attitude, and conformation suitable for use as a future ranch horse.

C. Equipment/Tack: The horse shall be shown in halter (Nylon, rope or leather). Minimal to no silver on the halter. The longe line shall not exceed 30' in length with a snap attached to the halter. The longe line shall hang free from the halter without touching any part of the horse. Longe whips are permissible, however, disqualification will occur if the exhibitor blatantly strikes the horse with the whip to cause forward or lateral movement at any time during the demonstration. No additional equipment shall be allowed during the class. No mechanical equipment shall be allowed. A lead shank or lead rope may be used during the conformation judging and inspection. The type of halter/lead and/or longe line used shall not be considered when placing the class.

SH-195. Class Procedure:

A. The conformation inspection will occur as the horse is walked into the arena prior to the longeing demonstration at which time the judge will also evaluate the horse for conformation suitable for future performance. Each entry will be walked into the arena to the judge and pause for evaluation individually. They will then trot off straight and around a cone and take a place on the wall inside the arena. All entries will be inspected in this fashion and as the "trot-off" is administered, horses showing evidence of lameness should be excused from the class at that time.

B. Judge(s) will be outside the longeing circle. The exhibitor will enter the longeing area and await the audible start signal. When the signal is given, the exhibitor will be allowed 1½ minutes (90 seconds) to present the horse. At the end of 1½ minutes, a signal will be given again to signify the end of the demonstration. Show management has the option of adding a "half-way" signal if they choose. (The signal may be a bell, whistle or announcement.)

C. Once the class has started, horses warming up prior to their go may only warm up at the walk.

D. The horse will be scored at the walk, trot, and lope in both directions. Any horse that does not exhibit these gaits in each direction will be disqualified from the class. Additionally, the judge shall immediately excuse any horse who exhibits obvious lameness at any time during the class. Exhibitors may begin work in the direction of their choice (counter or clockwise).

E. At the end of the 1½ minutes, a signal will be given and the exhibitor shall at the request of show management, retire from the longeing area and retire to the far end of the ring. The horses are to stand quietly on the rail while the other exhibitors are being judged.

F. If the horse plays on the longe line, it shall not count against the horse. The judge will, however, penalize the horse for excessive bucking or running off, stumbling or displaying attitudes that are uncomplimentary to pleasure horses.

G. Exhibitors are encouraged to exhibit their horse making full use of a longeing circle having a 25' radius (7.5m).

H. Scoring. Each evaluated element will receive a score that will be added or subtracted from 70 and is subject to a penalty that should also be subtracted.

1. Conformation, Jog/Trot, Lope/Canter and Manners/Attitude will be scored on the following basis ranging from +3 Excellent, +2 Very Good, +1 Good, 0 Correct, -1 Poor, -2 Very Poor, -3 Extremely Poor and the Walk and Use of Circle will be scored on the following basis ranging from +1½ Excellent, +1 Very Good, +1/2 Good, 0 Correct, -1/2 Poor, -1 Very Poor, -1½ Extremely Poor.

2. Horses will be penalized for obvious signs of overwork and sourness such as ear-pinning, head-throwing, striking, tail-wringing, or a dull, lethargic manner of going. They will also be penalized for dangerous behavior such as excessive bucking,

cutting into the circle, or running off. Additionally, incidental touching the horse with the whip, cross-cantering, balking, backing up on the longe line and excessive urging from the exhibitor should be penalized accordingly.

3. Penalties and disqualifications

1. five (5)-point penalties per direction.

- a.** failure to jog/trot a minimum of $\frac{1}{4}$ (quarter) of a circle.
- b.** Failure to demonstrate the correct lead for a minimum of $\frac{1}{4}$ (quarter) of a circle.

4. Disqualification will occur in the following instances:

- a.** evidence of lameness—judge will immediately excuse horse from the arena
- b.** blatant striking horse with the whip during the longeing demonstration that will cause forward or lateral movement.
- c.** horse falls—A horse is considered to have fallen when it is on its side and all four legs are extended in the same direction
- d.** horse steps over or becomes entangled in the longe line
- e.** failure to show at all three gaits in both directions
- f.** any time the horse becomes detached from its exhibitor
- g.** exhibitor shows disrespect towards the judge(s)

JU-010. JUDGES

A. Designation as a WRHA judge is a privilege which is given to the most qualified individuals. Judge Approval Requirements:

- 1.** Judges must be a member in good standing at the time of application for approval.
- 2.** judge applicants must have knowledge and experience with ranch horses and have an interest in preserving the American Ranch Horse
- 3.** judges are required to abide by and follow all WRHA rules

4. judges are required to complete the judge's rulebook test with a passing score of no less than 85% and may be asked to complete and pass a video scoring exercise
5. judges are required to renew annually
6. judges shall communicate with show management in a timely manner if they find that they are unable to fulfill their judging requirement

B. Individuals who are interested in becoming a WRHA approved judge and have little to no show judging experience may apply as an Intern Judge. Applications must be received by WRHA prior to interning with a licensed /approved Judge. Applicants must attend a minimum of three approved shows. Intern forms will be provided upon request and shall be signed by the carded judge who is providing the internship. Three positive evaluations must be submitted to be considered for a WRHA judges' card.

JU-020. JUDGE CONDUCT

A. Any individual holding a WRHA Judge's card is expected to always conduct themselves in a professional manner, irrespective of whether they are actively judging.

B. A judge shall arrive on the show grounds 30 minutes prior to the start of the event.

C. WRHA Judges are obligated to consistently place the best Ranch Horse in the class, without regard to the rider or exhibitor. The emphasis is on evaluating and rewarding the qualities that define an exemplary Ranch Horse.

D. WRHA aims to preserve the authenticity of Ranch Horse competition. While all horses are encouraged to participate in ranch classes, judges bear the responsibility of identifying and rewarding the best "Ranch Type" horses in each class. Recognition is to be given to horses that align with the description and exhibit the desired traits of a Ranch Horse.

E. Fraternalization/Perception. A judge shall not visit in the horse barns with owners, exhibitors, trainers, or other judges; inspect or discuss any horse entered in the show or contest; or review the show program until after the entire show has been completed

F. It is mandatory for all judges to complete and sign their judge's cards, which must be submitted to show management upon completion.

G. Judges must perform a bit inspection in at least one class during an approved show.

H. Any judge found to be in violation of the rules outlined above may be subject to review and potential suspension. To make a formal complaint against a WRHA approved judge, such complaints must be in writing, signed by the complainant, contain alleged rule violations, date and location within sixty (60) days of the show or contest. If a grievance is filed, it will be reviewed by the board of directors and determined if any action is appropriate.

JU-030. GUEST JUDGE:

A. WRHA reserves the right to authorize a Guest Judge Permit at its discretion. To be eligible for a Guest Judge Permit, the judge must fulfill the following criteria:

- 1.** hold a judge's card with either AQHA, APHA, NRHA, ARHA or NCHA
- 2.** possess knowledge and experience in judging Ranch Horse classes
- 3.** maintain a current WRHA membership
- 4.** pass WRHA rule book test with a minimum score of 85%

B. Show management is permitted to utilize one guest judge during a calendar year. These guidelines ensure that Guest Judge Permits are granted to individuals with relevant experience and qualifications in judging Ranch Horse classes. The limitation on the number of guest judges in a calendar year aims to maintain the integrity of judging processes at WRHA-approved events.

JU-040. SPECIAL EVENT JUDGE PERMIT

A. A non-carded judge may apply for an annual permit to judge up to two events at a WRHA approved show.

B. This annual permit, known as a Special Event Judging Permit, comes with specific conditions and restrictions: The permit allows the judge to officiate in up to two classes at a WRHA approved show. Cattle classes are excluded from the events that can be judged under this permit.

C. Special Event Judging Permits must be renewed on an annual basis to remain valid. It is crucial that the permit holder notes on the permit application the specific classes they are requesting to judge. Any classes judged by a permit holder that are not explicitly listed on their application will not be considered valid WRHA classes, and exhibitor points from those events will not contribute to year-end awards. The permit holder is responsible for notifying show management about the classes they are permitted to judge. If a permit holder judges classes not listed on their permit, they may be subject to termination of the permit.

JU-040. JUDGE ATTIRE

A. WRHA enforces a requirement for all judges officiating at WRHA-approved events to dress professionally and appropriately. The prescribed attire for WRHA judges includes the following elements: collared long sleeve shirt, blouse or jacket, long pants, western hat, western boots.

RH-010. SHOW APPROVAL

A. To obtain show approval from WRHA, show management is required to submit a Show Approval Application no later than 45 days prior to the scheduled start date of the show. The application must be completed in its entirety and include details such as the list of judges, show dates, and show location.

B. It is essential for any WRHA-approved show to utilize judges who have received approval from WRHA. WRHA may grant authorization for a judge to serve as a guest judge on a one-time basis. However, a

person judging as a guest judge is limited to judging a single WRHA-approved event in that capacity. Application and membership fees are required along with the successful completion of a rule book test. This ensures that judges associated with WRHA-approved shows meet the organization's standards.

RH-020. SHOW RESULTS

A. Within 15 days of the conclusion of any WRHA approved show, the show management is required to submit a comprehensive show report to WRHA. This report must include all class entries and placings for each judge. The submission should be in the format of the WRHA-provided spreadsheet or a typed document that clearly outlines each judge's name, each class, the number of entries in each class, exhibitor names, horse names, and all placings in every class by all judges. It is important to note that hand-written submissions will not be accepted.

B. Additionally, each show report must be accompanied by all judges' cards. These judges' cards must bear the signature of the judge responsible for placing the class. Even in cases where a class has zero entries, a judge's card should be signed by the judge, indicating 0 entries for that specific class.

C. World Ranch Horse Association (WRHA) commits to promptly posting show results within 30 days upon receiving the Show Completion Report. In the interest of accuracy and fairness, any discrepancies or errors in points must be reported to WRHA within 60 days from the date when the points are initially posted by WRHA. The responsibility for addressing and reporting point discrepancies lies with the exhibitors, who are required to contact WRHA in writing to ensure a thorough review and resolution process.

RH-040. WORLD SHOW

A. The World Ranch Horse Association (WRHA) organizes an annual World Show open to all its members. In this prestigious event, World Titles and Awards will be awarded to the first and second place winners of each class featured in the World Show.

B. Additionally, WRHA introduces World Show Invitational Classes, which may be offered in any given year. These classes are exclusively available to exhibitors who secured either 1st or 2nd place in a specific class at any WRHA approved show, during the qualifying period from the previous year's World Show to the current year's World Show. The primary aim of the Invitational Classes is to recognize and reward WRHA members and exhibitors who consistently participate in WRHA approved shows.

1. Winning exhibitors in these Invitational Classes will be honored with a prestigious World Championship Award, providing special recognition for their dedication and success in WRHA-approved shows over the qualifying period. This initiative encourages regular participation and showcases the achievements of committed WRHA members at the annual World Show.

C. Horses & Equipment: There will be an equipment judge present at all WRHA World Shows. Equipment and horses will be inspected at the back gate prior to entering the classes, inspection will include but is not limited to bits, spurs, tack, tails (5 point penalty will be applied to any horse who is unable to lift his/her tail), signs of abuse to the horse, etc.

RH 050. WRHA SHOWS

A. Shows that are conducted in-house by the World Ranch Horse Association (WRHA) will be officially recognized as WRHA "Hosted" shows. These shows will carry double points, contributing to both the Year End Awards and The Outrider Program.

B. For each judge present at WRHA hosted shows, a double set of points will be awarded.

C. This strategic approach ensures that WRHA members and exhibitors derive maximum benefits from these hosted shows. The double points system aims to maintain competitiveness for year-end awards, particularly in regions where there might be limited access to approved shows. This initiative ensures that all exhibitors and members have a fair opportunity to compete for and achieve year-end awards.