

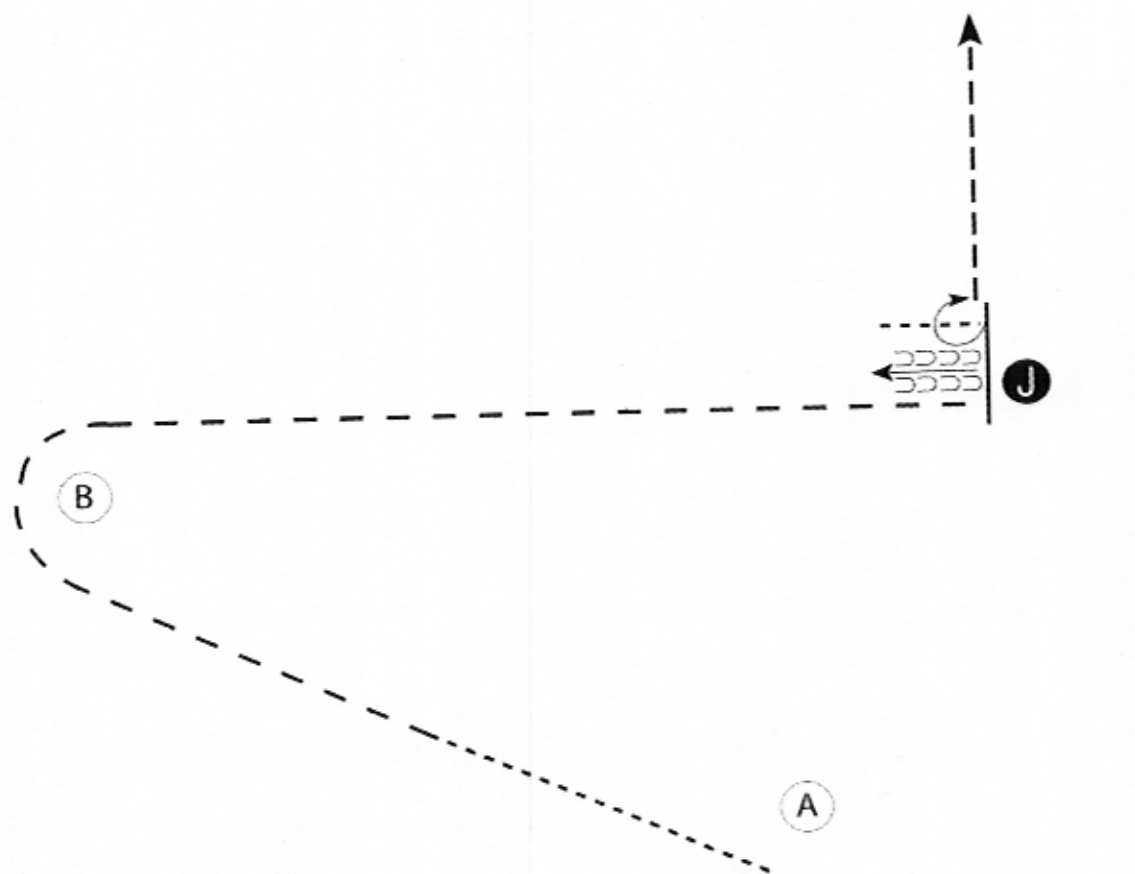
Washington State Finals Show

English Showmanship (#1,2,12,13,14)

Show Date: 09-20-2024

www.HorseShowPatterns.com

www.HorseShowPatterns.com



1. Begin at A. Walk halfway to B
2. Trot to and around B to the Judge
3. Stop and back one horse length
4. Walk to the Judge and set up for inspection
5. When dismissed perform a 270 degree turn and trot to the line-up

Walk	-----
Trot	—————
Back	←—————
Marker	⊙ B
Judge	● J

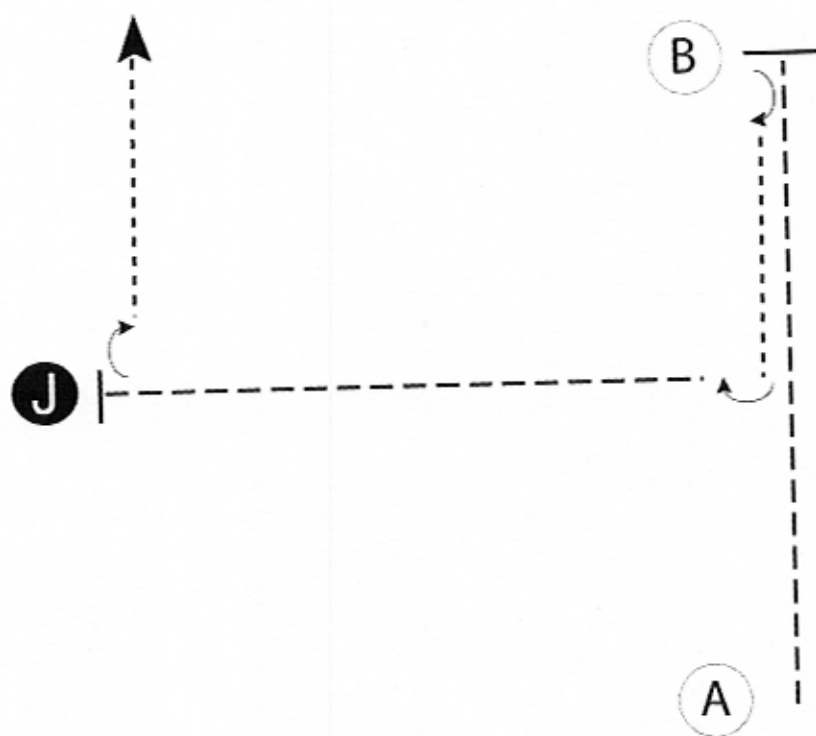
[S/1-15]

Pattern Provided by:

Washington State Finals Show

Walk only English Showmanship (4)

Show Date: 09-20-2024



Be ready at A.

1. Running walk or pleasure gait to B.
2. Stop at B.
3. Perform a 180 degree turn.
4. Flat or show walk until even with judge. Perform a 90 degree turn.
5. Running walk or pleasure gait to judge.
6. Stop and set up for inspection.
7. When dismissed, perform a 90 degree turn.
8. Flat or show walk straight away from judge.

Walk	-----
Running Walk/ Pleasure Gait	- - - - -
Back	←←←←←
Marker	⊙ B
Judge	● J

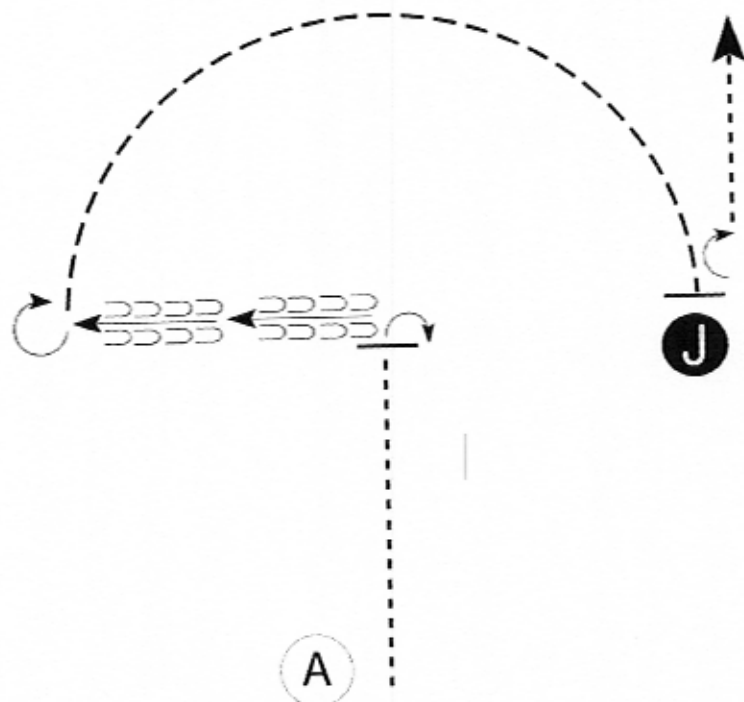
[NT/S-3]

Pattern Provided by:

Washington State Finals Show

English Showmanship Championship (#3, 15)

Show Date: 09-20-2024



Be ready at A.

1. When acknowledged, walk until horse's hip is even with Judge.
2. Perform a 90 degree turn.
3. Back approximately two horse lengths.
4. Stop and perform a 270 degree turn.
5. Trot in a half circle to Judge.
6. Stop and set up for inspection.
7. When dismissed, perform a 180 degree turn and walk straight away from judge.

Walk	-----
Trot	- - - - -
Back	← ← ← ← ←
Marker	ⓑ
Judge	ⓐ

Follow the instructions of your ring steward.

[S/2-68]

Pattern Provided by:

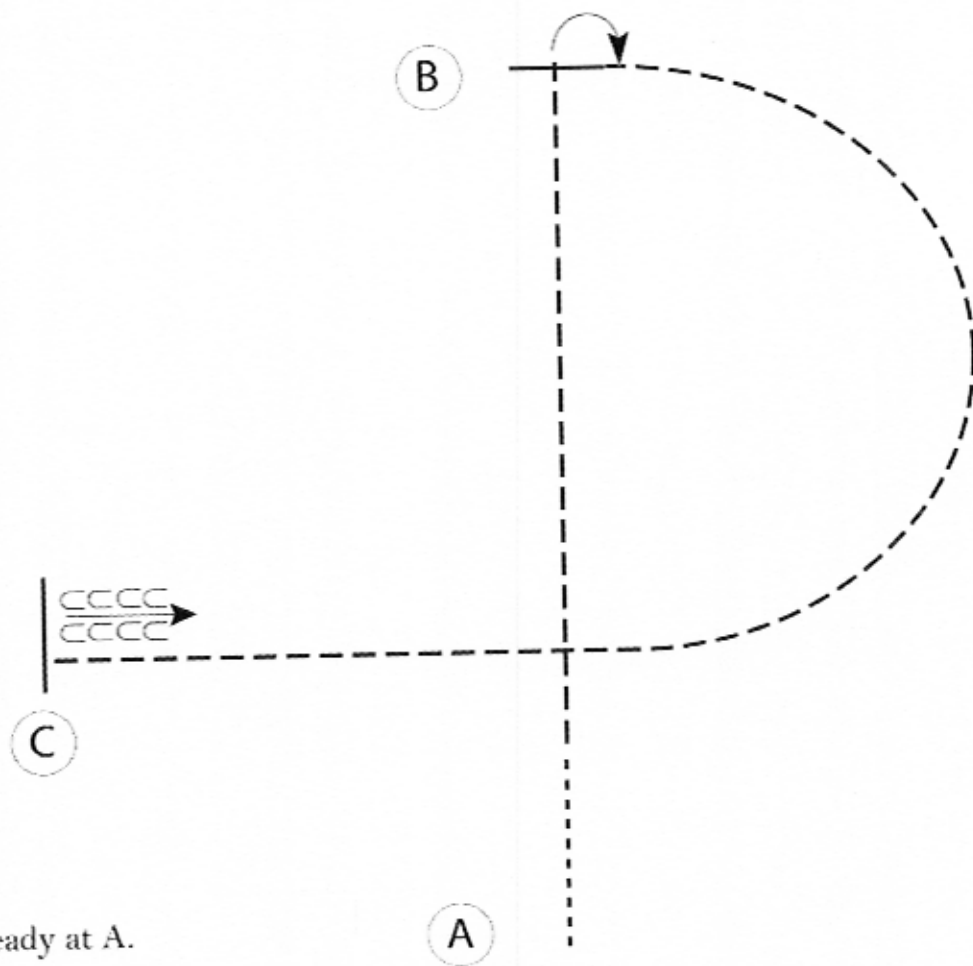
Washington State Finals Show

W/T Hunterseat/Saddleseat Eq Championship (#7, 9)

Show Date: 09-20-2024

www.HorseShowPatterns.com

www.HorseShowPatterns.com



Be ready at A.

1. Walk from A until even with C.
2. Posting trot on the right diagonal to B.
3. At B, stop and perform a 90 degree turn on the forehand to the right.
4. Posting trot on the left diagonal from B to C.
5. At C stop and back approximately one horse length.

Follow the instructions of your ring steward.

Walk	-----
Trot	- - - - -
Extended Trot	—————
Canter	—————
Leg Yield	
Lead Change	—/—
Back	←←←←←
Marker	Ⓚ
Sidepass	←→
Hand Gallop	—————

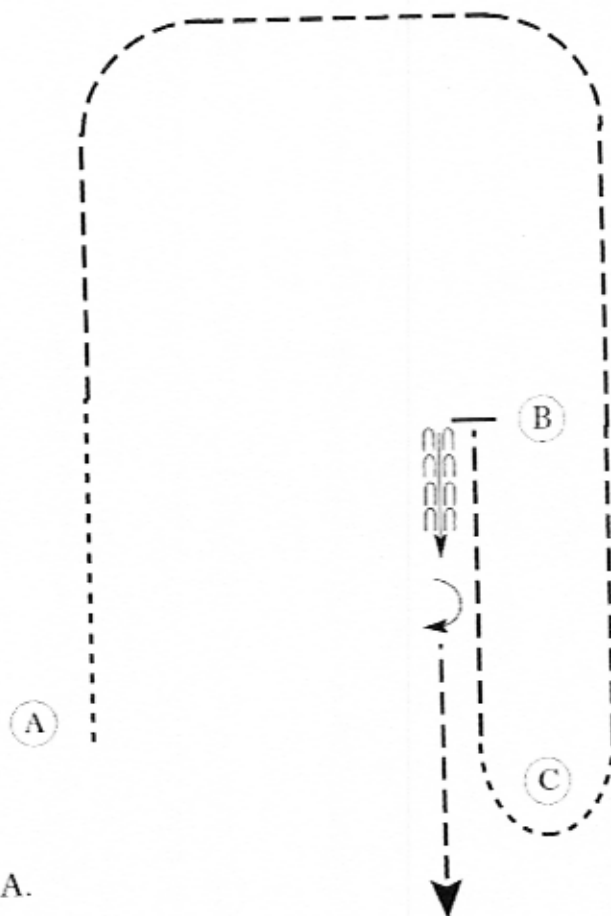
[HSE/WT-30]

Pattern Provided by:

Washington State Finals Show

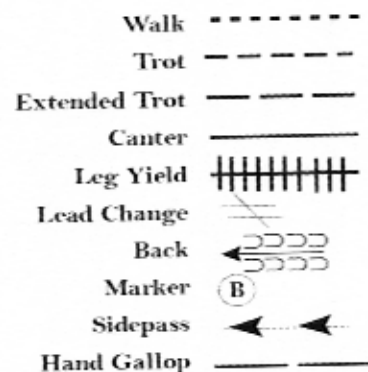
Equitation W/T (#5,6, 8, 18,19)

Show Date: 09-20-2024



Be ready at A.

1. Walk until even with B.
2. Trot on the left diagonal to B.
3. Sitting trot from B to C.
4. Walk around C.
5. Trot on the right diagonal to B.
6. Stop and back approximately one horse length.
7. Perform a 180 degree turn to the right on the hindquarters and trot to exit.



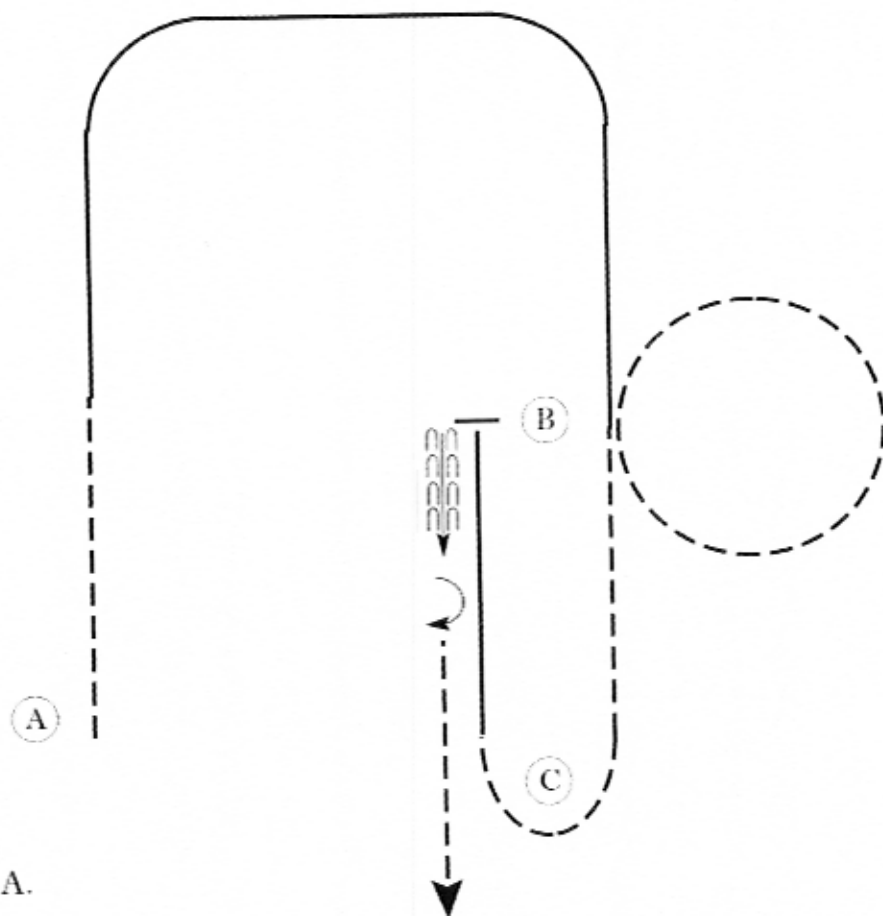
[HSE/WT-38]

Pattern Provided by:

Washington State Finals Show

Equitation (#10,16,20,21,22,23)

Show Date: 09-20-2024



Be ready at A.

1. Sitting trot until even with B.
2. Canter on the right lead to B.
3. Trot a circle to the left on the correct diagonal.
4. Change diagonals and trot to and around C.
5. Canter left lead to B.
6. Stop and back approximately one horse length.
7. Perform a 180 degree turn to the right on the hindquarters and trot to exit.

Walk	-----
Trot	- - - - -
Extended Trot	-----
Canter	-----
Leg Yield	
Lead Change	↘
Back	← 2222 5555
Marker	Ⓚ
Sidepass	← - - - - →
Hand Gallop	-----

[HSE/2-79]

Pattern Provided by:

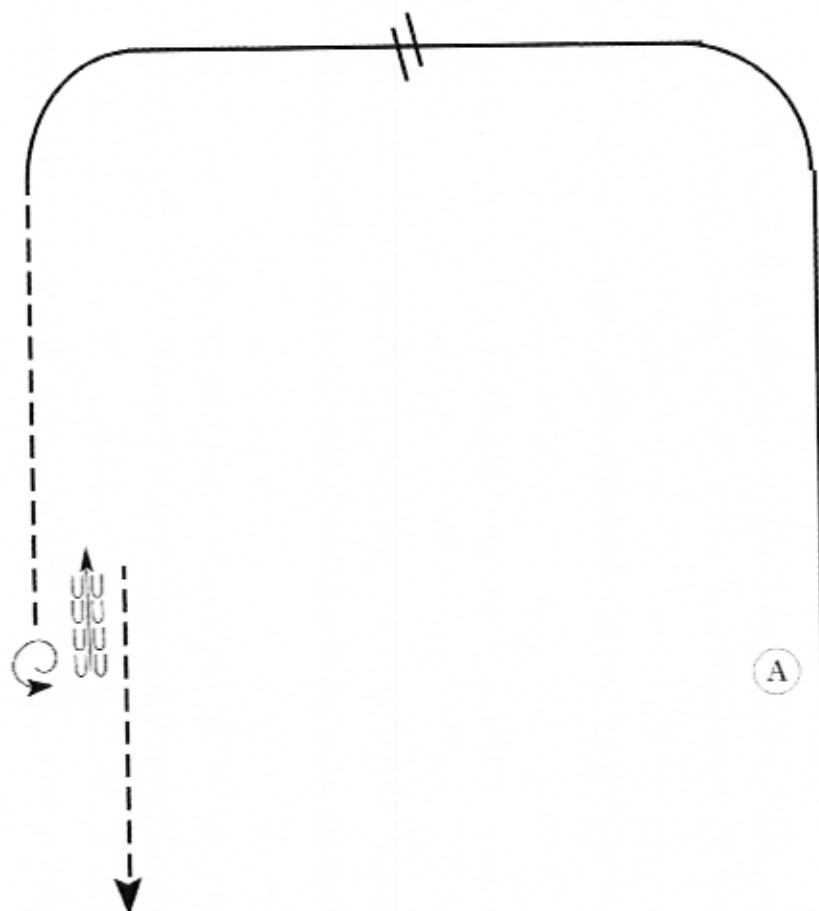
Washington State Finals Show

Hunterseat/Saddleseat Eq Championship (#11,17)

Show Date: 09-20-2024

www.HorseShowPatterns.com

www.HorseShowPatterns.com



Be ready at A.

1. Canter on the left lead from A and around corner as shown.
2. Change leads at center and counter canter around corner.
3. Trot in a straight line on the left diagonal until even with A.
4. Stop and perform a 360 degree turn on the forehand left.
5. Back approximately one horse length.
6. Exit arena at a trot on the right diagonal.

Walk	-----
Trot	-----
Extended Trot	-----
Canter	-----
Leg Yield	
Lead Change	↘
Back	←←←←
Marker	(B)
Sidepass	←←
Hand Gallop	-----

[HSE/2-76]

Pattern Provided by: