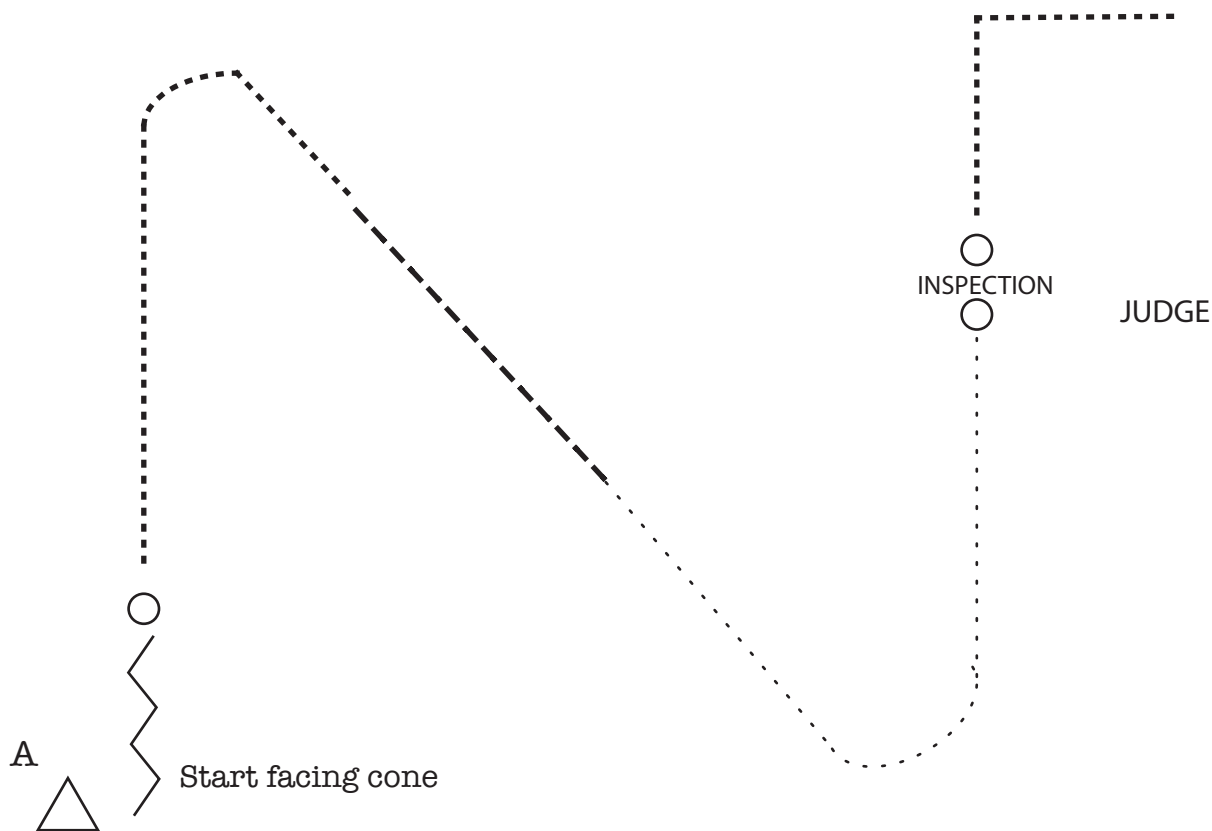




SHOWMANSHIP
SHOW ONE

Class 6/7 Youth
Class 13/14 Select Amateur
Class 15/16 Amateur
Class 17b All Breed



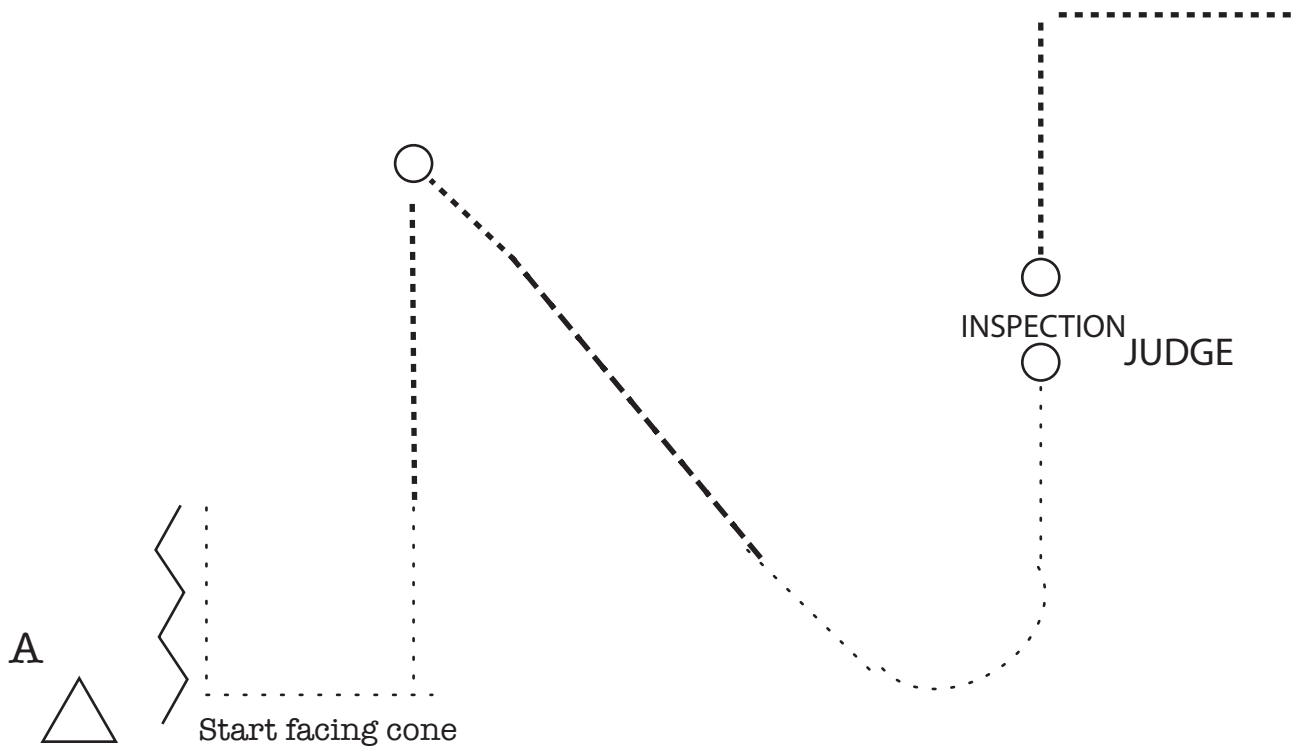
1. Back two horse lengths
2. 540 pivot
3. Trot
4. Extended trot
5. Walk
6. 90 pivot
7. Set up for inspection
8. When excused 270 pivot and trot corner and exit

WALK ······
 JOG/TROT ······
 EXTENDED JOG/TROT - - - - -
 LOPE/CANTER _____
 EXT/GALLOP _____
 STOP ◻
 BACK ↘ ↙ ↘ ↙
 TURN ○
 LEAD CHANGE ||



SHOWMANSHIP
SHOW ONE

Class 1 Rookie Youth
Class 2/3 L1 13 & U
Class 4/5 L1 14-18
Class 8 Rookie Amateur
Class 11/12 L1 Ameur



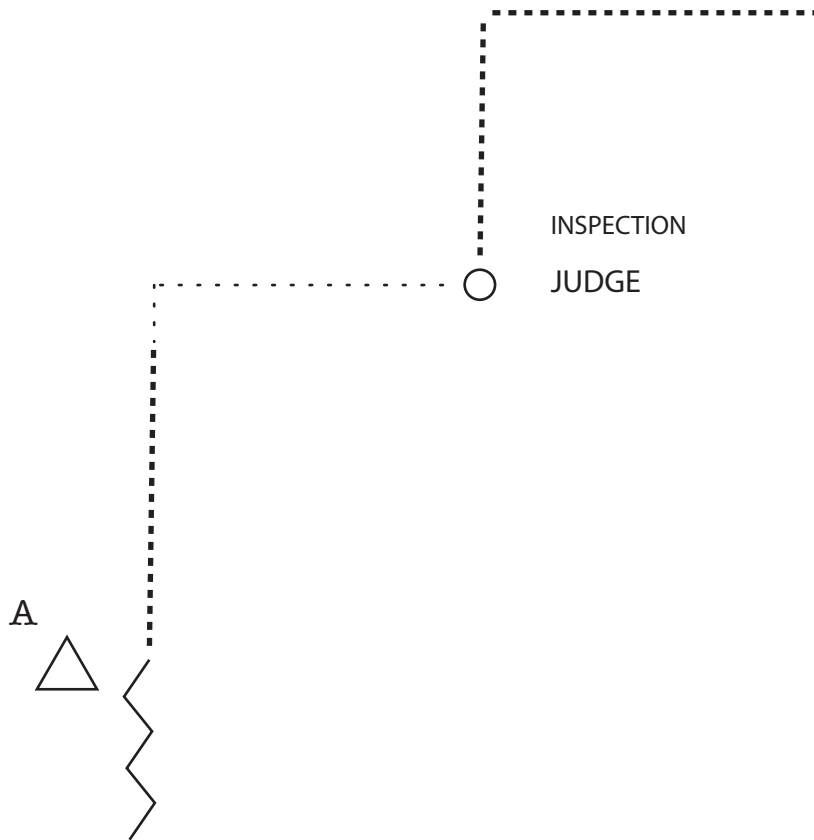
1. Back two horse lengths
2. Walk two square corners left
3. Trot
4. Approx 495 pivot
5. Trot and extend trot
6. Extend walk
7. 90 pivot
8. Set up for inspection
9. When excused 270 pivot and trot to exit

WALK - - - - -
 JOG/TROT - - - - -
 EXTENDED JOG/TROT - - - - -
 LOPE/CANTER _____
 EXT/GALLOP _____
 STOP ◻
 BACK √ √ √
 TURN ○
 LEAD CHANGE ||



SHOWMANSHIP
SHOW ONE

Class 17 AB WT 11 & U
Class 17a AB WT 12 & O



1. Back two horse lengths
2. Trot half the line and walk
3. Walk a square corner
4. Stop and set up for inspection
5. When excused, 270 pivot and trot away

- WALK ······
- JOG/TROT ······
- EXTENDED JOG/TROT - - - - -
- LOPE/CANTER _____
- EXT/GALLOP _____
- STOP ◻
- BACK ↘ ↗ ↘ ↗
- TURN ○
- LEAD CHANGE ||