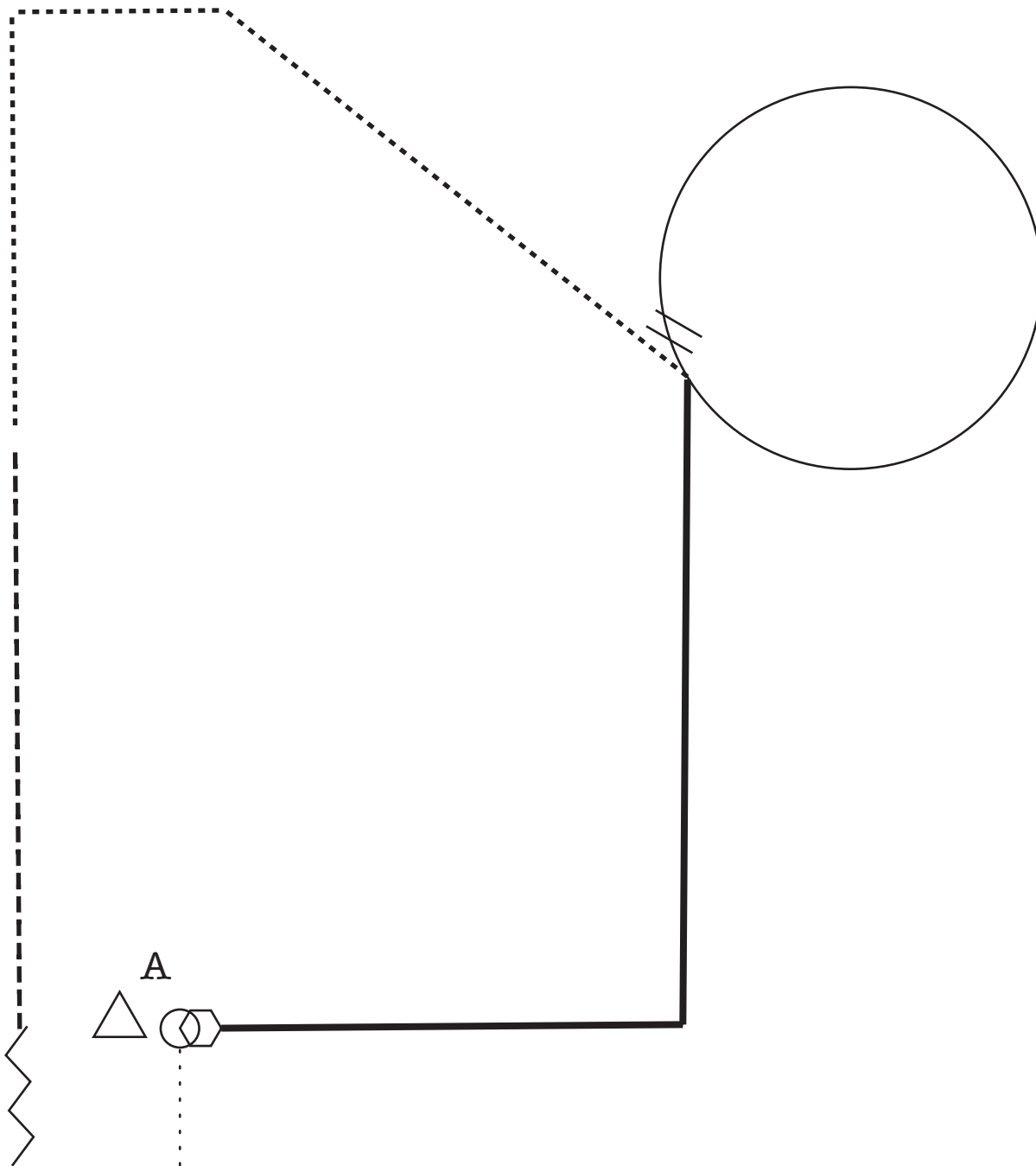




EQUITATION
SHOW ONE

Class 172 All Breed
Class 176 Youth 18 & U
Class 182 Amateur

Concurrent Region One Buckle Classes Show Two



1. Back one horse length, posting trot right diagonal
2. Sit the trot and square corner right
3. Two track to the right
4. Left lead canter
5. Canter circle
6. Change leads and build in to a hand gallop
7. Stop and execute a forehand turn left
8. Exit at a walk

WALK
JOG/TROT
EXTENDED JOG/TROT - - - - -
LOPE/CANTER _____
EXT/GALLOP _____
STOP ◻
BACK √ √ √
TURN ○
LEAD CHANGE //



EQUITATION
SHOW ONE

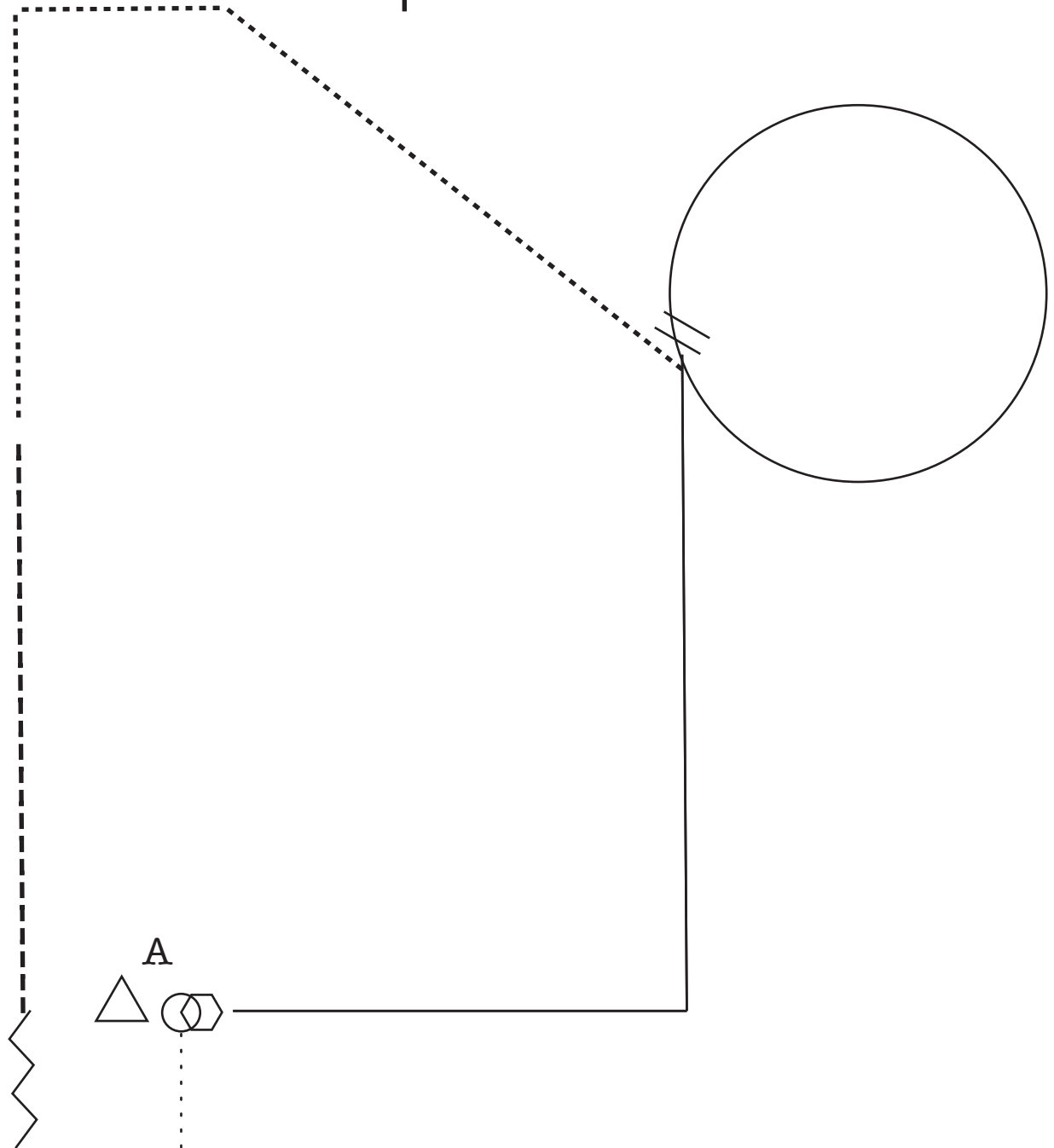
Class 173 Rookie Youth

Class 174 L1 18 & U

Class 179 Rookie Amateur

Class 180 L1 Amieur

Concurrent Region One Buckle Classes Show Two



1. Back one horse length, posting trot right diagonal
2. Sit the trot and square corner right
3. Two track to the right
4. Left lead canter
5. Canter circle
6. Simple lead change and canter right lead
7. Stop and execute a 270 forehand turn left
8. Exit at a walk

- WALK - - - - -
- JOG/TROT - - - - -
- EXTENDED JOG/TROT - - - - -
- LOPE/CANTER _____
- EXT/GALLOP _____
- STOP ○
- BACK √√√
- TURN ○
- LEAD CHANGE ||




EQUITATION
SHOW ONE

Class 170 AB WT 11 & U
Class 171 AB WT
Class 178 L 1 Amateur
Class 184 L1 Youth

Left

Right



1. Back one horse length, posting trot right diagonal
2. Change diagonals half way
3. Stop and execute a 90 forehand turn
4. Walk halfway.
5. Sitting trot and continue to sit a square corner.
6. Pattern is complete passing A.

WALK
JOG/TROT
EXTENDED JOG/TROT - - - - -
LOPE/CANTER _____
EXT/GALLOP _____
STOP ○
BACK √ √ √ √
TURN ○
LEAD CHANGE ||