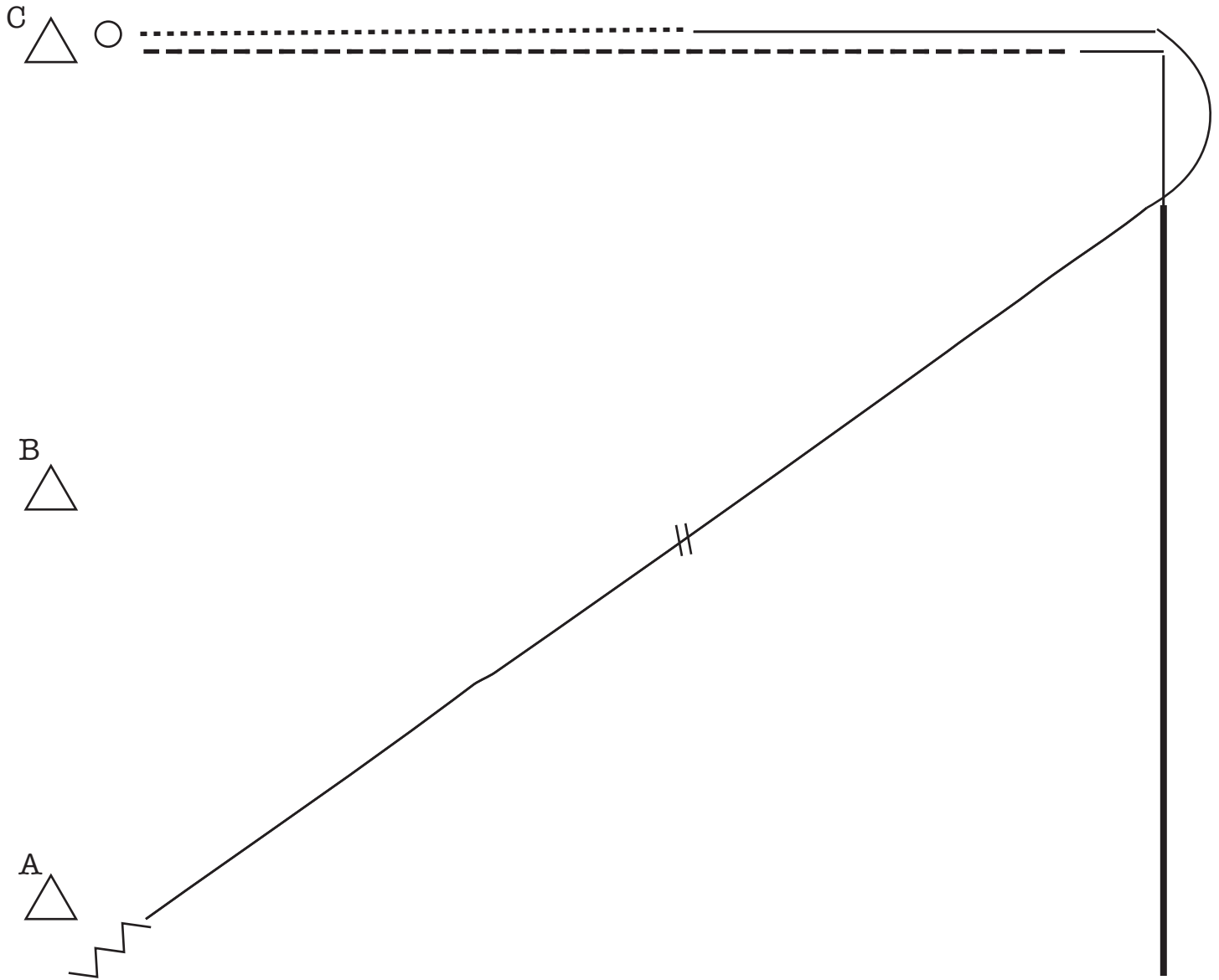




HORSEMANSHIP  
SHOW ONE

Class 272 All Breed  
Class 281 Select Am  
Class 283 Amateur  
Class 290 Youth 18 & U  
Concurrent Region One Buckle Classes Show Two



1. Back one horse length, lope left lead at a moderate pace
2. Change leads at B
3. Counter canter corner
4. Half of the line lope with moderate pace remaining on right lead
5. Jog the remainder of line
6. 1 1/2 turns right
7. Extend the jog
8. Before corner lope right lead, square corner
9. Extend the lope, pattern is complete passing A

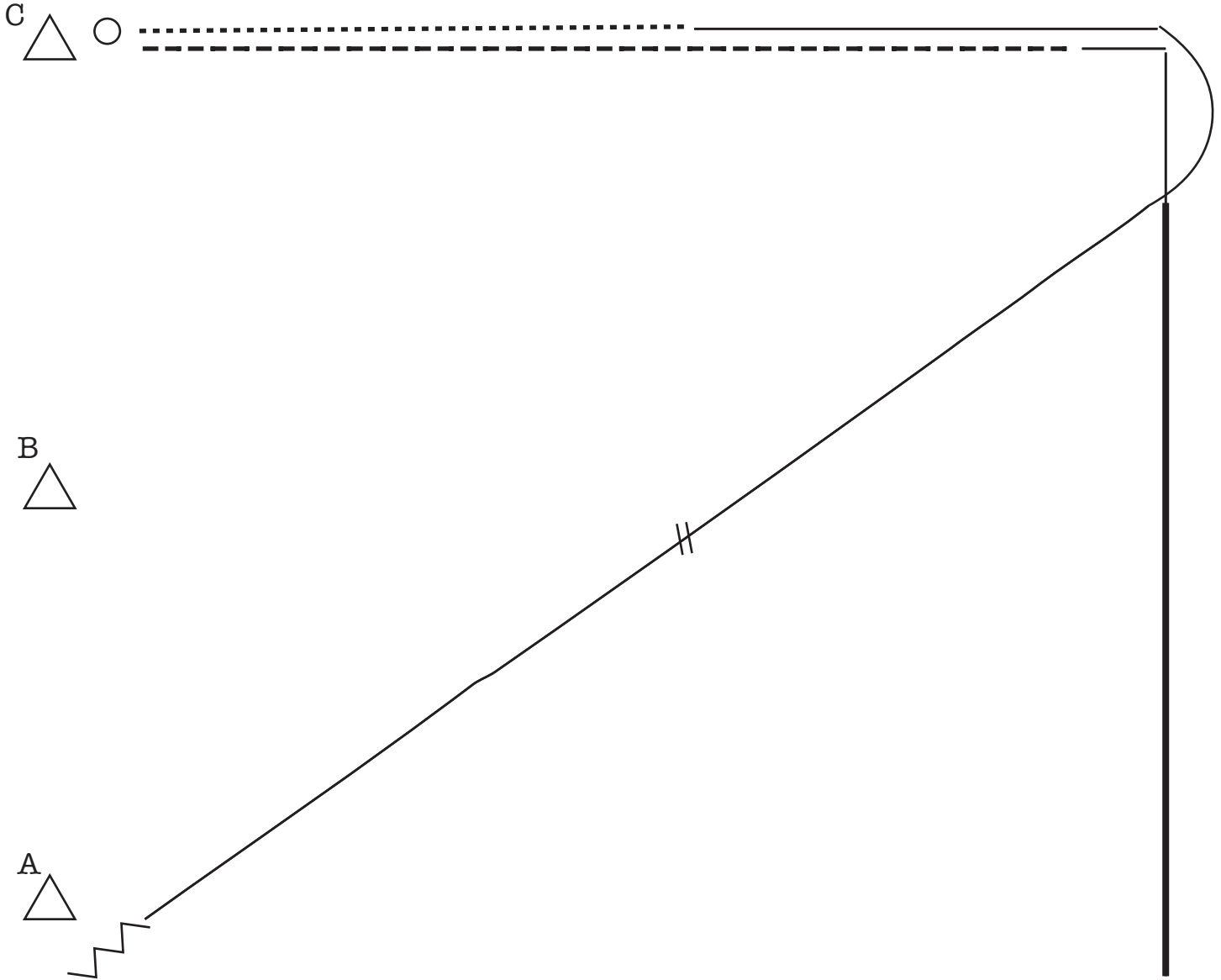
WALK ······  
 JOG/TROT ······  
 EXTENDED JOG/TROT - - - - -  
 LOPE/CANTER \_\_\_\_\_  
 EXT/GALLOP \_\_\_\_\_  
 STOP ◻  
 BACK √ √ √  
 TURN ○  
 LEAD CHANGE ||



HORSEMANSHIP  
SHOW ONE

- Class 276 Rookie Amateur
- Class 277 L1 Select
- Class 279 L1 Amateur
- Class 285 Rookie Youth
- Class 286 L1 13 & U
- Class 288 L1 14-18

Concurrent Region One Buckle Classes Show Two



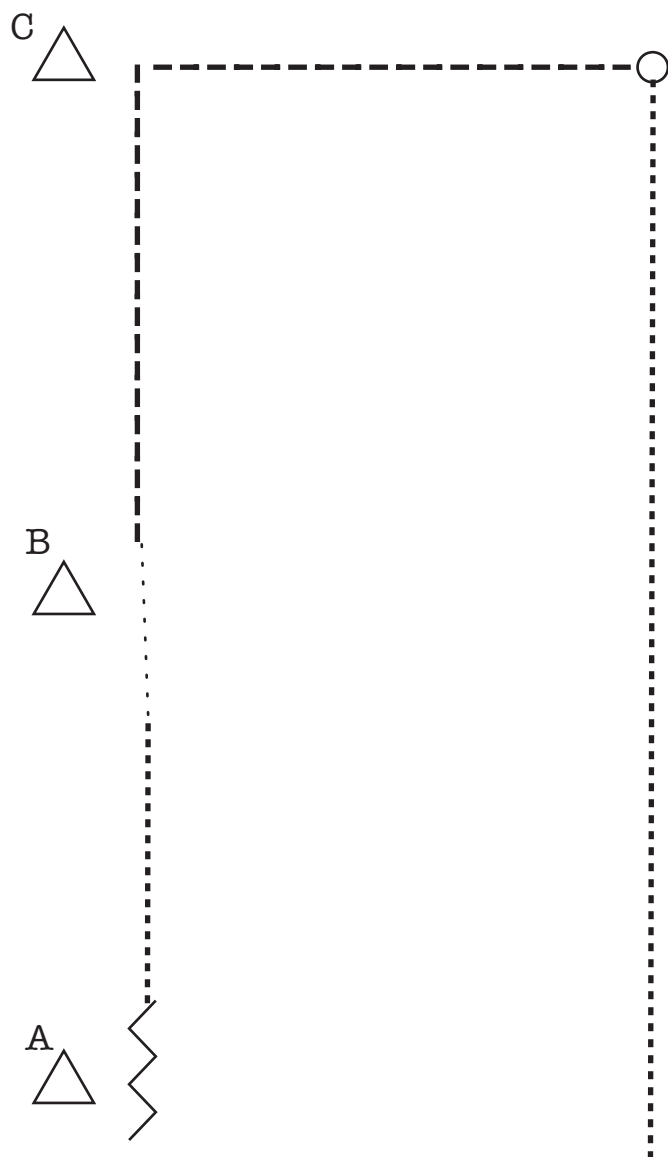
1. Back one horse length, lope right lead at a moderate pace
2. Simple lead change at B and lope corner on left lead and lope at a moderate pace for half the line
3. Jog the remainder of line
4. 1/2 turns right
5. Extend the jog
6. Before corner lope right lead, square corner
7. Extend the lope, pattern is complete passing A

- WALK . . . . .
- JOG/TROT - - - - -
- EXTENDED JOG/TROT - - - - -
- LOPE/CANTER \_\_\_\_\_
- EXT/GALLOP \_\_\_\_\_
- STOP ◻
- BACK √ √ √
- TURN ○
- LEAD CHANGE //



HORSEMANSHIP  
SHOW ONE

Class 271 AB WT  
Class 273 L1 Youth  
Class 274 AB WT 11 & U  
Class 275 L 1 Amateur



1. Back one horse length
2. Jog towards B
3. Walk past B
4. Extend the jog to C and square corner right
5. Stop and 1/4 turn to the right
6. Jog away, pattern is complete passing A

WALK ······  
JOG/TROT ······  
EXTENDED JOG/TROT - - - - -  
LOPE/CANTER \_\_\_\_\_  
EXT/GALLOP \_\_\_\_\_  
STOP ◻  
BACK ↘ ↙ ↘ ↙  
TURN ○  
LEAD CHANGE ||