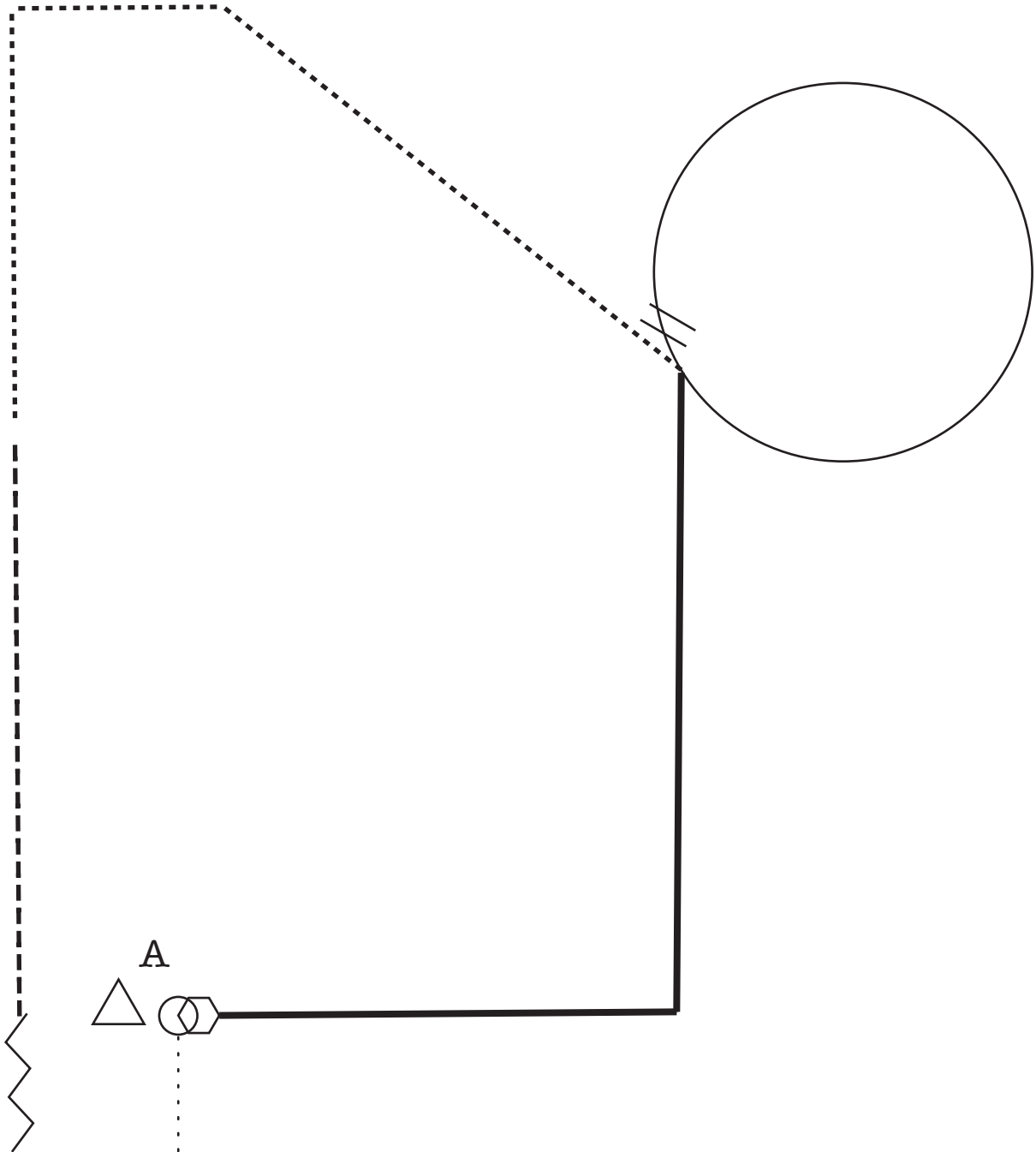




EQUITATION  
SHOW ONE

Class 172 All Breed  
Class 176/177 Youth 18 & U  
Class 182/183 Amateur



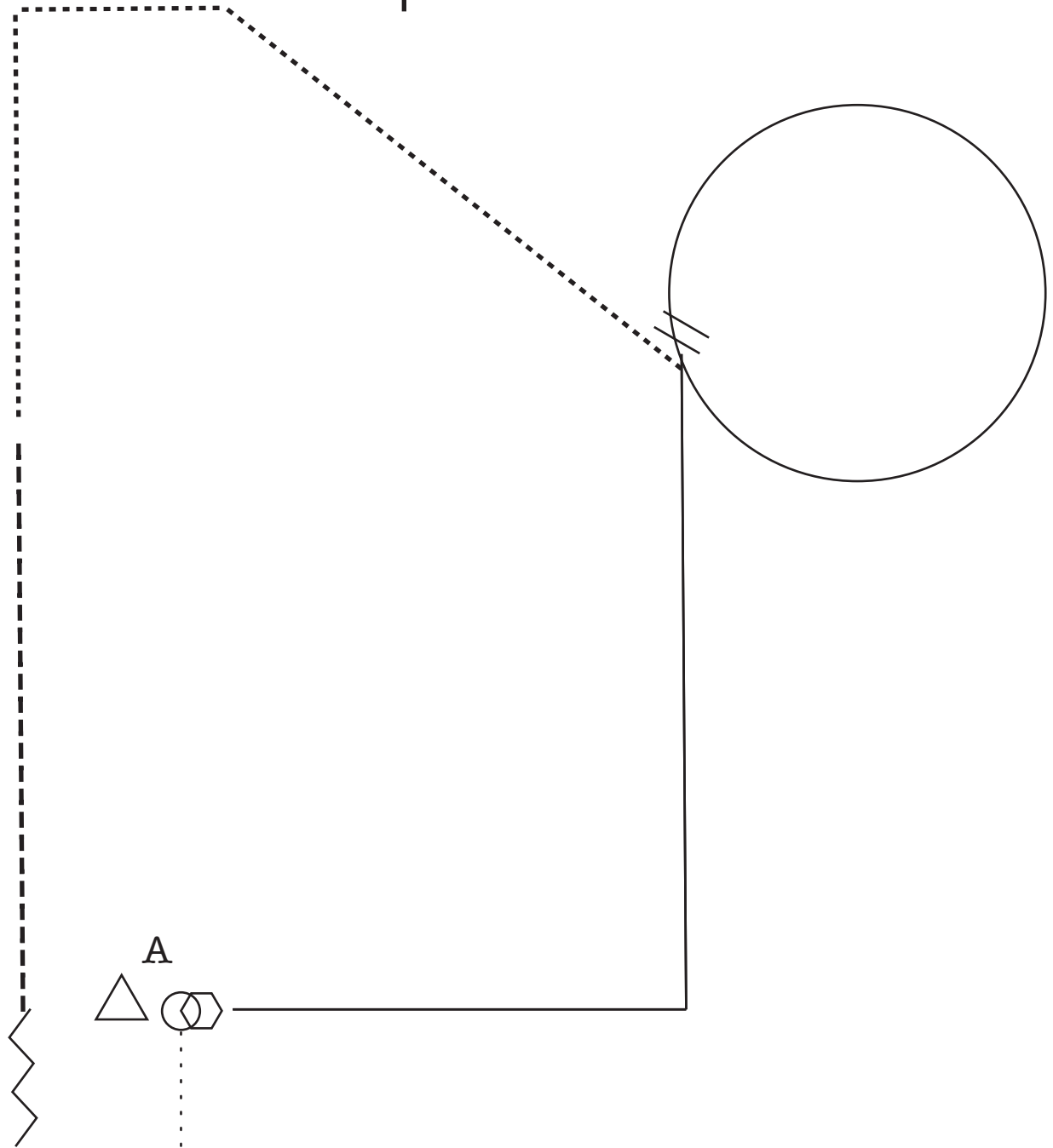
1. Back one horse length, posting trot right diagonal
2. Sit the trot and square corner right
3. Two track to the right
4. Left lead canter
5. Canter circle
6. Change leads and build in to a hand gallop
7. Stop and execute a forehand turn left
8. Exit at a walk

- WALK - - - - -
- JOG/TROT - - - - -
- EXTENDED JOG/TROT - - - - -
- LOPE/CANTER \_\_\_\_\_
- EXT/GALLOP \_\_\_\_\_
- STOP
- BACK
- TURN
- LEAD CHANGE ||



EQUITATION  
SHOW ONE

Class 173 Rookie Youth  
 Class 174/175 L1 18 & U  
 Class 179 Rookie Amateur  
 Class 180/181 L1 Ameur



1. Back one horse length, posting trot right diagonal
2. Sit the trot and square corner right
3. Two track to the right
4. Left lead canter
5. Canter circle
6. Simple lead change and canter right lead
7. Stop and execute a 270 forehand turn left
8. Exit at a walk

- WALK - - - - -
- JOG/TROT - - - - -
- EXTENDED JOG/TROT - - - - -
- LOPE/CANTER \_\_\_\_\_
- EXT/GALLOP \_\_\_\_\_
- STOP ◡
- BACK √√√
- TURN ○
- LEAD CHANGE ||




EQUITATION  
SHOW ONE

Class 170 AB WT 11 & U  
Class 171 AB WT  
Class 178 L 1 Amateur  
Class 184 L1 Youth

Left

Right



1. Back one horse length, posting trot right diagonal
2. Change diagonals half way
3. Stop and execute a 90 forehand turn
4. Walk halfway.
5. Sitting trot and continue to sit a square corner.
6. Pattern is complete passing A.

WALK .....  
JOG/TROT - - - - -  
EXTENDED JOG/TROT - - - - -  
LOPE/CANTER \_\_\_\_\_  
EXT/GALLOP \_\_\_\_\_  
STOP ○  
BACK √ √ √ √  
TURN ○  
LEAD CHANGE ||