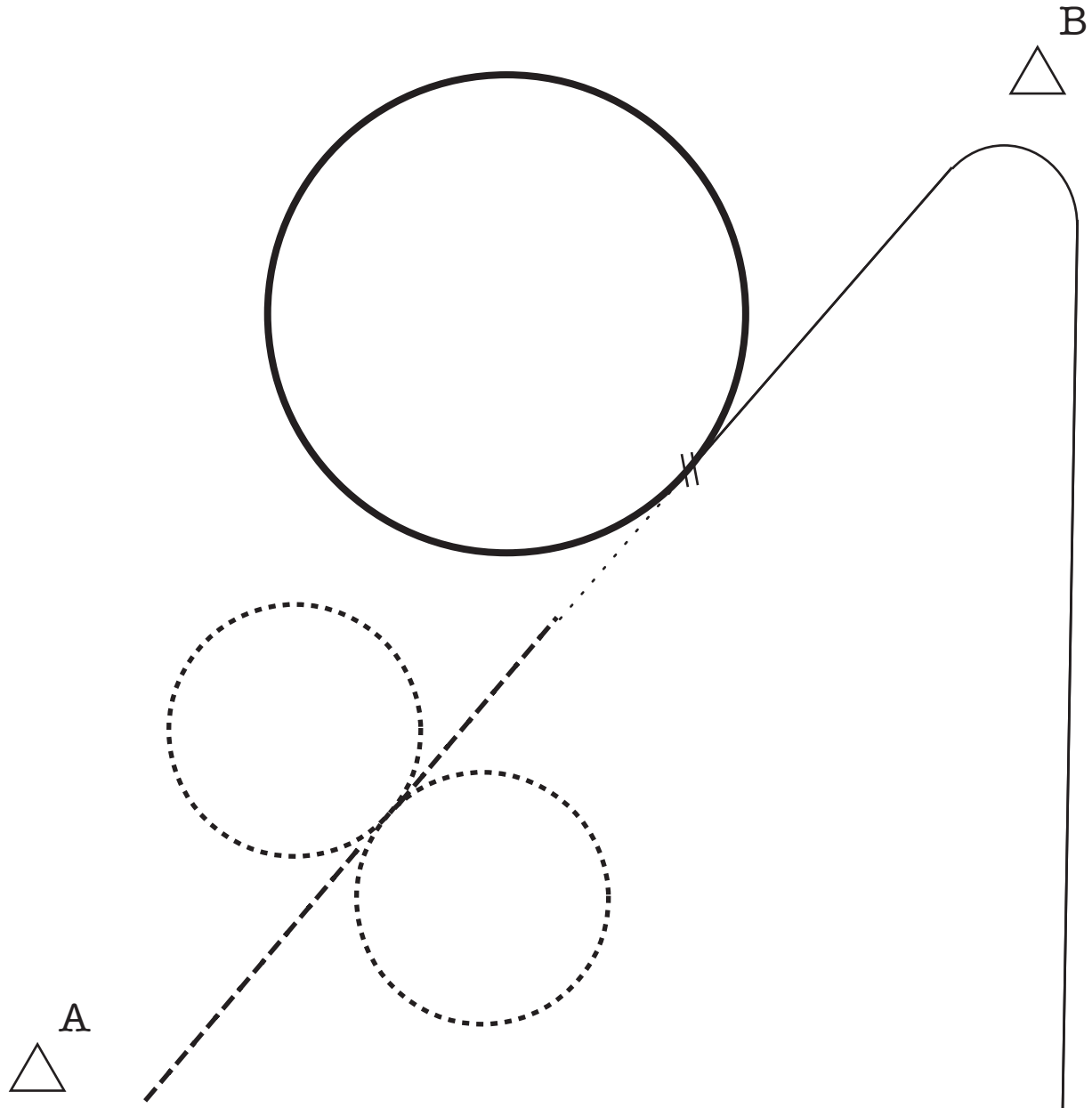




EQUITATION
SHOW TWO

Class 172 All Breed
Class 176/177 Youth 18 & U
Class 182/183 Amateur
Concurrent Region One Buckle Classes Show Two



1. Sitting trot a third of the line, two point a circle to the right.
2. Posting trot a circle to the left.
3. Change diagonals at center and trot.
4. Walk 2 horse lengths. Gallop a large circle to the left at the two point. Change leads at the center of the circle remaining in two point.
5. Reduce speed and sit the canter towards B and loop right. Pattern is complete passing A

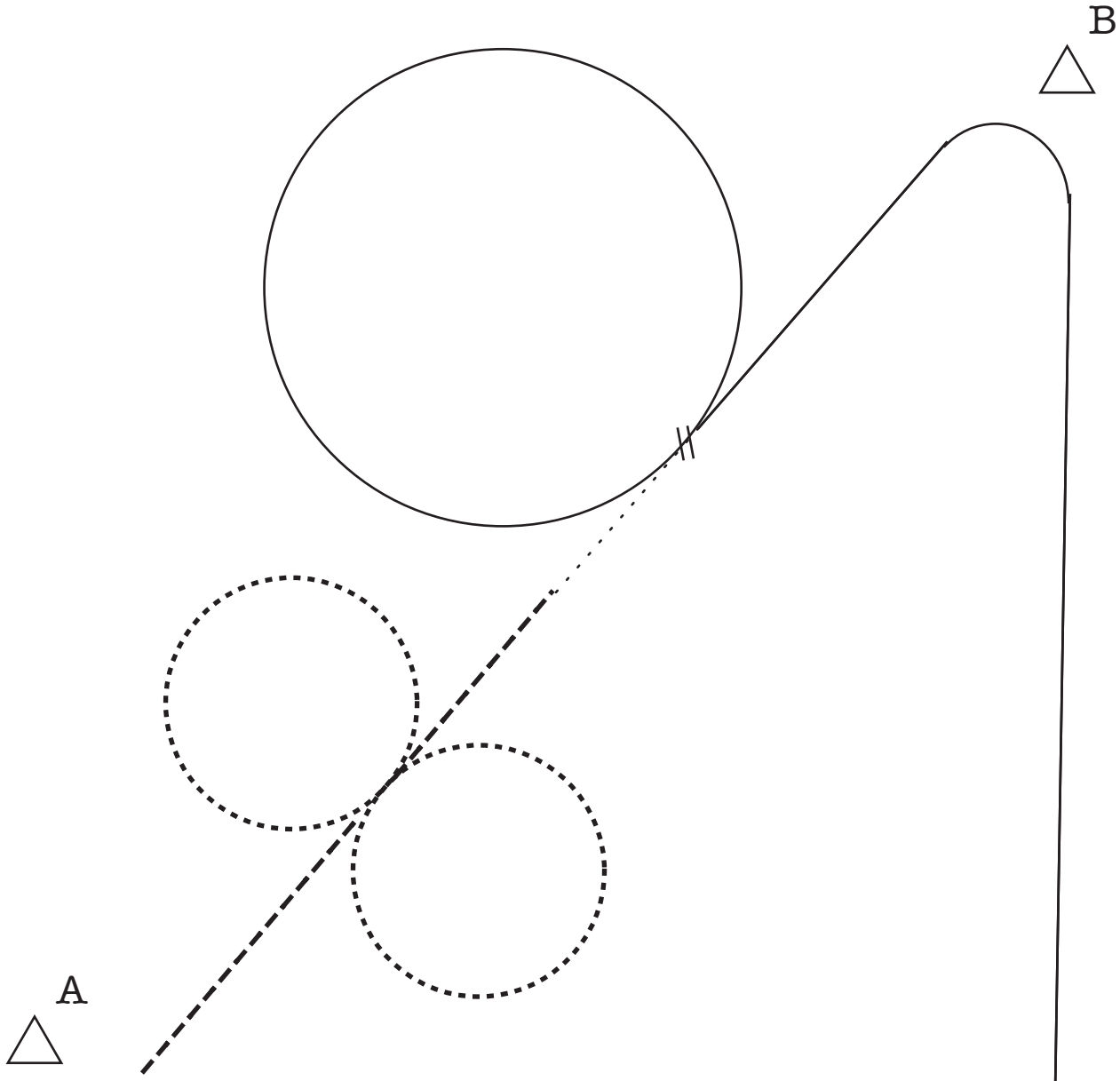
WALK -
JOG/TROT - - - - -
EXTENDED JOG/TROT - - - - -
LOPE/CANTER _____
EXT/GALLOP _____
STOP ◡
BACK √ √ √
TURN ○
LEAD CHANGE ||



EQUITATION
SHOW TWO

Class 173 Rookie Youth
Class 174/175 L1 18 & U
Class 179 Rookie Amateur
Class 180/181 L1 Ameur

Concurrent Region One Buckle Classes Show Two



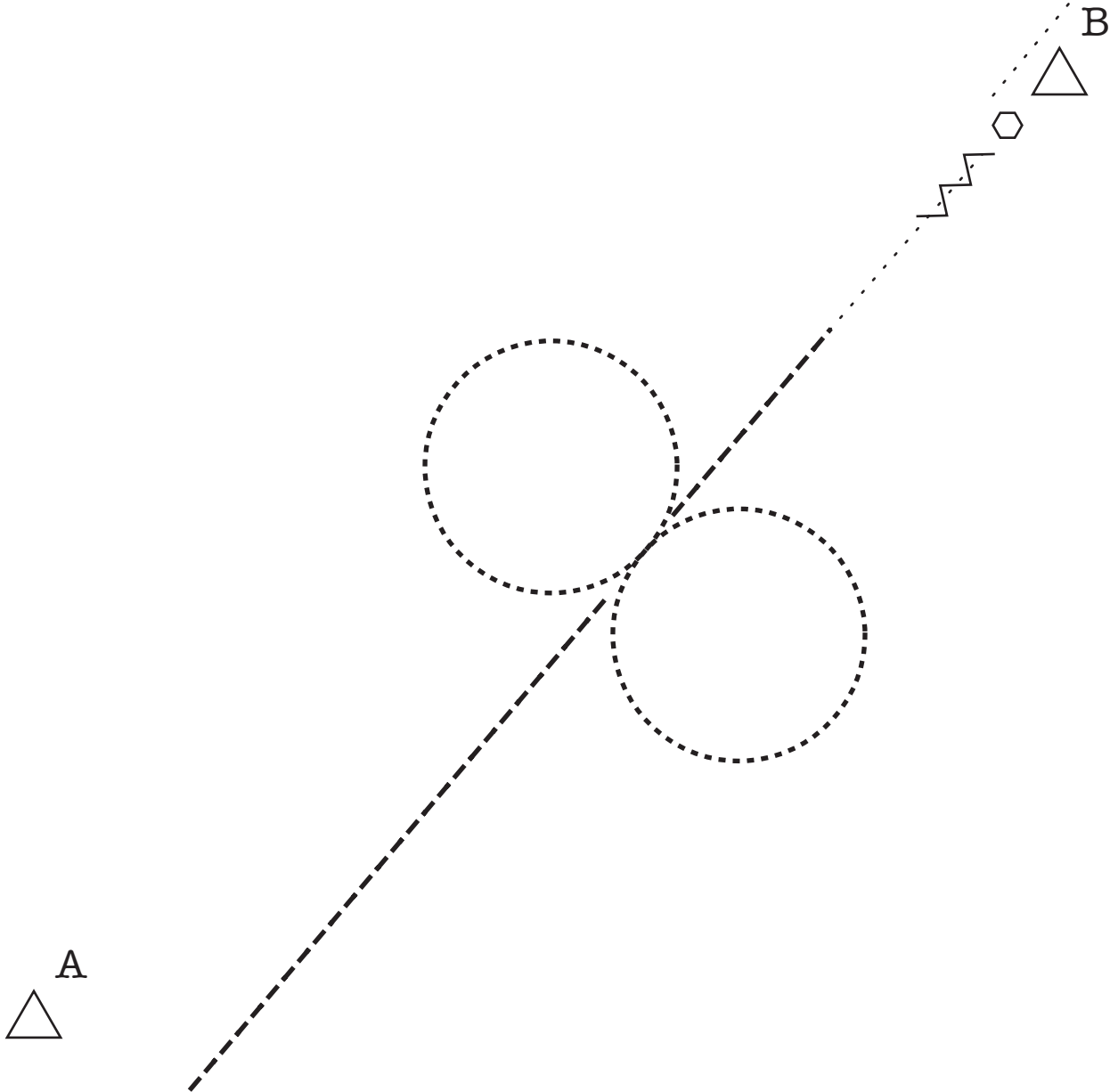
1. Sitting trot a third of the line.
2. Trot a figure 8, starting to the left
3. Walk 2 horse lengths. Canter a large circle to the left. Simple change lead at the center of the circle.
4. Canter towards B and loop right. Pattern is complete passing A

WALK ······
JOG/TROT ······
EXTENDED JOG/TROT
LOPE/CANTER _____
EXT/GALLOP _____
STOP ◻
BACK √
TURN ○
LEAD CHANGE //



EQUITATION
SHOW TWO

Class 170 AB WT 11 & U
Class 171 AB WT
Class 178 L 1 Amateur
Class 184 L1 Youth



1. Siting trot to center. Trot a figure 8 starting to the left.
2. Trot two horse lengths after completing the figure 8 and walk to cone B.
3. Stop and back at cone B. Walk out, pattern is complete.

WALK
JOG/TROT
EXTENDED JOG/TROT - - - - -
LOPE/CANTER _____
EXT/GALLOP _____
STOP ○
BACK √ √ √
TURN ○
LEAD CHANGE ||