

2024 TROPHY WESTERN RIDING

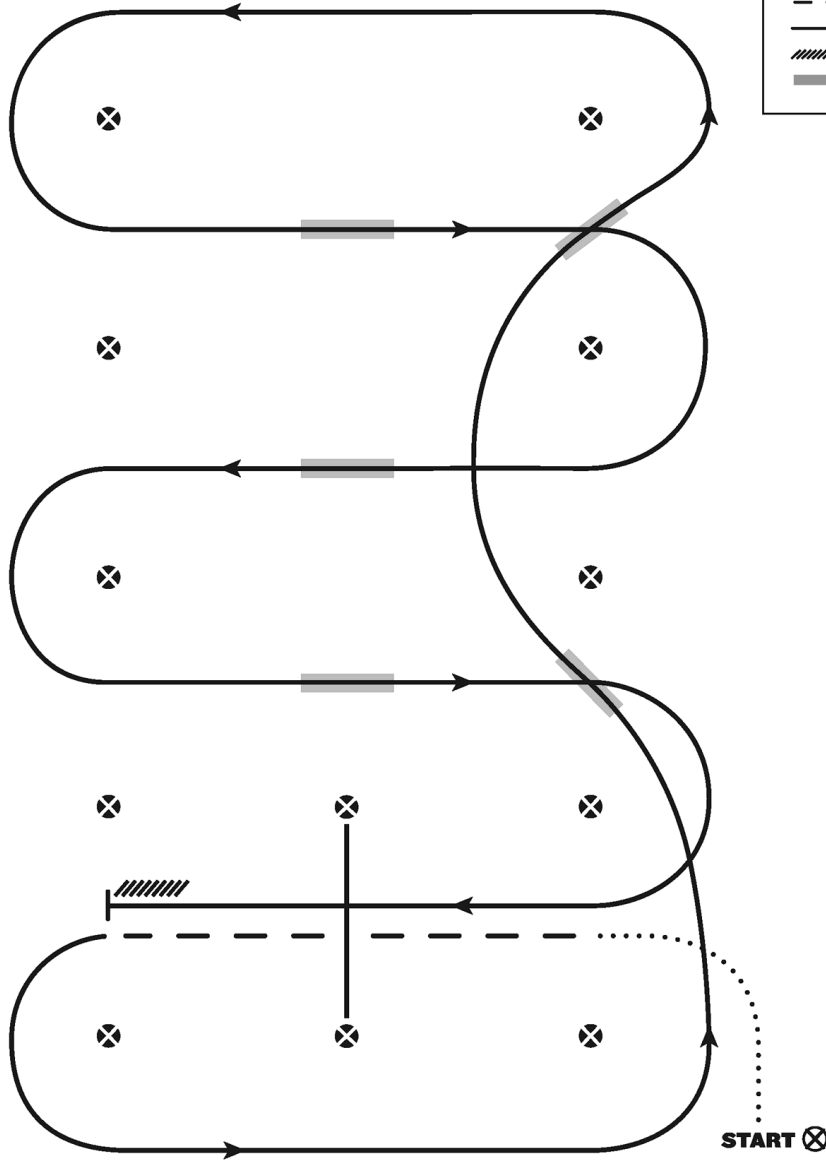
Level 1, Novice (THURSDAY)

Show Date:

LEVEL I WESTERN RIDING PATTERN 9

LEGEND

.....	Walk
- - -	Jog
————	Lope
////	Back
■	Lead Changing Area



1. Walk at least 15 feet from start cone to the first marker, as drawn, transition to jog, jog over log.
2. Transition to the lope left lead & lope around end
3. First line change
4. Second line change, lope around the end of arena
5. First crossing change
6. Second crossing change
7. Third crossing change
8. Lope over log
9. Lope, stop & back

Revised 06-07-2021

[WR/GP-9]

Pattern Provided by:

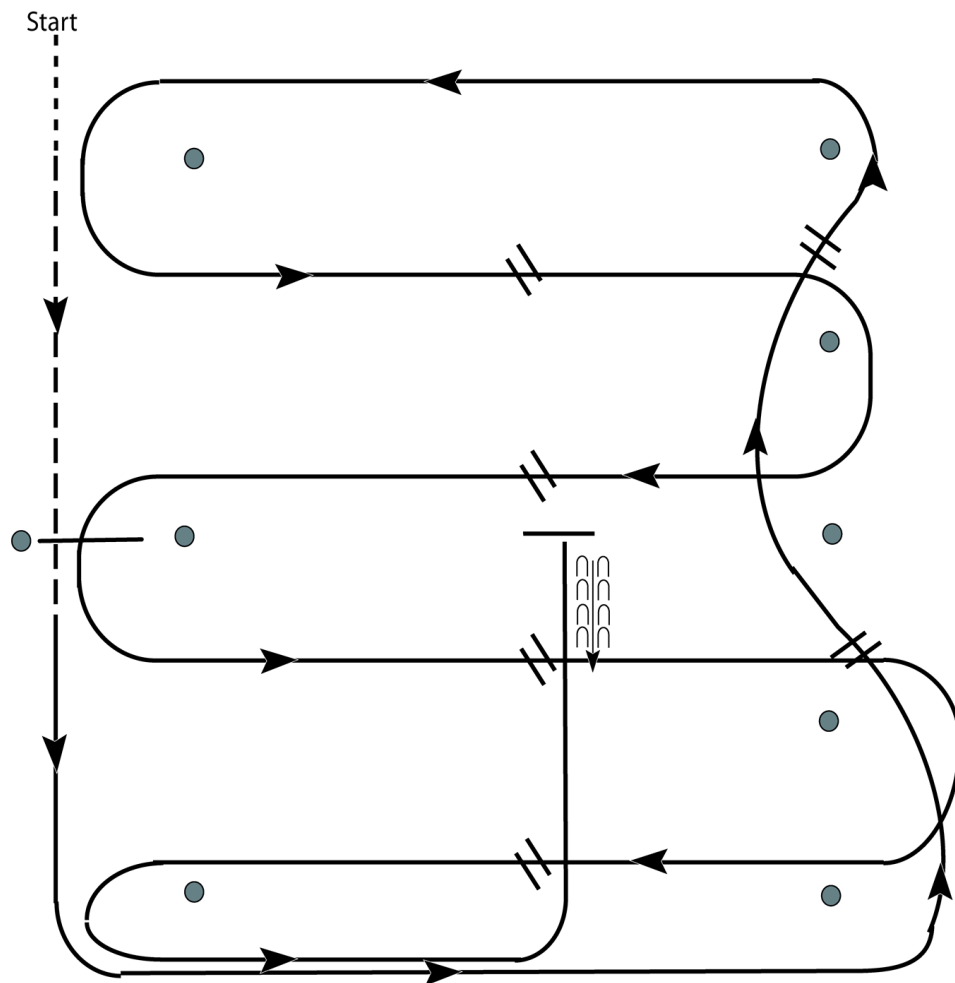
w w w . H o r s e S h o w P a t t e r n s . c o m

w w w . H o r s e S h o w P a t t e r n s . c o m

2024 TROPHY WESTERN RIDING

Level 1, Novice (SUNDAY)

Show Date:



1. Walk at least 15' & jog over log.
2. Transition to left lead and lope around end.
3. First line change.
4. Second line change. Lope around end of arena
5. First crossing change.
6. Second crossing change.
7. Lope over log.
8. Third crossing change.
9. Fourth crossing change.
10. Lope up the center, stop and back.

[WR/GP-1]

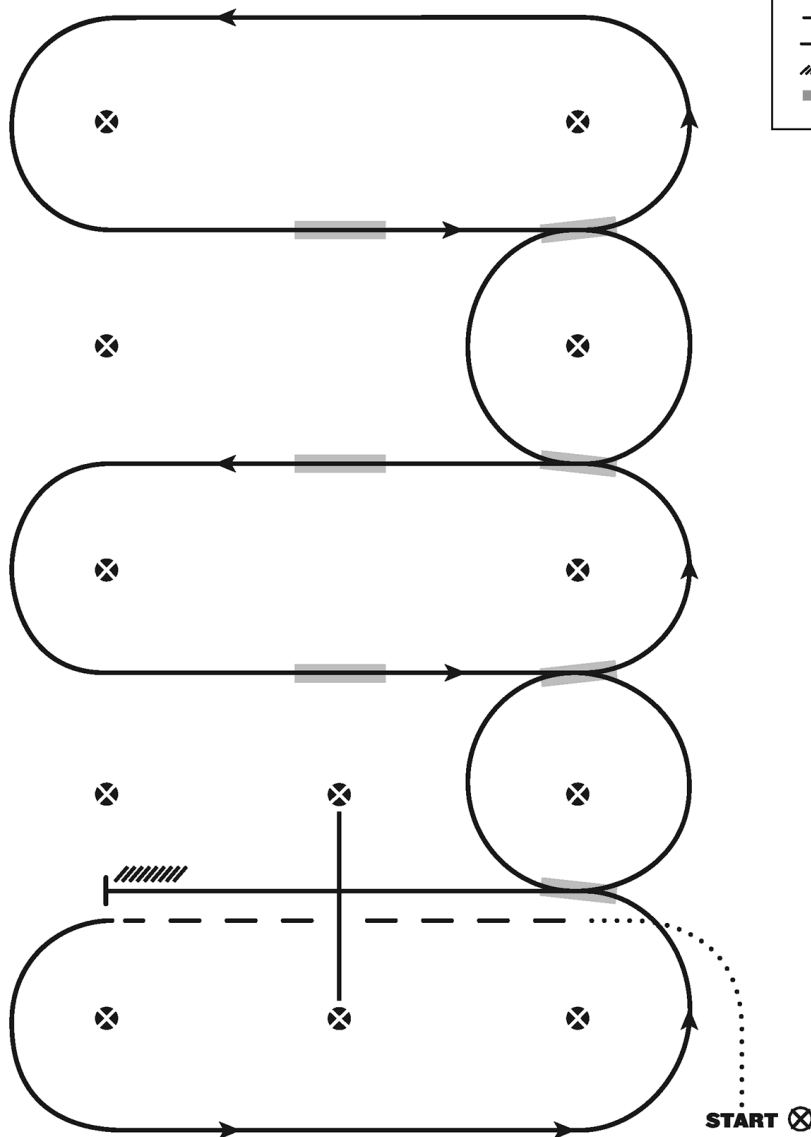
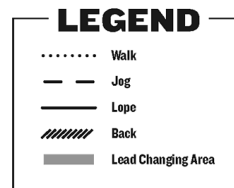
Pattern Provided by:

2024 TROPHY WESTERN RIDING

All Open, Youth, Am, Select (THURSDAY)

Show Date:

WESTERN RIDING - PATTERN 9



1. Walk at least 15 feet from start cone to the first marker, as drawn, transition to jog, jog over log.
2. Transition to the lope left lead
3. First line change
4. Second line change
5. Third line change
6. Fourth line change
7. First crossing change
8. Second crossing change
9. Third crossing change
10. Lope over log
11. Lope, stop & back

Revised 06-07-2021

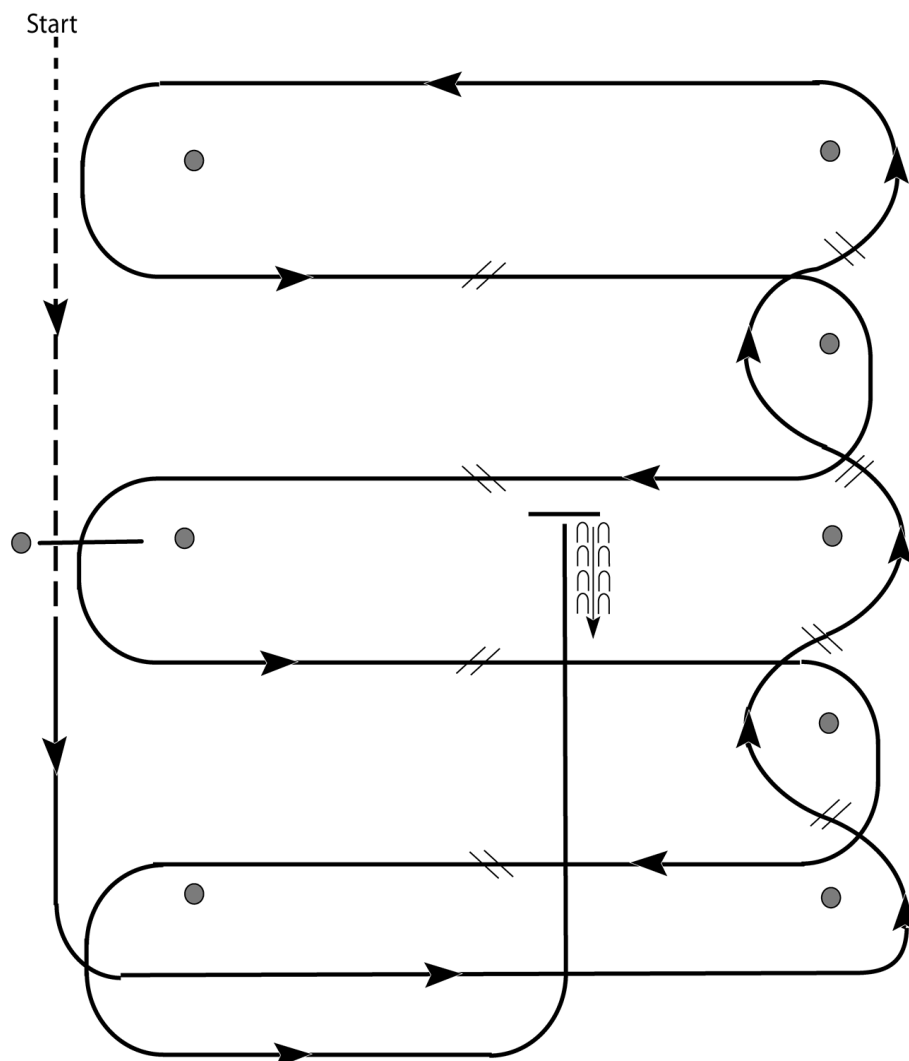
[WR/OP-9]

Pattern Provided by:

2024 TROPHY WESTERN RIDING

Open, Am, Select, Youth, Non pro, Masters (SUNDAY)

Show Date:



1. Walk and jog over log.
2. Transition to lope and lope around end.
3. First line change.
4. Second line change.
5. Third line change.
6. Fourth line change and lope around the end of the arena.
7. First crossing change.
8. Second crossing change.
9. Lope over log.
10. Third crossing change.
11. Fourth crossing change.
12. Lope up the center, stop and back.

[WR/OP-1]

Pattern Provided by: