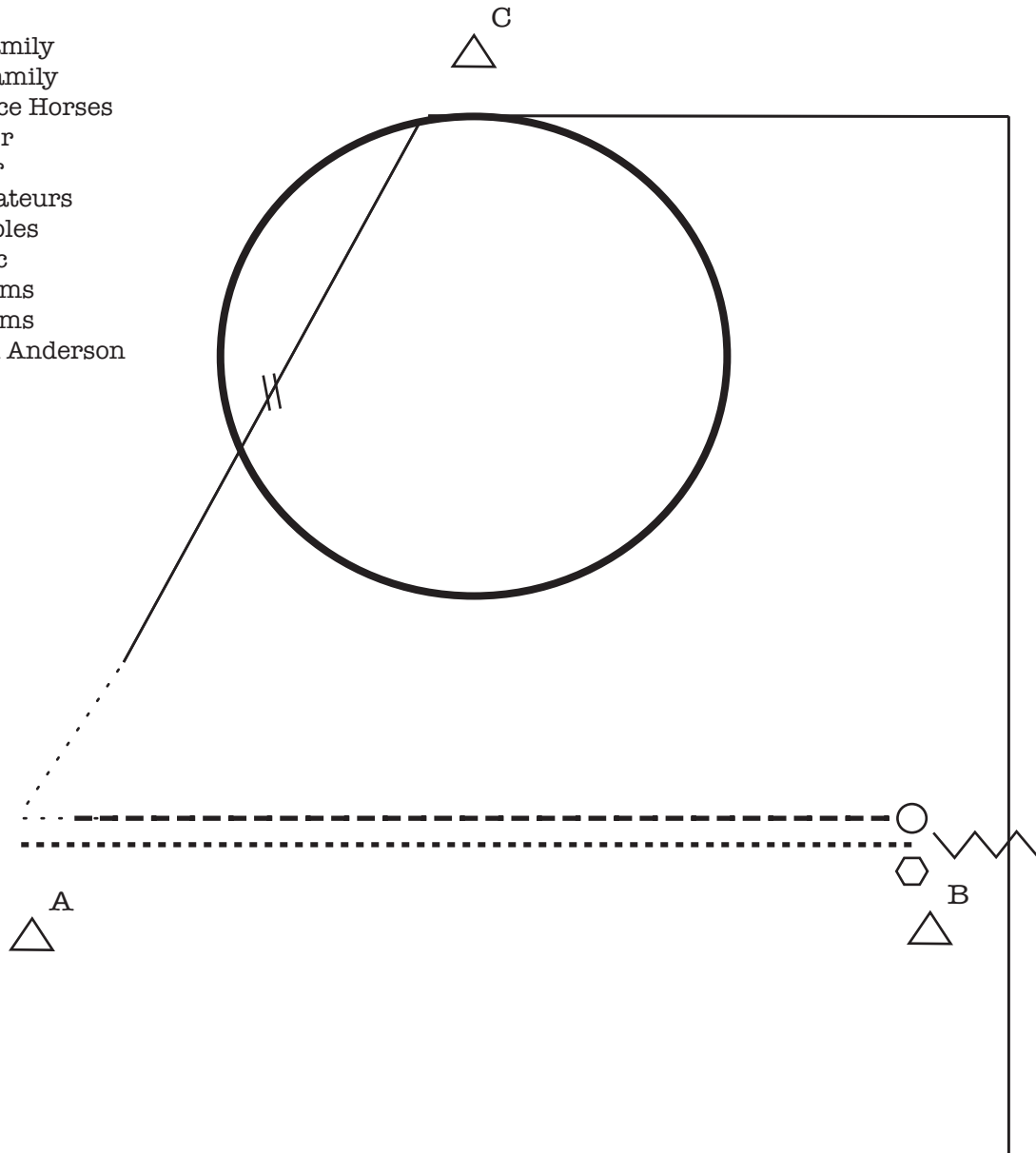


HORSEMANSHIP SHOW ONE
407 Slct Am 408 Slct Am
413 13 & U 414 14 - 18
418 AB 14 & U 419 AB 15 & O

**Thank you to our All Around
Harris Saddle Sponsors**

The Preston Family
 The Eserjose Family
 McCann Performance Horses
 Susan Miner
 Polly Hiller
 The WSQHA Amateurs
 Two Step Stables
 Mare Magic
 Deerfield Farms
 Capstone Farms
 Dennis & Key Helton Anderson



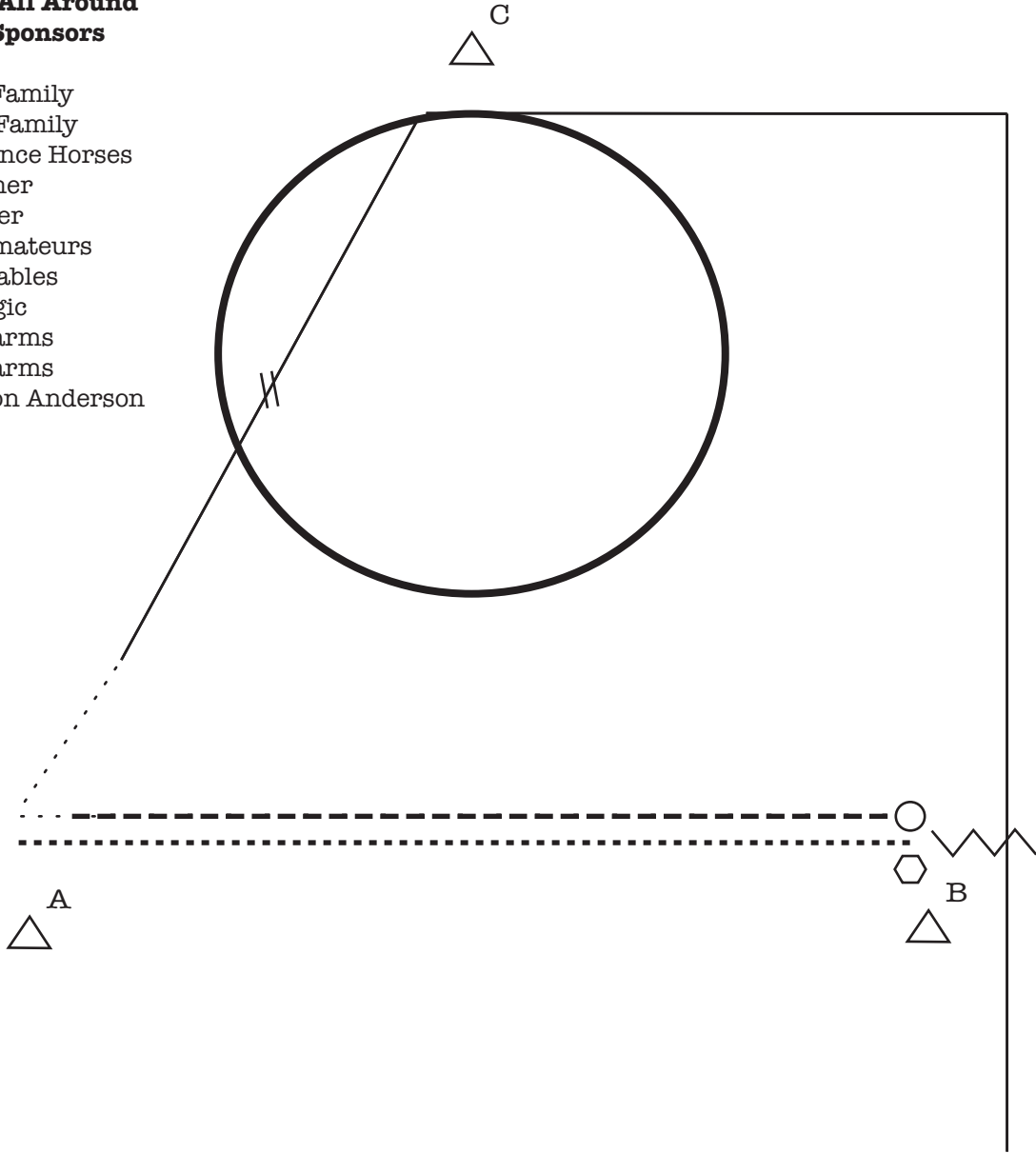
1. Jog from A to B.
2. At B stop and 1 1/2 turns to the right
3. Back one horse length and extended jog towards A
4. Walk and walk corner towards C.
5. Left lead with moderate pace and change leads half way.
6. At C gallop circle to the right.
7. Reduce speed at C and square corner towards B.
Pattern is complete passig B

WALK
 JOG/TROT
 EXTENDED JOG/TROT - - - - -
 LOPE/CANTER _____
 EXT/GALLOP _____
 STOP ◻
 BACK ↘↗↘↗
 TURN ○
 LEAD CHANGE //

HORSEMANSHIP SHOW ONE
403 Rk AM 404 Lvl 1 Am Slct 405 Lvl 1 Am
406 AB L 1 19 & O 409 Rk Yth 410 L 1 13 & U
411 L1 Yth 14-18 412 AB Lvl 1

**Thank you to our All Around
Harris Saddle Sponsors**

The Preston Family
 The Eserjose Family
 McCann Performance Horses
 Susan Miner
 Polly Hiller
 The WSQHA Amateurs
 Two Step Stables
 Mare Magic
 Deerfield Farms
 Capstone Farms
 Dennis & Key Helton Anderson

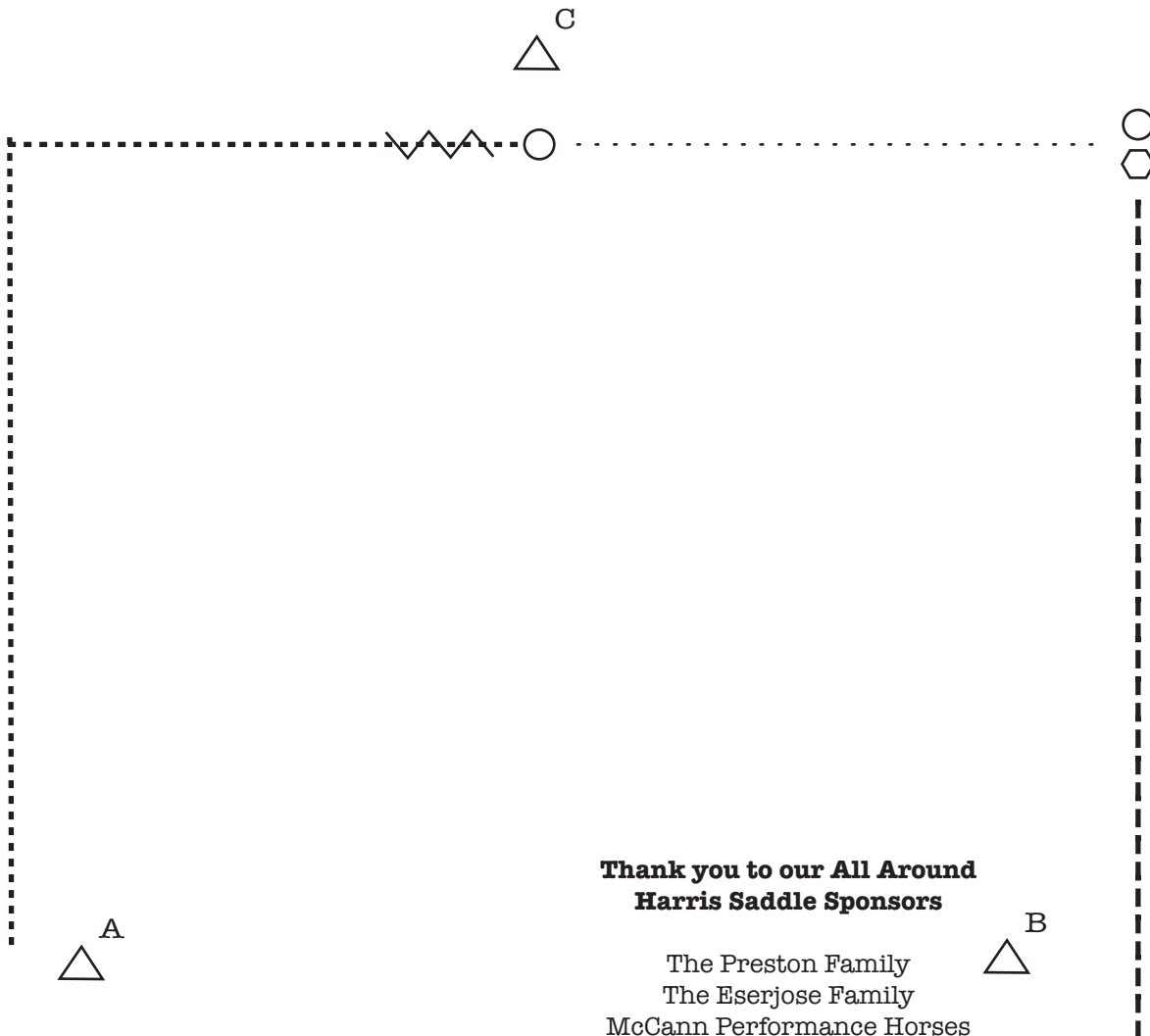


1. Jog from A to B.
2. At B stop and 1/2 turn to the right
3. Back one horse length and extended jog towards A
4. Walk and walk corner towards C.
5. Left lead with moderate pace and simple lead change half way.
6. At C increase pace through circle to the right.
7. Reduce speed at C and square corner towards B.
Pattern is complete passig B

- WALK (dotted line)
- JOG/TROT - - - - - (dashed line)
- EXTENDED JOG/TROT - - - - - (long dashed line)
- LOPE/CANTER _____ (solid line)
- EXT/GALLOP _____ (thick solid line)
- STOP ◻ (hexagon)
- BACK √ √ √ (zigzag line)
- TURN ○ (circle)
- LEAD CHANGE

HORSEMANSHIP SHOW ONE
401 AB w/t 415 L 1 yth 416 L 1 Am
417 AB

Lorem ipsum



**Thank you to our All Around
Harris Saddle Sponsors**

- The Preston Family
- The Eserjose Family
- McCann Performance Horses
- Susan Miner
- Polly Hiller
- The WSQHA Amateurs
- Two Step Stables
- Mare Magic
- Deerfield Farms
- Capstone Farms
- Dennis & Key Helton Anderson

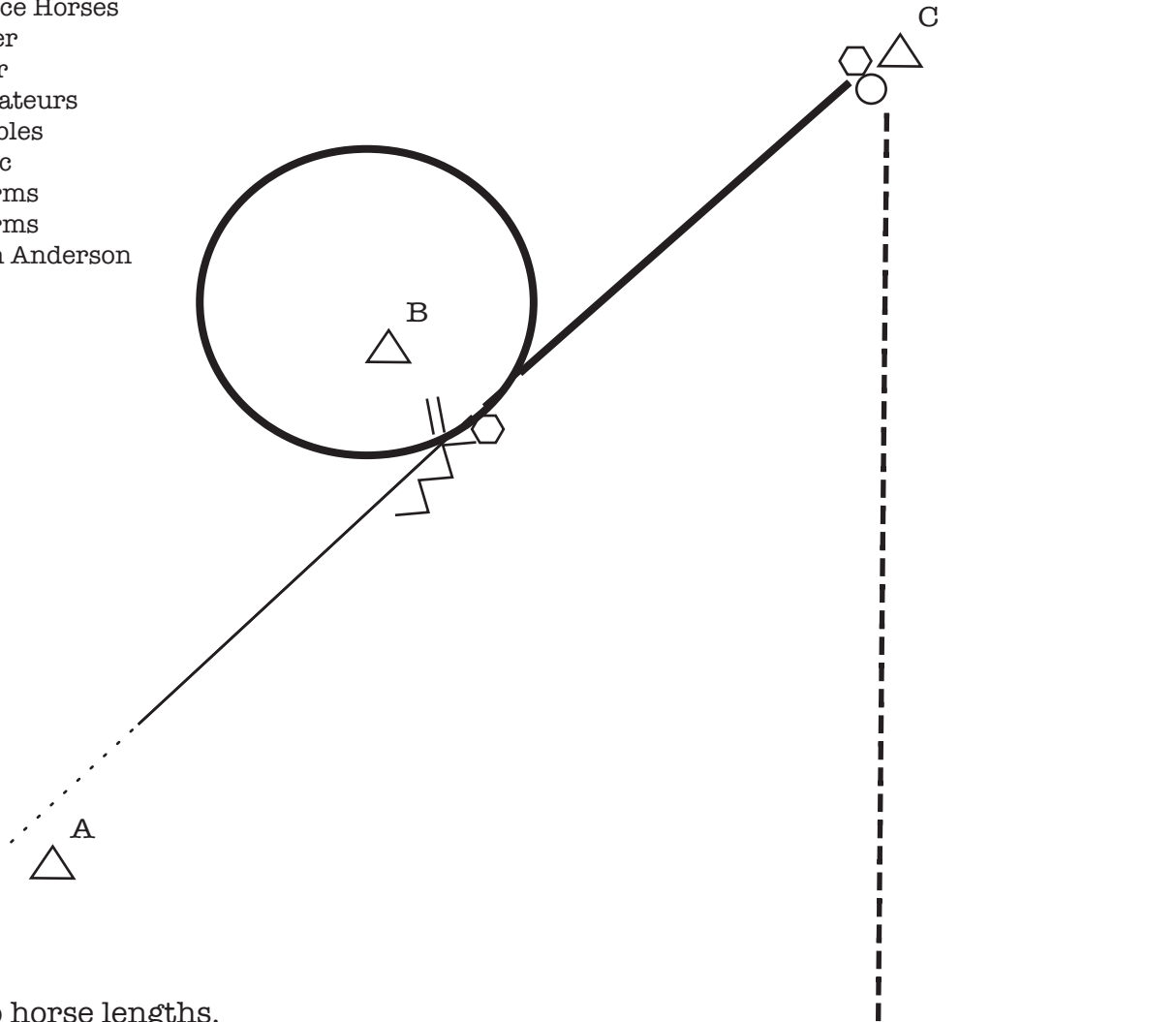
1. Jog and square corner to C.
2. At C stop and back one horse length.
3. Walk to the corner and stop.
4. Quarter turn to the right.
5. Extend the jog past B. Pattern is complete passing B.

- WALK (dotted line)
- JOG/TROT (dashed line)
- EXTENDED JOG/TROT - - - - - (long dashed line)
- LOPE/CANTER _____ (solid line)
- EXT/GALLOP _____ (thick solid line)
- STOP ◻ (hexagon)
- BACK √√√√ (zigzag line)
- TURN ○ (circle)
- LEAD CHANGE

HORSEMANSHIP SHOW TWO
407 Slct Am 408 Slct Am
413 13 & U 414 14 - 18
418 AB 14 & U 419 AB 15 & O
420 ApHC Non Pro Mstrs 50&O 421 Non Pro 35 & O
424 ApHC 13 & U 425 14-18 426 Non Pro
428 SHP Non Pro 429 SHP Yth

**Thank you to our All Around
Harris Saddle Sponsors**

The Preston Family
The Eserjose Family
McCann Performance Horses
Susan Miner
Polly Hiller
The WSQHA Amateurs
Two Step Stables
Mare Magic
Deerfield Farms
Capstone Farms
Dennis & Key Helton Anderson



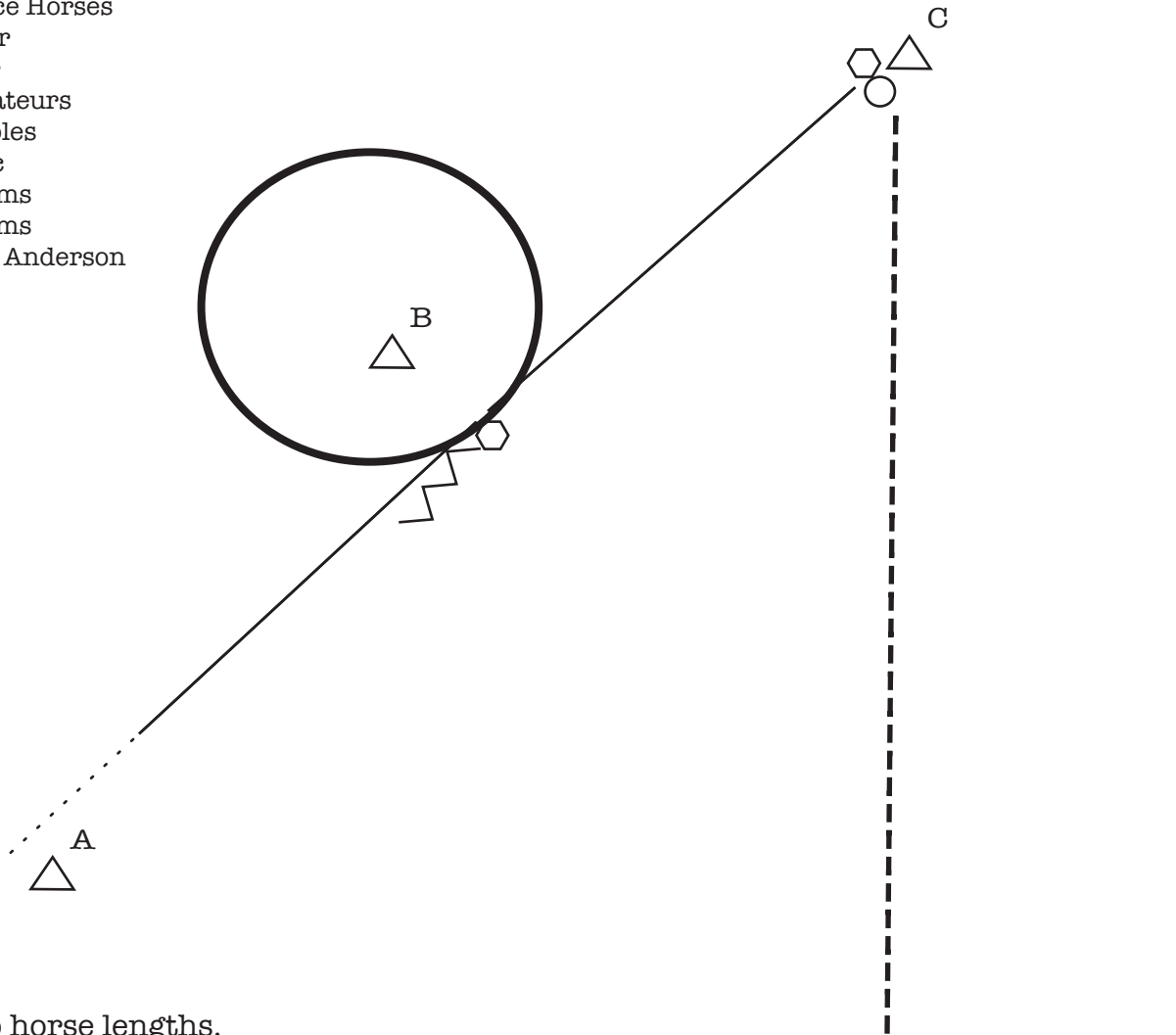
1. Walk two horse lengths.
2. Lope left lead. Stop and back at B.
3. Lope left lead circle building speed
4. Change leads at B
5. Stop at C and approx 3/4 turn to the left
6. Extend the jog. Pattern is complete passing A.

WALK
JOG/TROT
EXTENDED JOG/TROT -----
LOPE/CANTER _____
EXT/GALLOP _____
STOP ◻
BACK ↘↗↘↗
TURN ○
LEAD CHANGE ||

HORSEMANSHIP SHOW TWO
403 Rk AM 404 Lvl 1 Am Slct 405 Lvl 1 Am
406 AB L 1 19 & O 409 Rk Yth 410 L 1 13 & U
411 L1 Yth 14-18 412 AB Lvl 1 422 Nov Yth
423 Non Pro Nov

**Thank you to our All Around
Harris Saddle Sponsors**

The Preston Family
The Eserjose Family
McCann Performance Horses
Susan Miner
Polly Hiller
The WSQHA Amateurs
Two Step Stables
Mare Magic
Deerfield Farms
Capstone Farms
Dennis & Key Helton Anderson



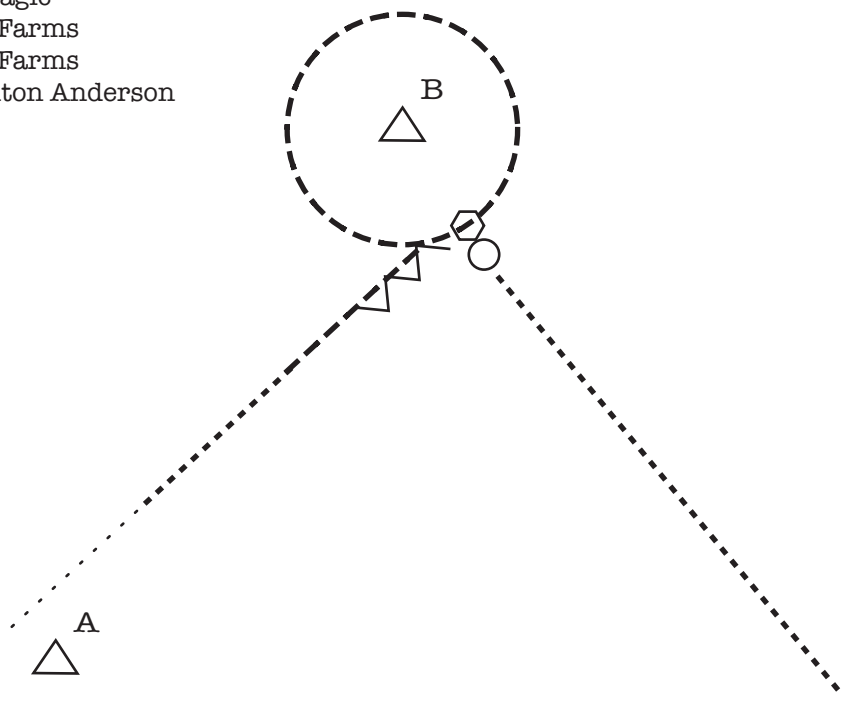
1. Walk two horse lengths.
2. Lope right lead. Stop and back at B.
3. Lope left lead circle building speed.
4. Reduce speed at B
5. Stop at C and approx 3/4 turn to the left
6. Extend the jog. Pattern is complete passing A.

WALK
JOG/TROT
EXTENDED JOG/TROT - - - - -
LOPE/CANTER _____
EXT/GALLOP _____
STOP ◻
BACK √
TURN ○
LEAD CHANGE ||

HORSEMANSHIP SHOW TWO
401 AB w/t 415 L 1 yth 416 L 1 Am
417 AB 402 ApHC 10 & U
427 Non Pro

**Thank you to our All Around
Harris Saddle Sponsors**

The Preston Family
The Eserjose Family
McCann Performance Horses
Susan Miner
Polly Hiller
The WSQHA Amateurs
Two Step Stables
Mare Magic
Deerfield Farms
Capstone Farms
Dennis & Key Helton Anderson



1. Walk two horse lengths.
2. Jog to B building speed.
3. Circle B at the extended jog.
4. At B stop and back.
5. 1/4 turn right and jog away. Pattern is complete passing A.

WALK
JOG/TROT - - - - -
EXTENDED JOG/TROT - - - - -
LOPE/CANTER _____
EXT/GALLOP _____
STOP ◡
BACK √ √ √ √
TURN ○
LEAD CHANGE ||