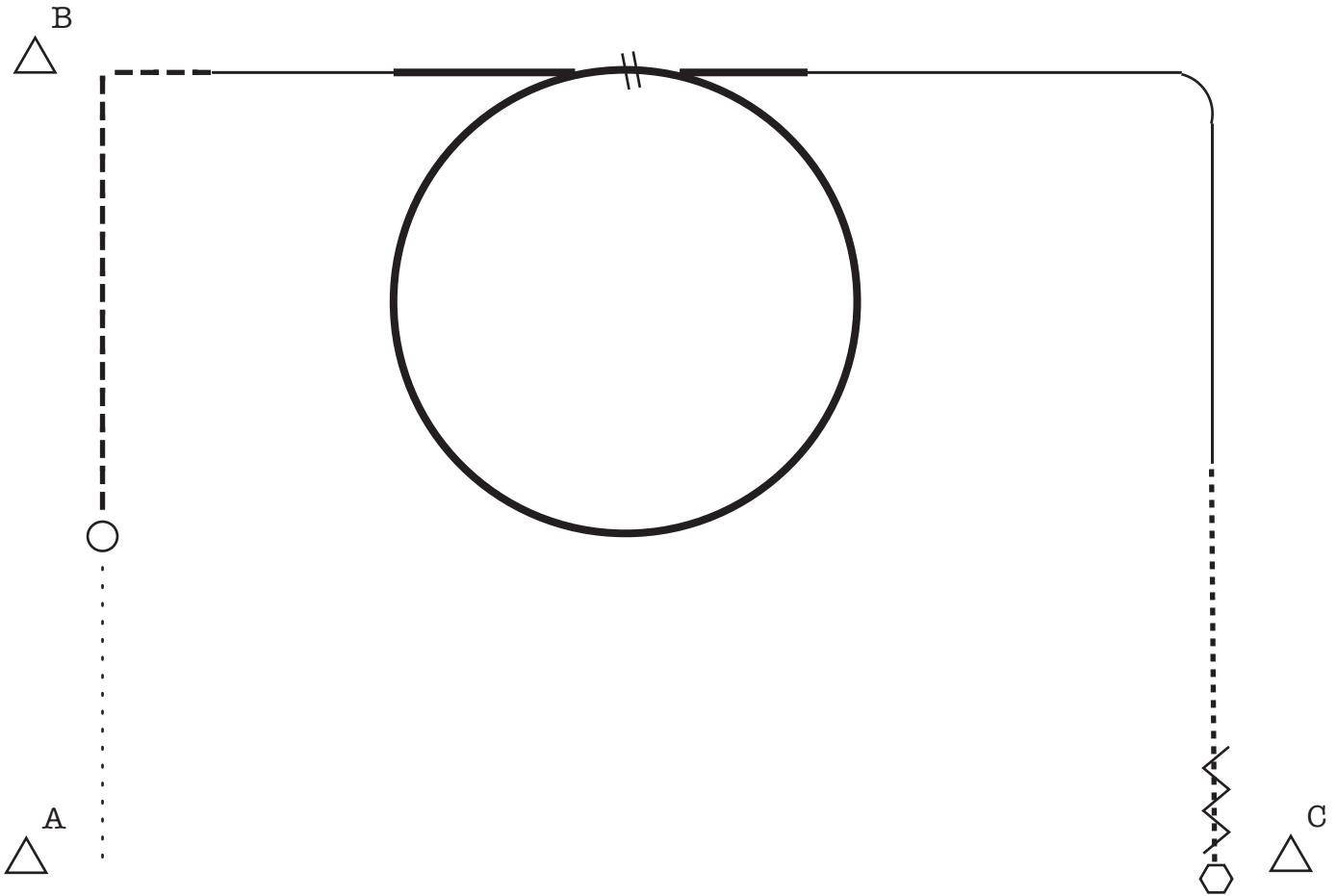


Horsemanship

Youth, Amateur, Select
All Breed Youth, Non Pro



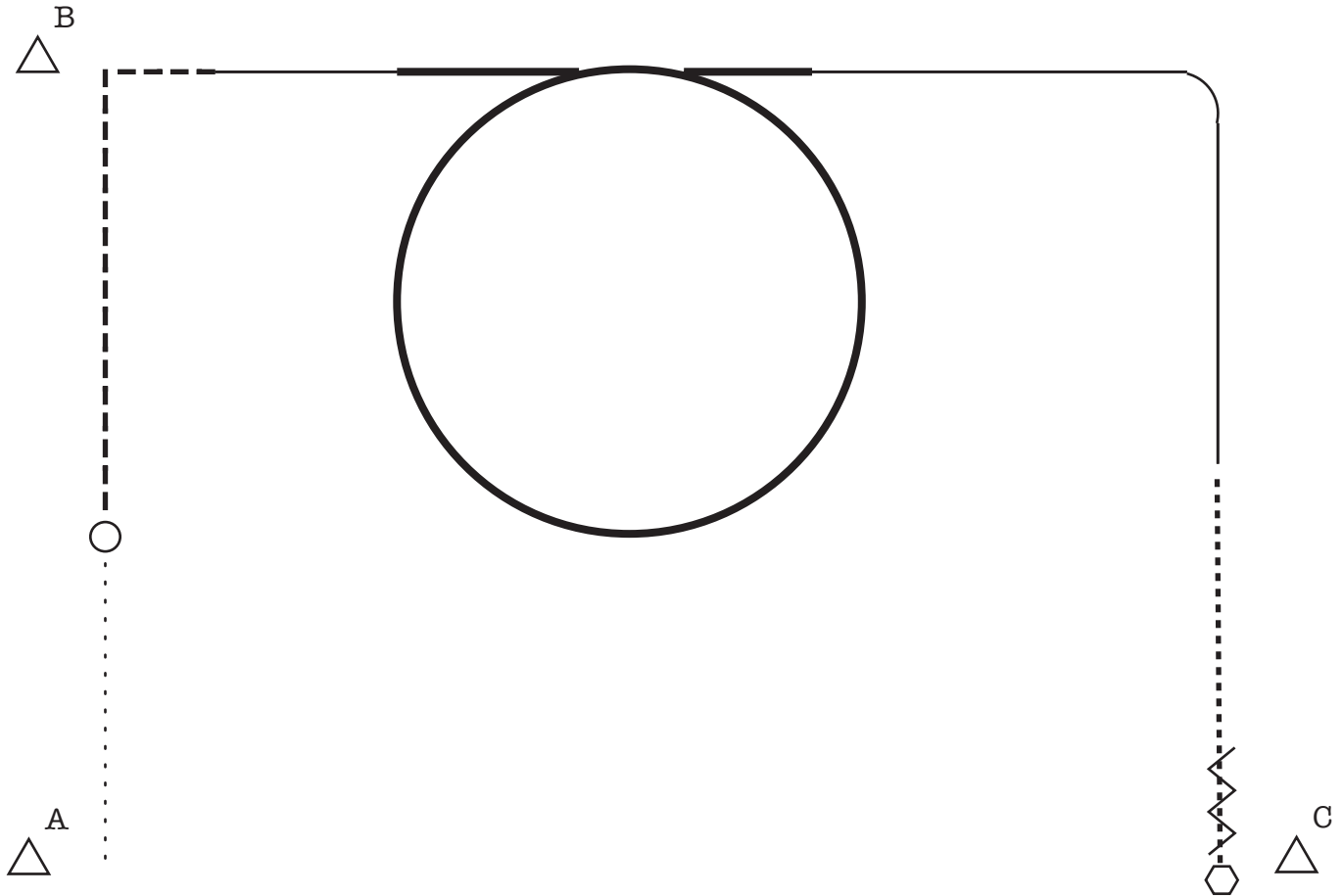
1. Be ready at cone A. Walk with a moderate pace halfway to cone B.
2. When halfway to cone B stop and execute a full turn to the right and extend jog.
3. Extended jog square corner at B and lope right lead.
4. Build into an extended lope and circle to the right.
5. At the close of the circle change leads
6. Reduce speed and counter canter corner.
7. Jog halfway to C.
8. At C stop and back.

WALK ········
 JOG/TROT ········
 EXTENDED JOG/TROT - - - - -
 LOPE/CANTER _____
 EXT/GALLOP _____
 STOP ◻
 BACK ↘ ↗ ↘ ↗
 TURN ○
 LEAD CHANGE ||

Horsemanship

All Rookie & Level One

All Breed Level One

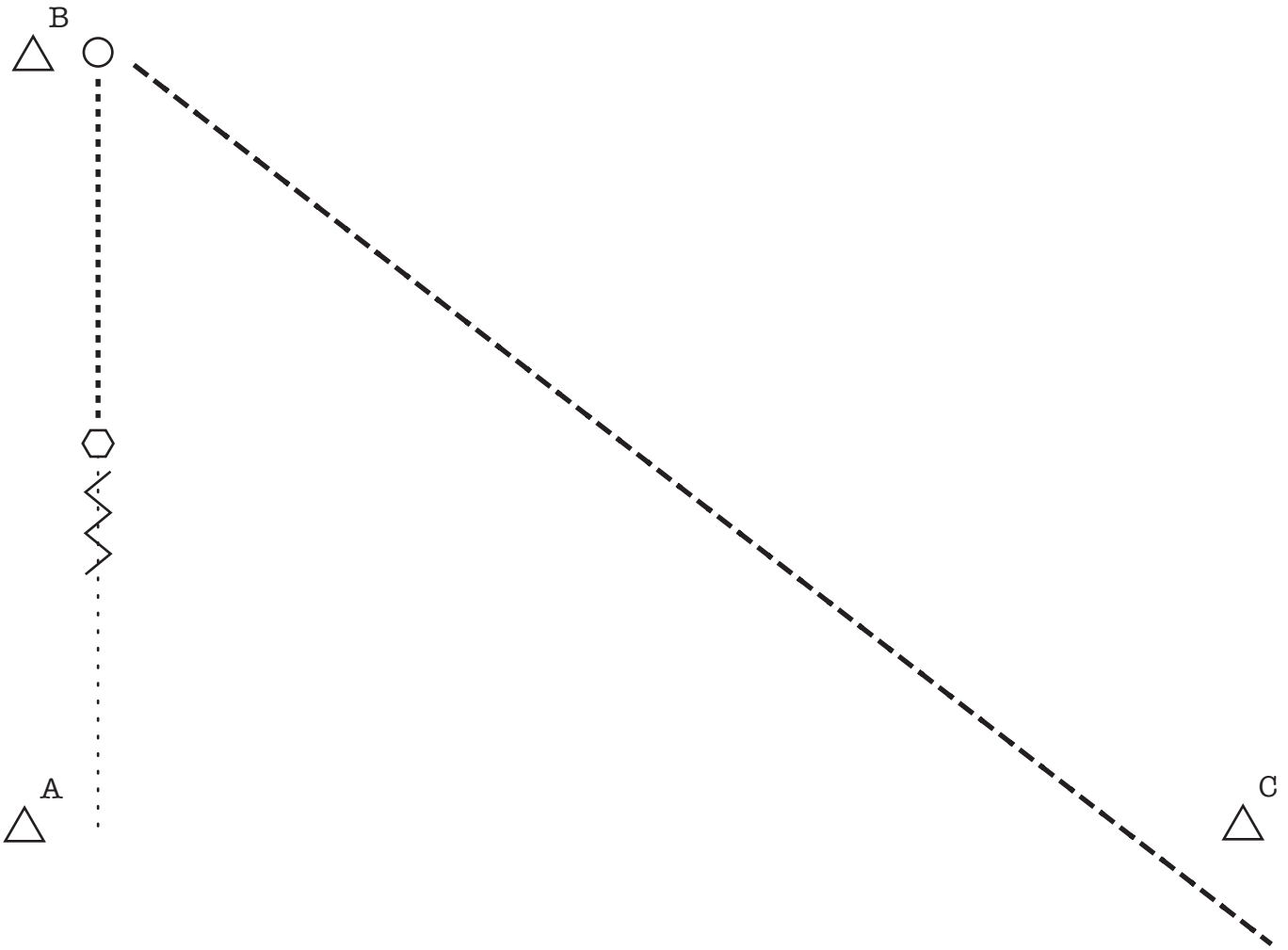


1. Be ready at cone A. Walk with a moderate pace halfway to cone B.
2. When halfway to cone B stop and execute a full turn to the right and extended jog.
3. Extended jog a square corner at B and lope right lead.
4. Build into an extended lope and circle to the right.
5. Reduce speed and lope corner.
6. Jog halfway to C.
7. At C stop and back.

WALK
 JOG/TROT
 EXTENDED JOG/TROT - - - - -
 LOPE/CANTER _____
 EXT/JALLOP _____
 STOP ◻
 BACK ↘ ↙
 TURN ○
 LEAD CHANGE ||

Horsemanship

All Walk Trot

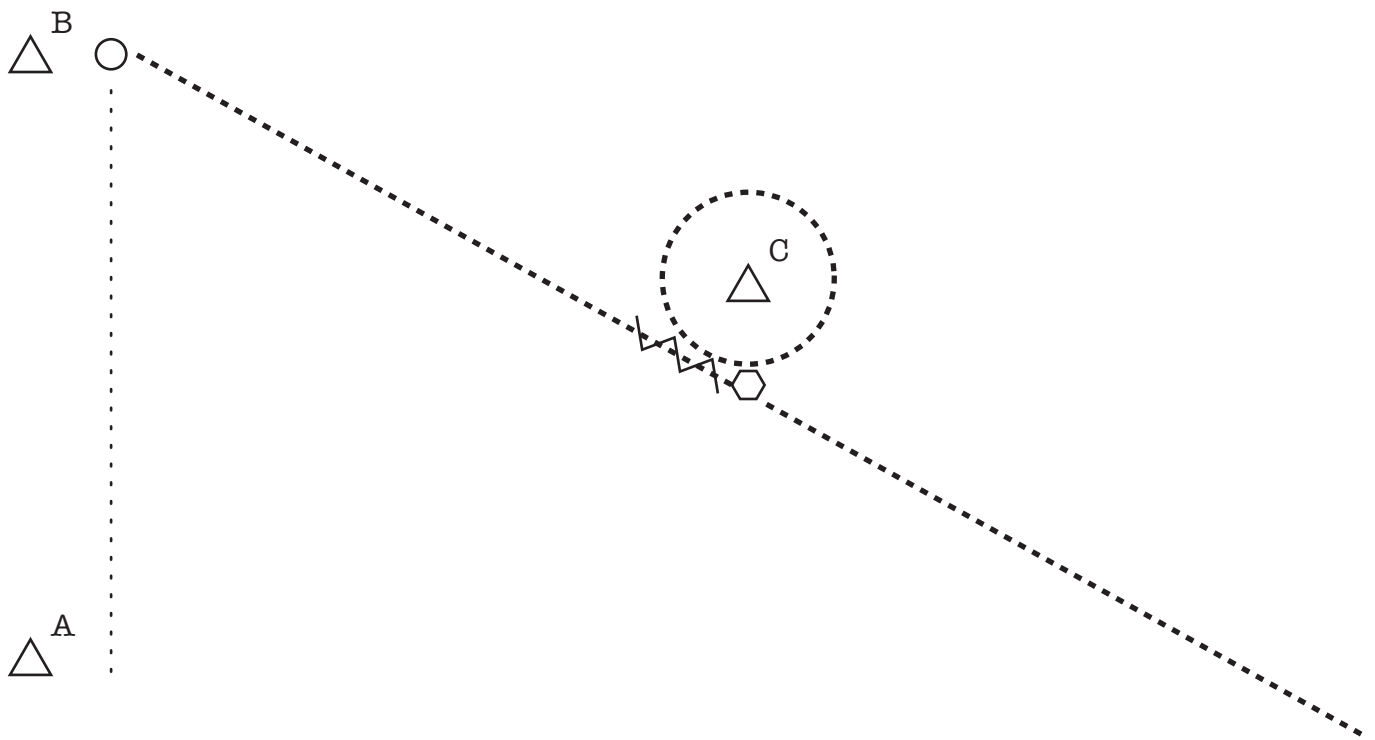


1. Be ready at cone A.
2. Walk halfway to cone B, stop and back.
3. Jog to cone B. Stop and turn approx 3/4 facing C.
4. Extend the jog past C.

WALK ······
 JOG/TROT ······
 EXTENDED JOG/TROT - - - - -
 LOPE/CANTER _____
 EXT/GALLOP _____
 STOP ◻
 BACK √ √ √ √
 TURN ○
 LEAD CHANGE ||

Showmanship

Youth, Amateur, Select
All Breed Youth, Non Pro

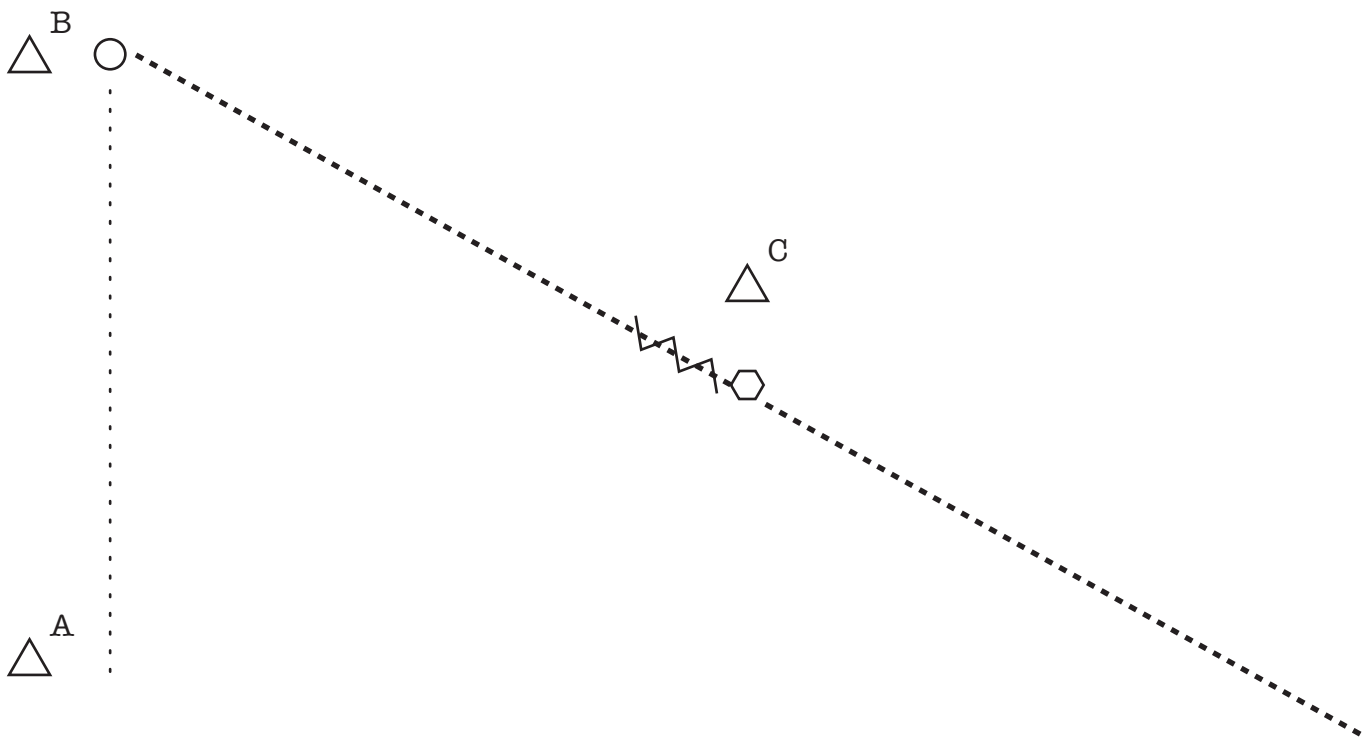


1. Be ready at cone A. Walk half way to cone B and extend the walk to B.
2. At B Stop and set up for inspection.
3. When excused execute approx 1 1/4 turn facing C
4. Trot to C. At C stop and back,
5. Trot a circle around C to the left and trot off pattern

WALK
 JOG/TROT
 EXTENDED JOG/TROT - - - - -
 LOPE/CANTER _____
 EXT/GALLOP _____
 STOP ◡
 BACK ↘↗
 TURN ○
 LEAD CHANGE ||

Showmanship

All Rookie and Level One
All Breed Level One

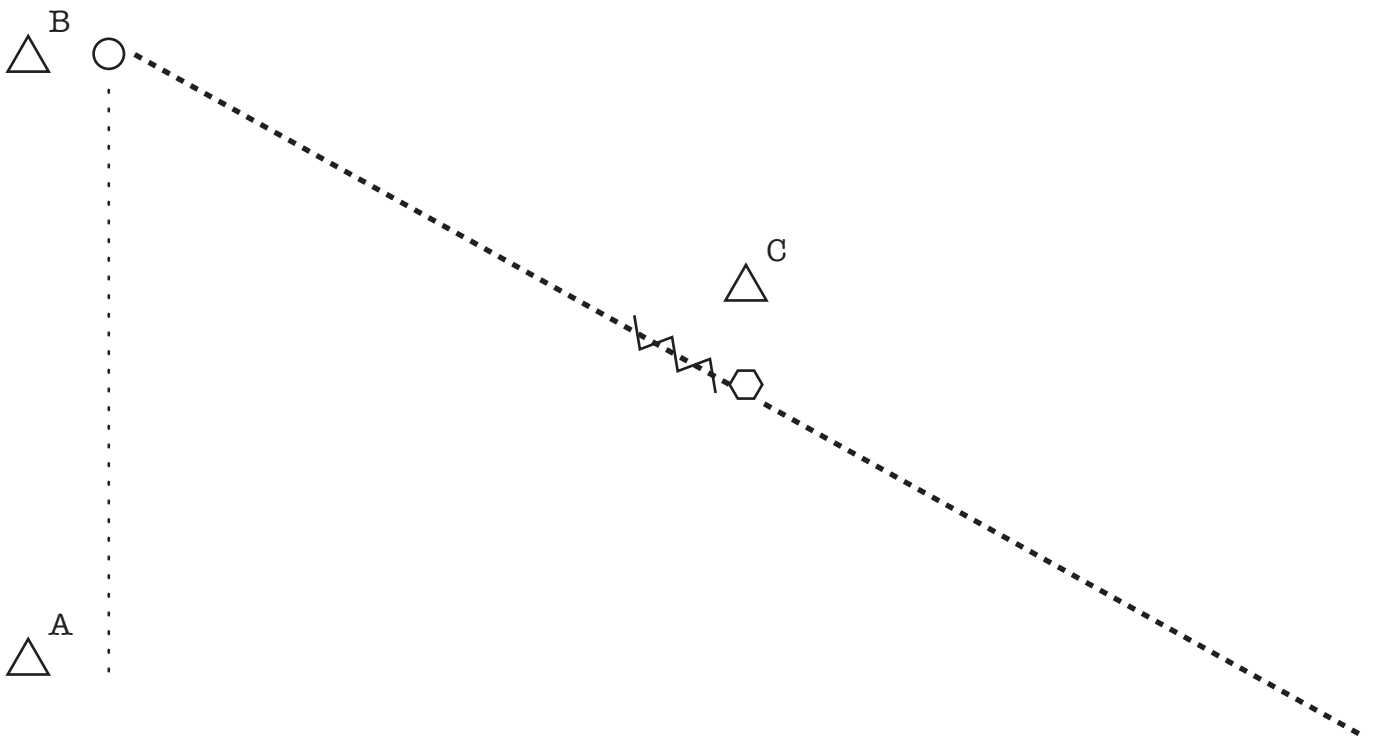


1. Be ready at cone A. Walk half way to cone B and extend the walk to B.
2. At B Stop and set up for inspection.
3. When excused execute approx 1 1/4 turn facing C
4. Trot to C.
5. At C stop and back, trot away

- WALK ······
- JOG/TROT ······
- EXTENDED JOG/TROT - - - - -
- LOPE/CANTER _____
- EXT/GALLOP _____
- STOP ◡
- BACK ↘↗↘↗
- TURN ○
- LEAD CHANGE ||

Showmanship

All Walk Trot

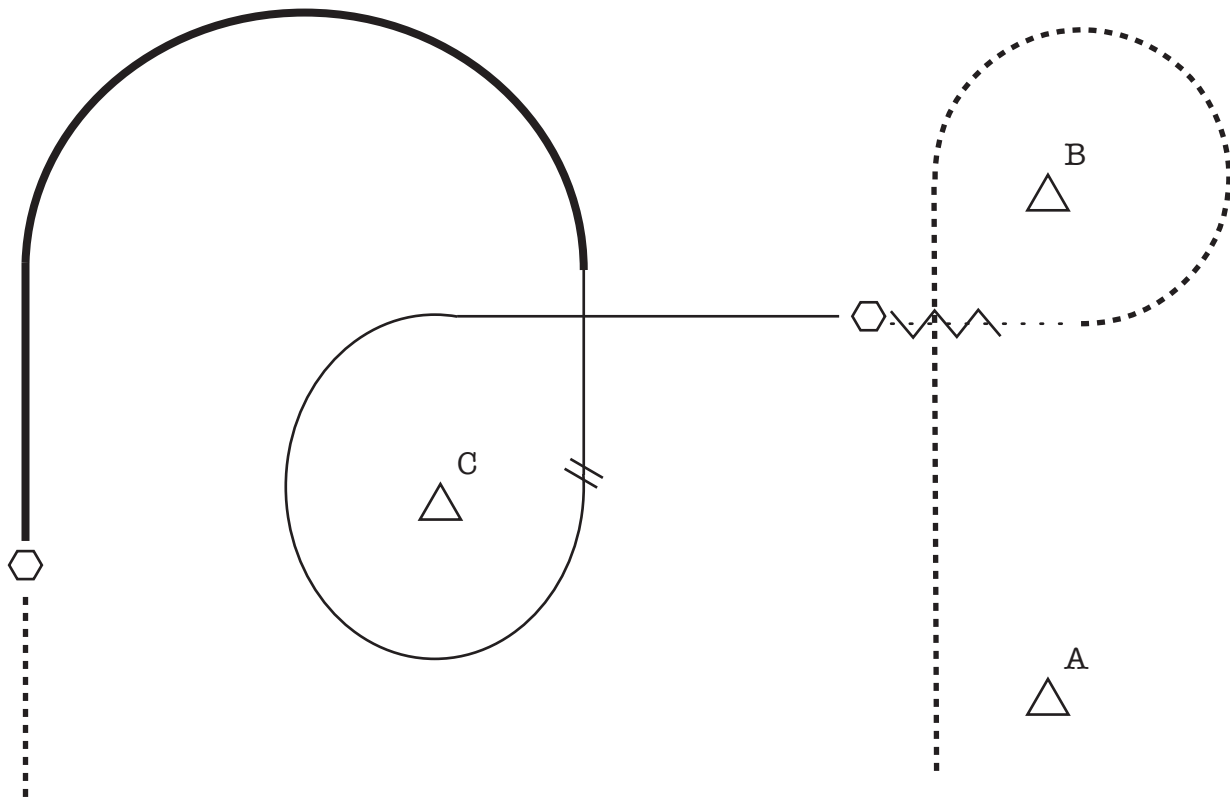


1. Be ready at cone A. Walk to cone B.
2. At B Stop and set up for inspection.
3. When excused execute approx 1 1/4 turn facing C
4. Trot to C.
5. At C stop and back, trot away

- WALK ······
- JOG/TROT - - - - -
- EXTENDED JOG/TROT - - - - -
- LOPE/CANTER _____
- EXT/GALLOP _____
- STOP ◻
- BACK ↘↗↘↗
- TURN ○
- LEAD CHANGE ||

Equitation

Amateur, Youth & Select
All Breed Youth, Non Pro

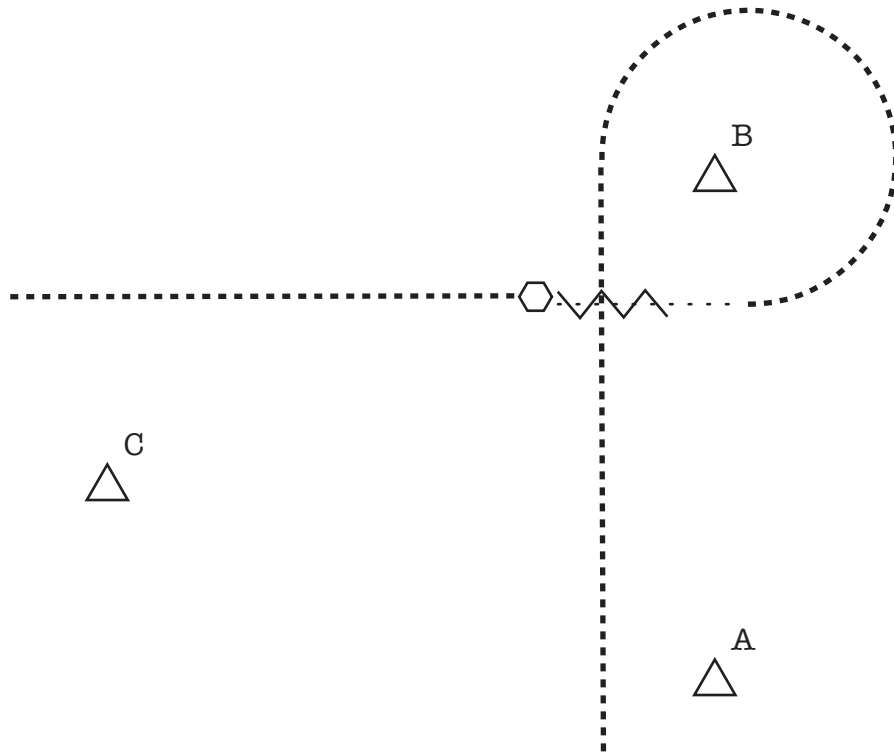


1. Be ready at A. Posting trot right diagonal, change diagonals half way.
2. Circle B and walk 1 horse length at B.
3. Stop and Back.
4. Right lead counter canter around C.
5. Change leads at C and build into a gallop.
6. Halt a C and hesitate, sitting trot away

WALK ······
 JOG/TROT ······
 EXTENDED JOG/TROT - - - - -
 LOPE/CANTER _____
 EXT/GALLOP _____
 STOP ◻
 BACK √ √ √ √
 TURN ○
 LEAD CHANGE ||

Equitation

All Walk Trot



1. Be ready at A. Posting trot right diagonal.
2. At B, change to left diagonal.
3. Circle B and walk 1 horse length at B.
4. Stop and Back.
5. Sitting trot, pattern is complete passing C.

WALK ········
 JOG/TROT ········
 EXTENDED JOG/TROT - - - - -
 LOPE/CANTER _____
 EXT/GALLOP _____
 STOP ◻
 BACK ↘ ↙ ↘ ↙
 TURN ○
 LEAD CHANGE ||

