

2023 No Silver No Sequins

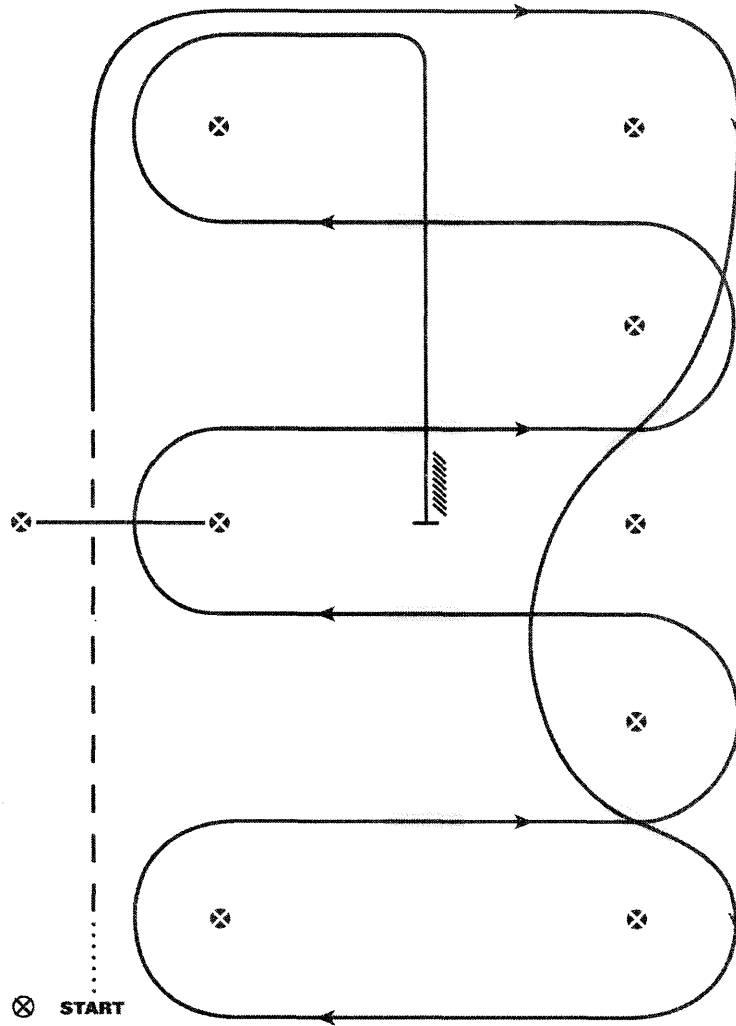
CLASS 100-101-102-103-104-106-109-110-112-113

Show Date:

LEVEL I WESTERN RIDING PATTERN 6

LEGEND

.....	Walk
- - - -	Jog
————	Lope
////	Back
~~~~~	Lead Changing Area



1. Walk at least 15 feet from start cone to the first marker, transition to jog, jog over log.
2. Transition to the lope right lead & lope around end
3. First line change
4. Second line change, lope around the end of arena
5. First crossing change
6. Second crossing change
7. Lope over log
8. Third crossing change
9. Fourth crossing change
10. Lope up the center, stop & back

Revised 06-07-2021

[WR/GP-6]

Pattern Provided by:  
**SHOW ONE**

# 2023 No Silver No Sequins

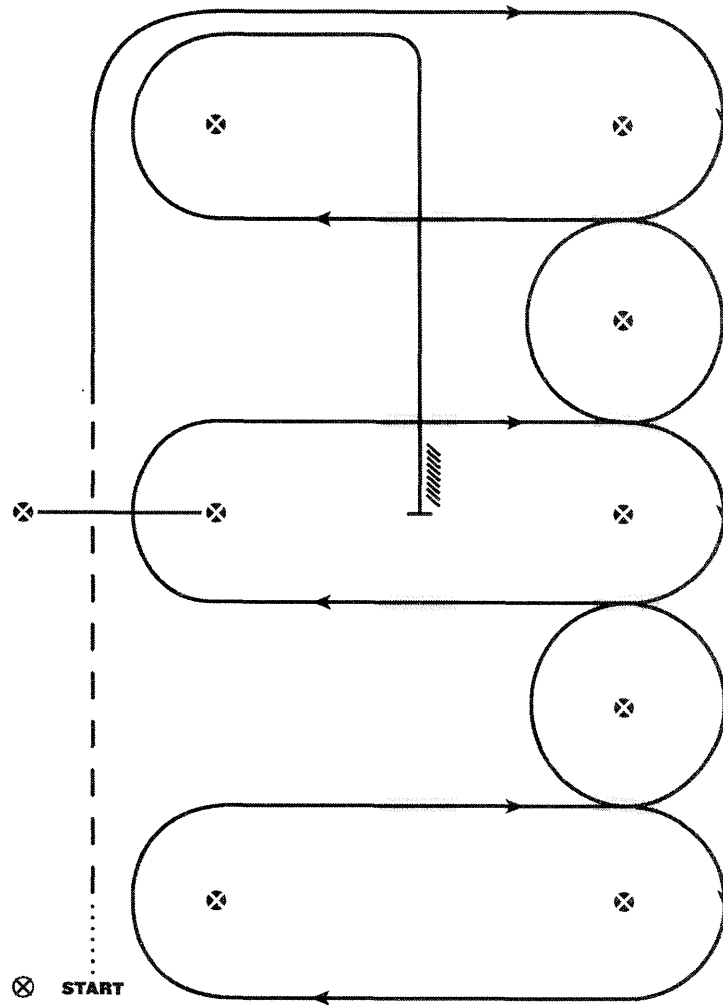
CLASS 105-107-108-111-114-115-116-117-118-119

Show Date:

## WESTERN RIDING - PATTERN 6

### LEGEND

.....	Walk
- - - -	Jog
————	Lope
////	Back
~~~~~	Lead Changing Area



1. Walk at least 15 feet from start cone to the first marker, transition to jog, jog over log
2. Transition to the lope right lead & lope around end
3. First line change
4. Second line change
5. Third line change
6. Fourth line change lope around the end of arena
7. First crossing change
8. Second crossing change
9. Lope over log
10. Third crossing change
11. Fourth crossing change
12. Lope up the center, stop & back

Revised 06-07-2021

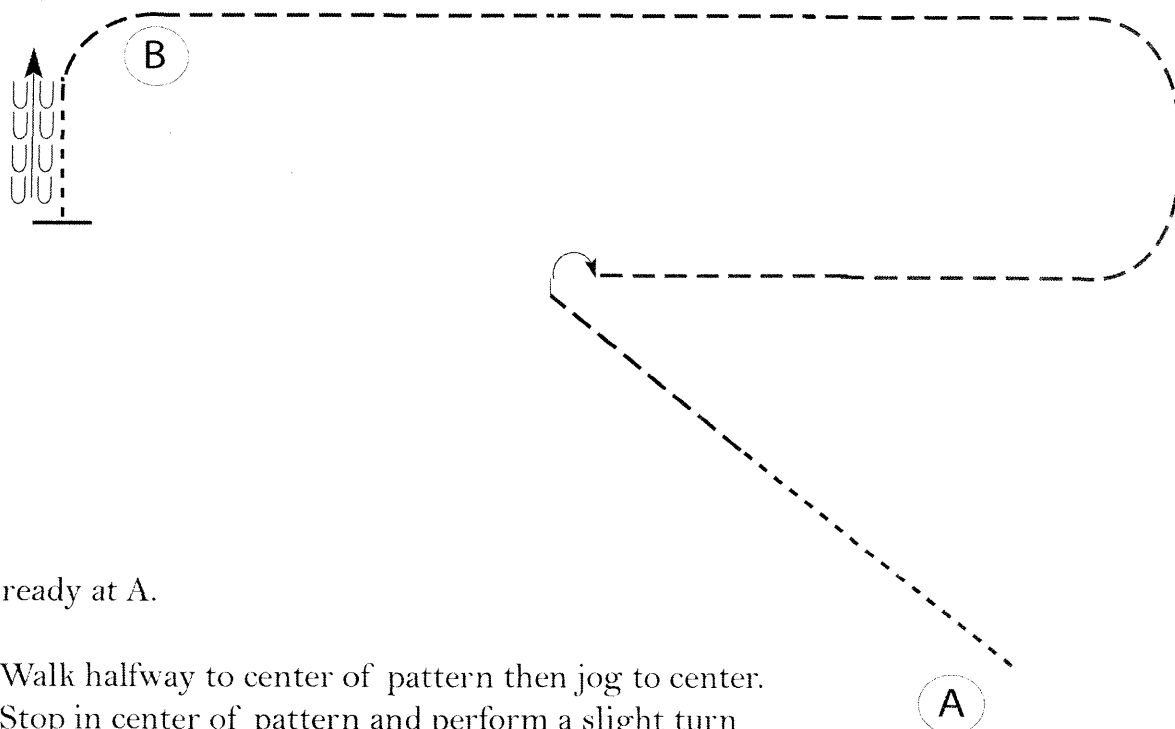
[WR/OP-6]

Pattern Provided by:
SHOW ONE

2023 No Silver No Sequins

CLASS 120-121-122-134-135-136 (WALK TROT HMS)

Show Date:



Be ready at A.

1. Walk halfway to center of pattern then jog to center.
2. Stop in center of pattern and perform a slight turn right.
3. Jog in a half circle towards B as shown.
4. Jog around B.
5. Break to the walk and walk one horse length.
6. Stop and back approximately one horse length.
7. Exit at a walk or jog.

Follow the instructions of your ring steward.

Walk	-----
Jog	- - - - -
Extended Jog	— — — —
Lope	
Lead Change	
Back	
Marker	

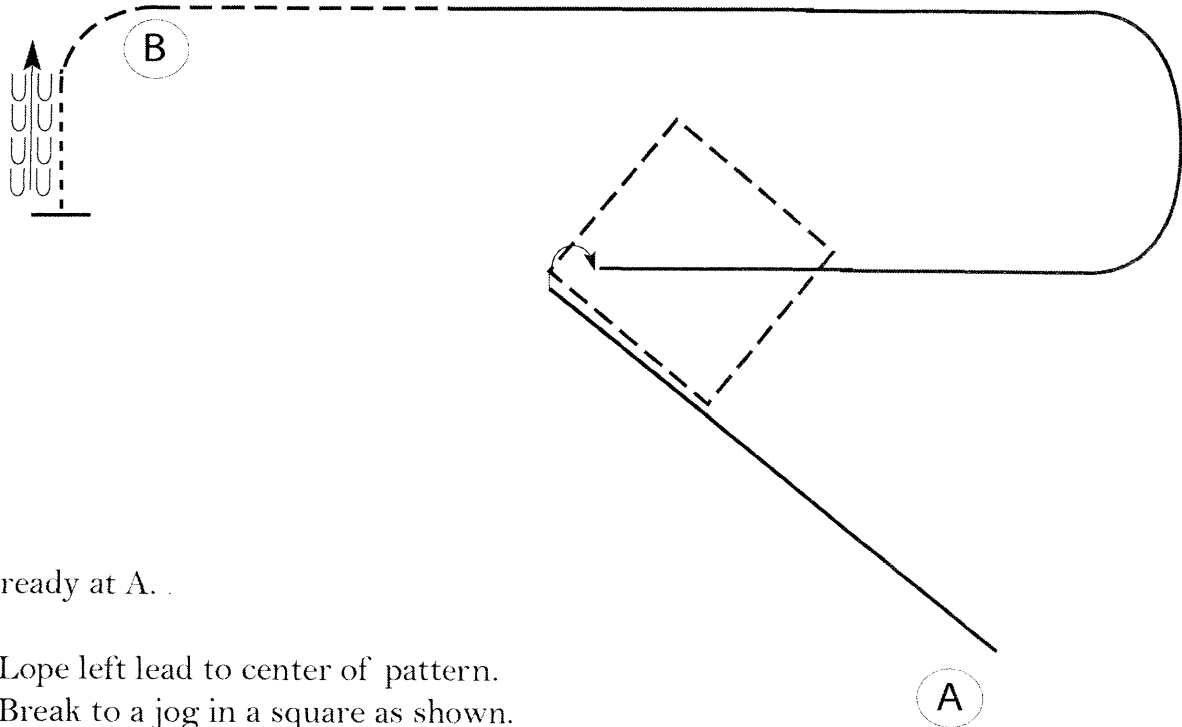
[WH/WT-105]

Pattern Provided by:
SHOW ONE

2023 No Silver No Sequins

CLASS 123-124-126-129-130-131-137-138-144 (RK, L1 YTH, AM & NOV)

Show Date:



Be ready at A.

1. Lope left lead to center of pattern.
2. Break to a jog in a square as shown.
3. Stop in center of pattern and perform a slight turn right.
4. Lope on the left lead towards B as shown.
5. Break to the jog when 20 feet from B. Jog around B.
6. Break to the walk and walk one horse length.
7. Stop and back approximately one horse length.
8. Exit at a walk or jog.

Follow the instructions of your ring steward.

Walk
Jog	-----
Extended Jog	- - - - -
Lope	—————
Lead Change	———/———
Back	←———
Marker	Ⓚ

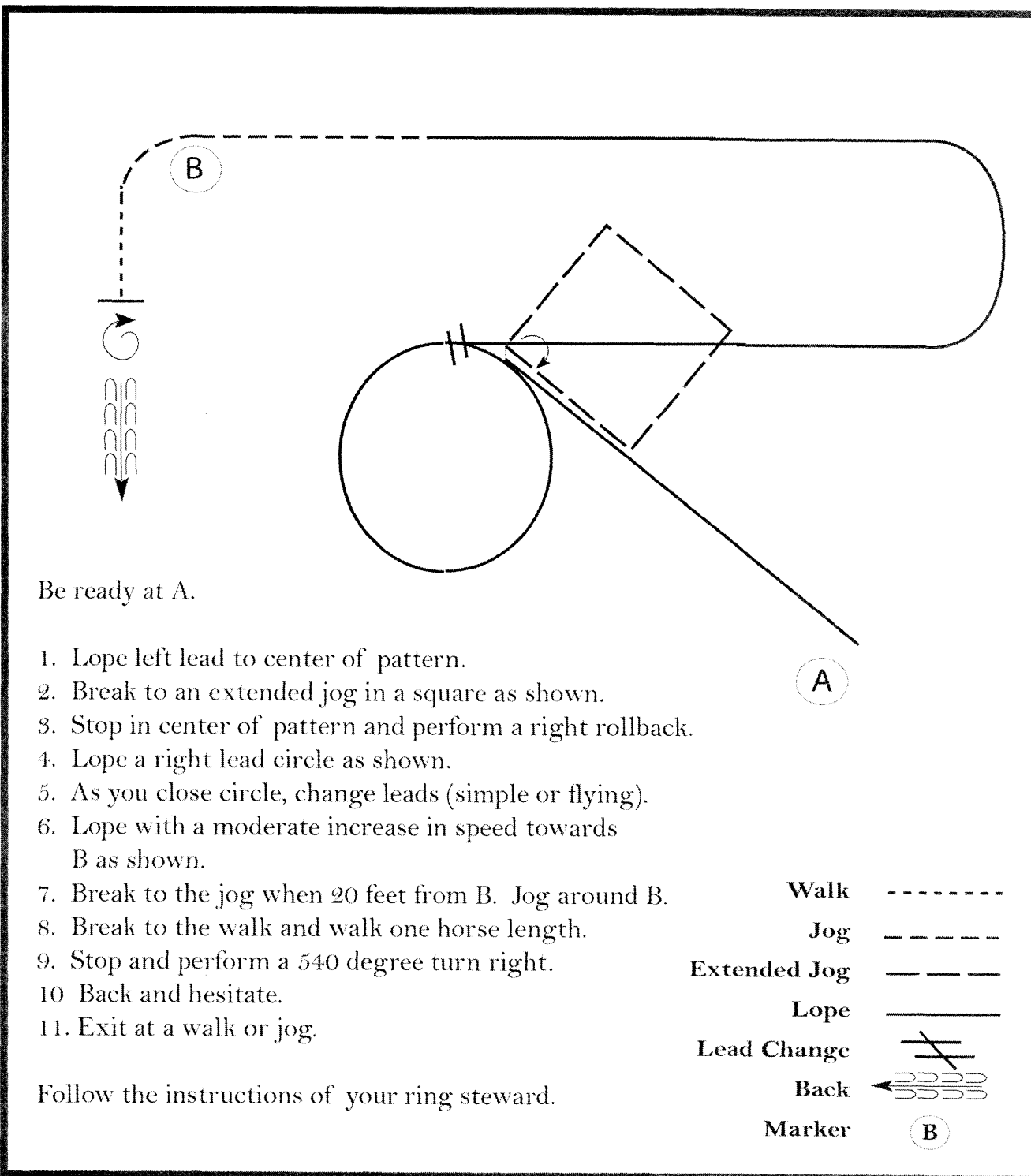
[WH/1-105]

Pattern Provided by:
SHOW ONE

2023 No Silver No Sequins

S 127-128-132-133-139-140-141-142-143-145-146-147 (YTH, AM, SLCT, I

Show Date:



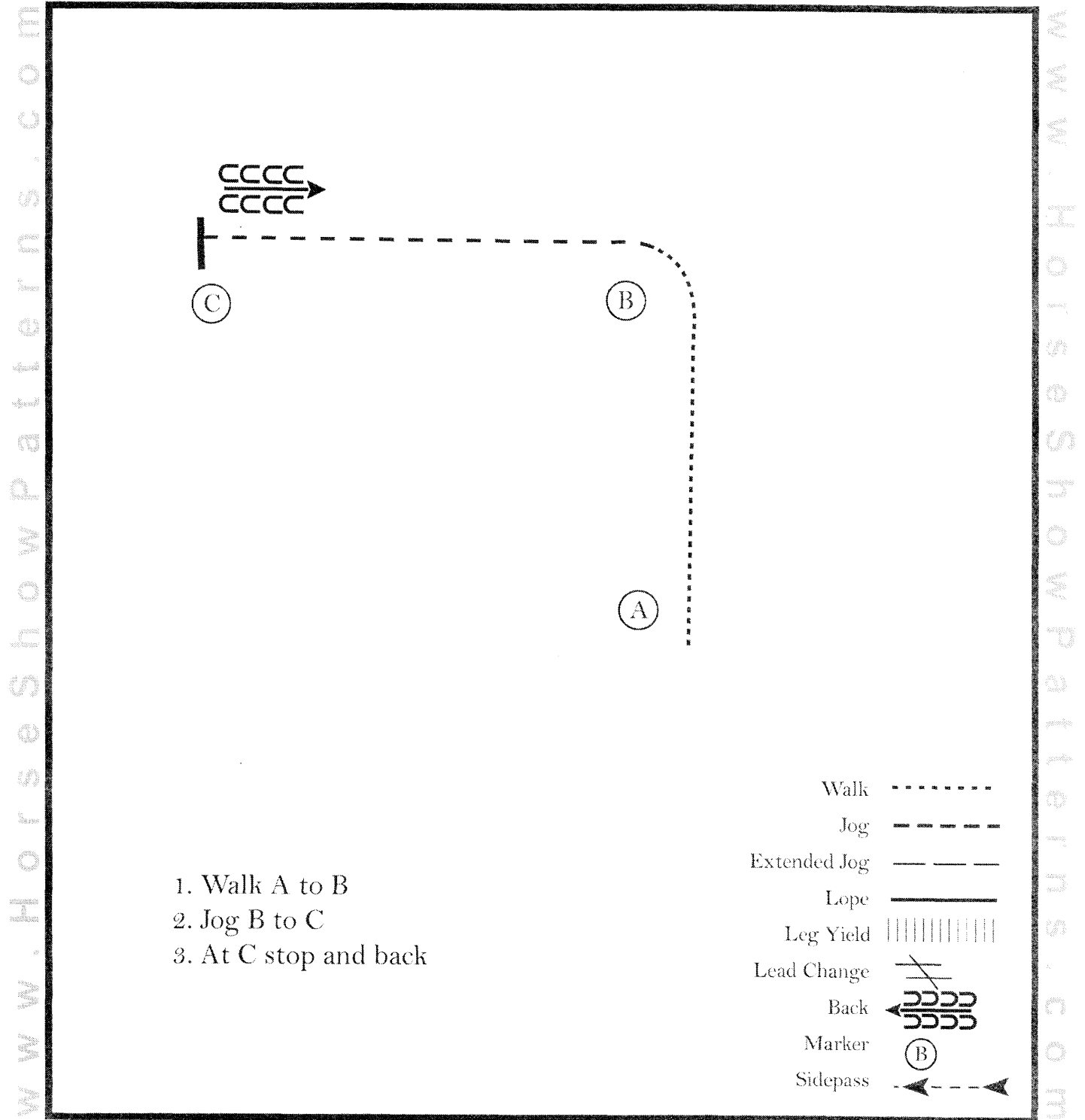
[WH/3-105]

Pattern Provided by:
SHOW ONE

2023 No Silver No Sequins

CLASS 327 (WALK TROT BAREBACK)

Show Date:



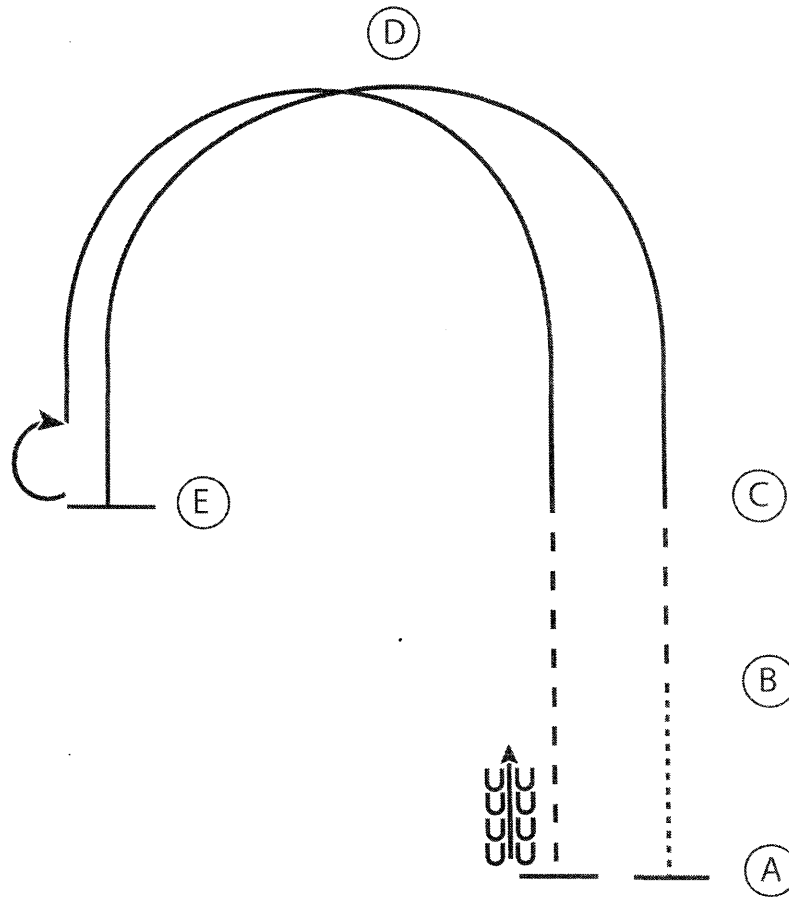
[WH/WT-4]

Pattern Provided by:
SHOW ONE

2023 No Silver No Sequins

CLASS 328-329 (BAREBACK)

Show Date:



1. Walk A to B
2. At B jog to C
3. At C lope on the left lead in a half circle to E
4. Stop at E and perform a 180 degree turn to the right
5. Lope on the right lead in a half circle to C
6. At C jog to A
7. At A stop and back 4 steps

Walk
Jog	- - - - -
Extended Jog	- - - - -
Lope	—————
Leg Yield	
Lead Change	↗ ↘
Back	←←←←←
Marker	⊙ (B)
Sidepass	← - - - - →

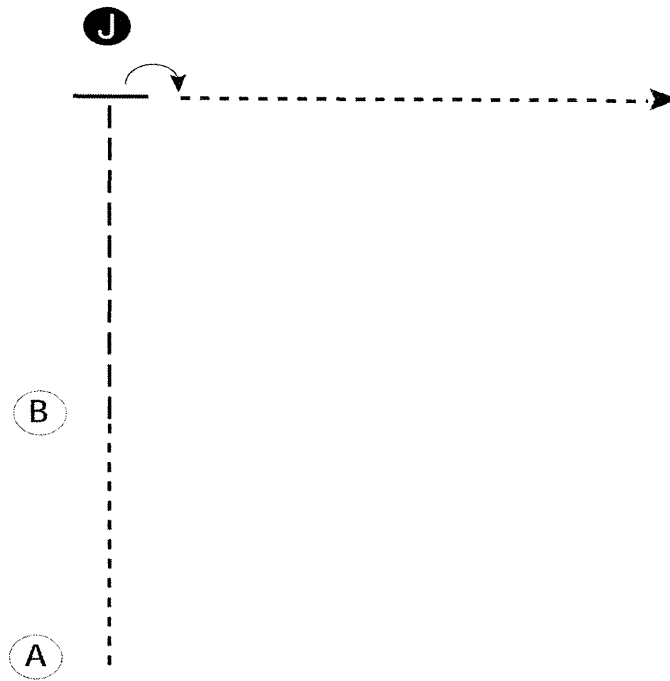
[WH/2-28]

Pattern Provided by:
SHOW ONE

2023 No Silver No Sequins

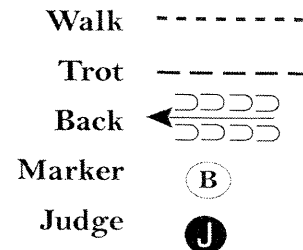
330-347-348-349 (349 WALK ONLY) (WALK TROT SMS)

Show Date:



Be ready at A.

1. Walk from A to B.
2. Trot from B to the judge.
3. Stop and set up for inspection.
4. When dismissed, turn 90 degrees.
5. Walk away from judge and follow the instructions of your ring steward.



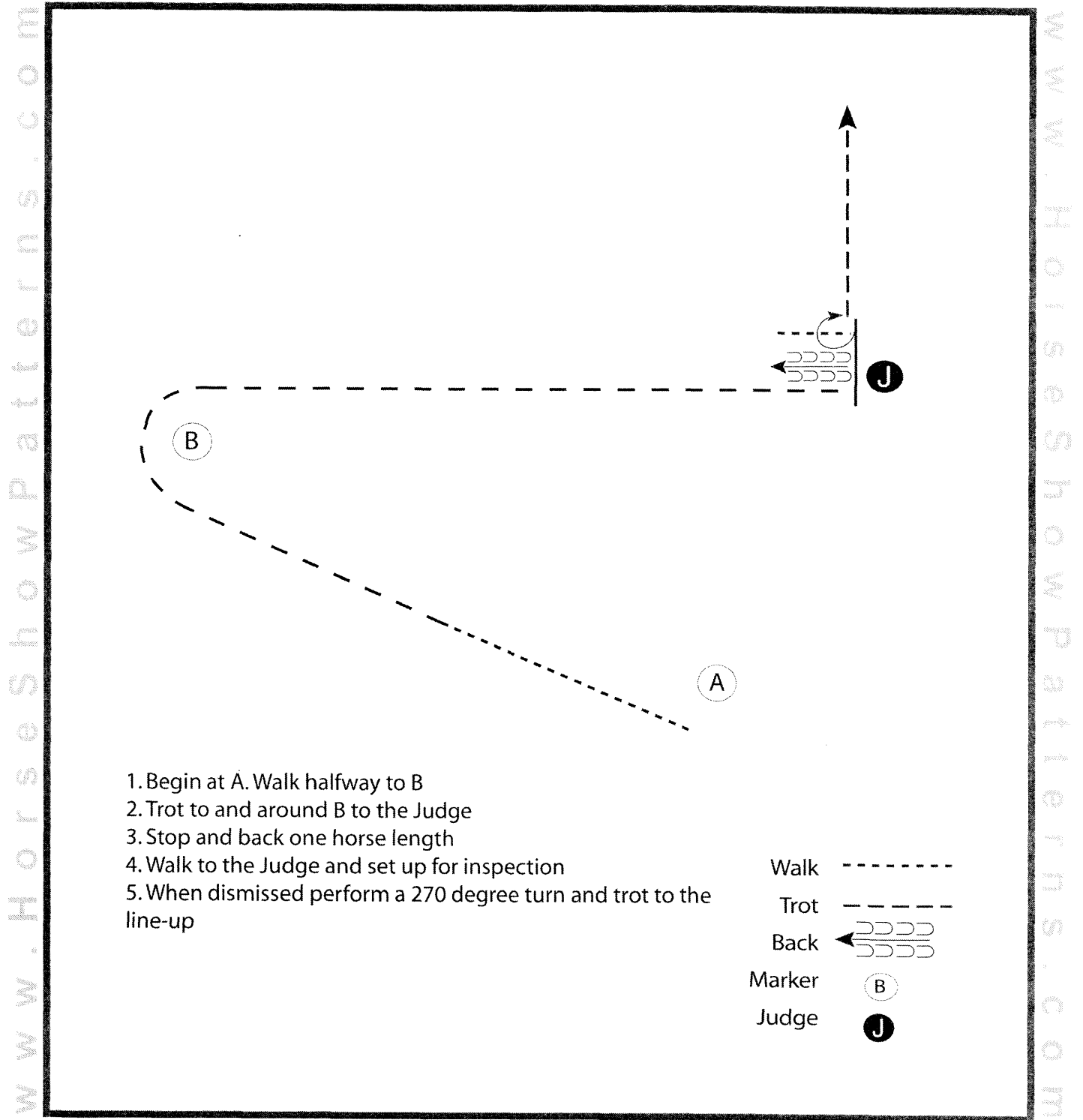
[S/WT-9]

Pattern Provided by:
SHOW ONE

2023 No Silver No Sequins

31-332-333-336-337-338-341-342-344-350 (RK, L1, NOV YTH AM & MST)

Show Date:



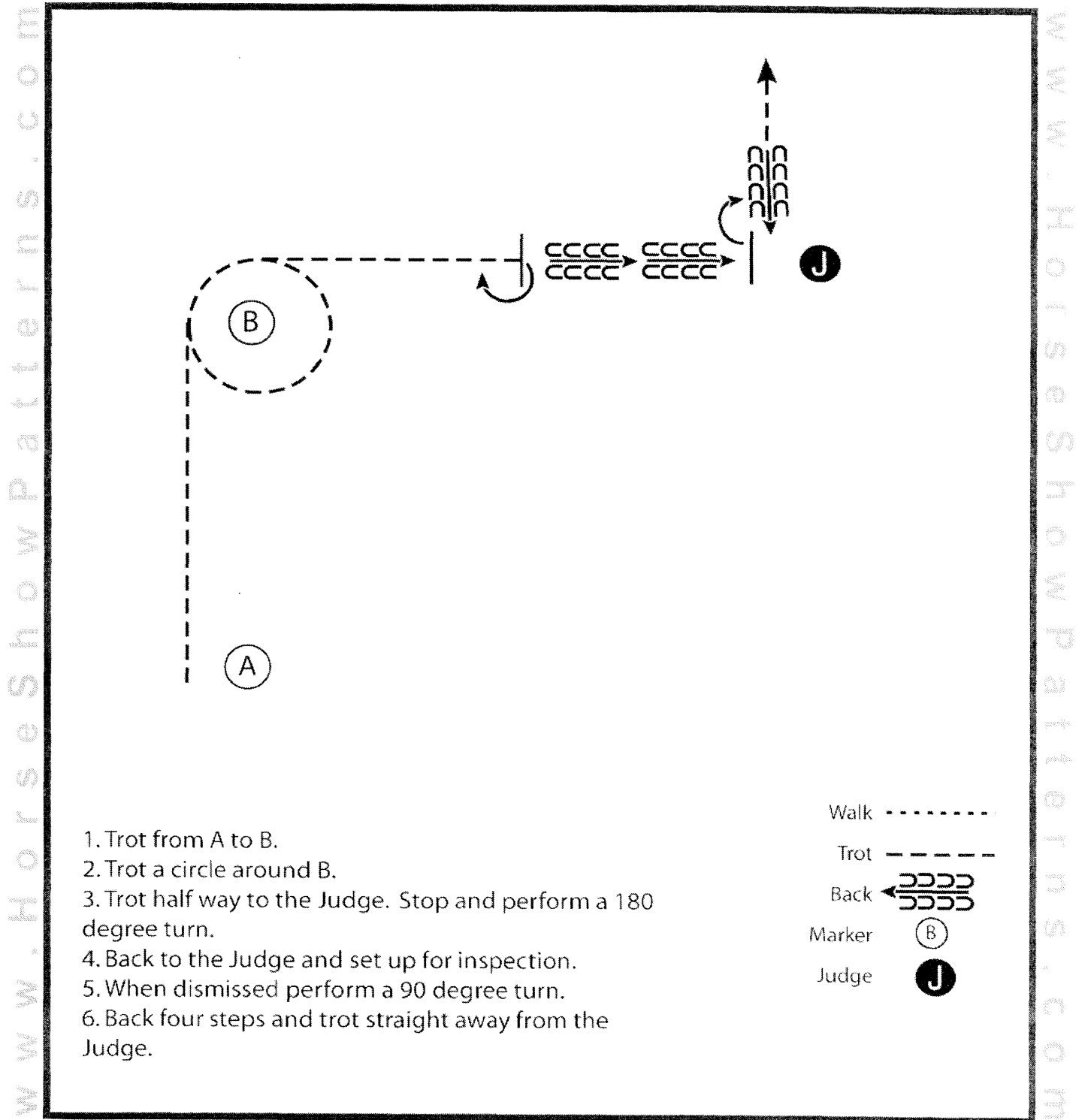
[S/1-15]

Pattern Provided by:
SHOW ONE

2023 No Silver No Sequins

334-335-339-340-343-345-346-351-352-353 (YTH, AM, MSTR)

Show Date:



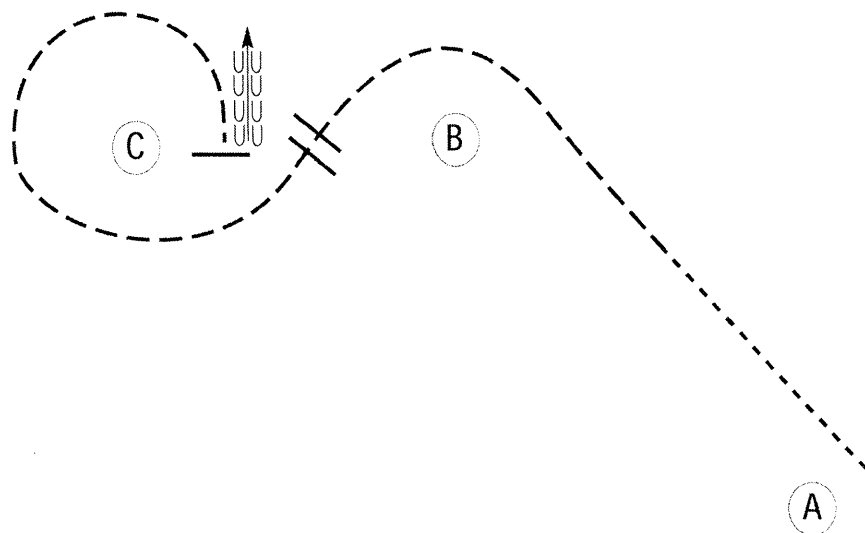
[S/3-15]

Pattern Provided by:
SHOW ONE

2023 No Silver No Sequins

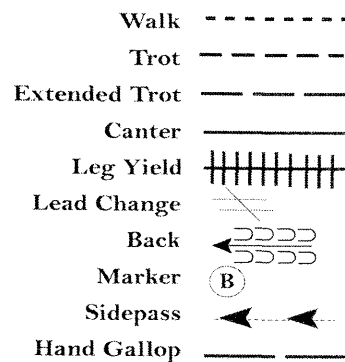
CLASS 390-391-407-411-412 (WALK TROT EQ)

Show Date:



Be ready at A.

1. Walk halfway to B.
2. Sitting trot to B.
3. Posting trot on the right diagonal from B, halfway to C.
4. Change diagonals halfway to C.
5. Posting trot on the left diagonal to and around C.
6. Stop at C.
7. Back approximately one horse length.



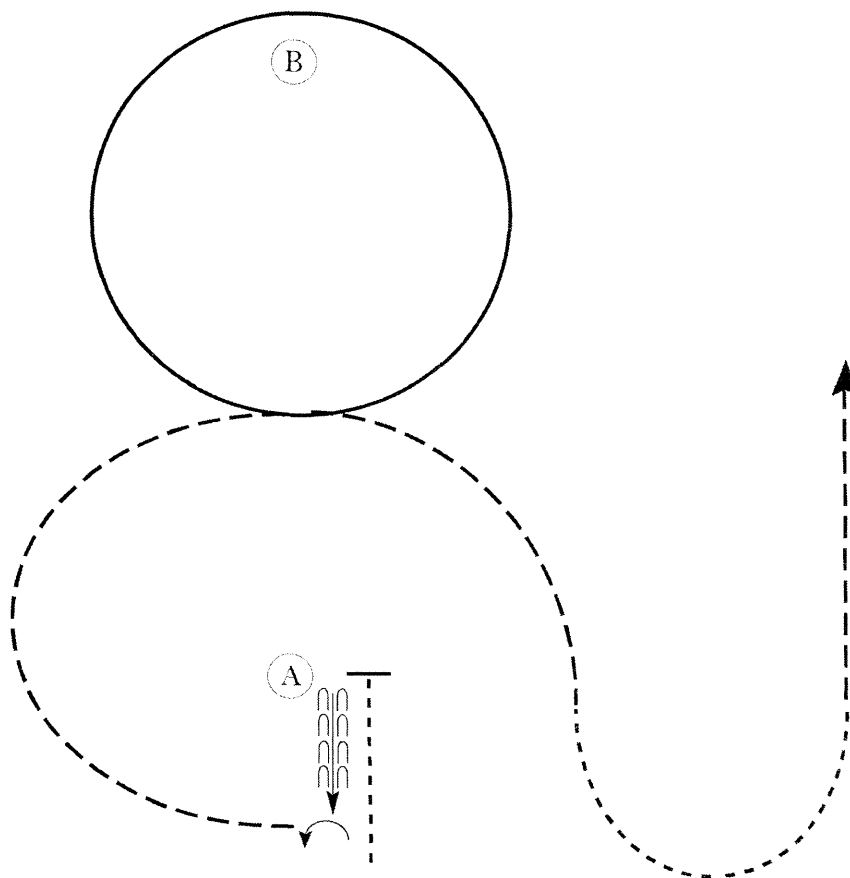
[HSE/WT-12]

Pattern Provided by:
SHOW ONE

2023 No Silver No Sequins

S 392-393-394-397-398-399-400-403-408-413 (RK, L1, NOV YTH AM & M

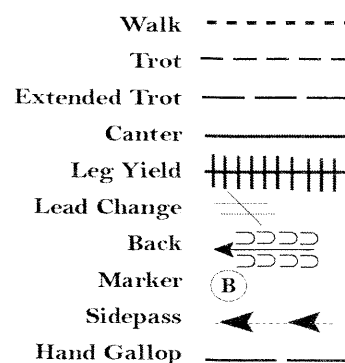
Show Date:



Be ready before A.

1. Walk to A. Back approximately one horse length the perform a 1/4 turn on the forehand left.
2. Posting trot on the left diagonal to center
3. Canter a circle around B on the left lead.
4. Break to a sitting trot in center and trot until even with A.
5. Walk a half circle.
6. Posting trot on the right diagonal to exit.

Follow the instructions of your ring steward.



[HSE/1-72]

Pattern Provided by:
SHOW ONE

2023 No Silver No Sequins

S 395-396-401-402-404-405-406-409-410-414-415-416 (YOUTH, AM, MA)

Show Date:

www.HorseShowPatterns.com

www.HorseShowPatterns.com

Be ready before A.

1. Walk to A. Back approximately one horse length the perform a 1/4 turn on the forehand left.
2. Posting trot on the left diagonal to center
3. Hand gallop a circle around B on the left lead.
4. Change leads in the center and center on the right lead until even with A.
5. Walk a half circle.
6. Posting trot on the right diagonal to exit.

Follow the instructions of your ring steward.

Walk	-----
Trot	- - - - -
Extended Trot	— — — — —
Canter	— — — — —
Leg Yield	
Lead Change	↗ ↘
Back	← ← ← ← ←
Marker	⊙ B
Sidepass	← — — — — →
Hand Gallop	— — — — —

Pattern Provided by:
SHOW ONE

[HSE/3-72]