

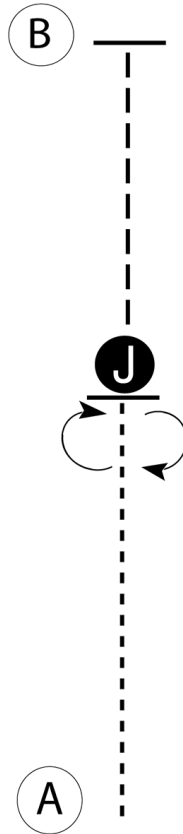
NW EMERALD FRIDAY

APHA WT 5-10, AB WT 11 and Under

Show Date:

w w w . H o r s e S h o w P a t t e r n s . c o m

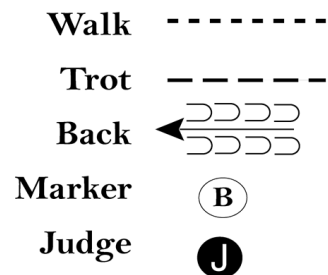
w w w . H o r s e S h o w P a t t e r n s . c o m



Be ready at A.

1. Walk from A to Judge.
2. Stop, perform a 180 degree turn and set up for inspection.
3. When dismissed perform a 180 degree turn. (Judge will move out of the line of travel.)
4. Trot to B.
5. Stop at B.

When dismissed, follow the instructions of your ring steward.



[S/1-8]

Pattern Provided by:

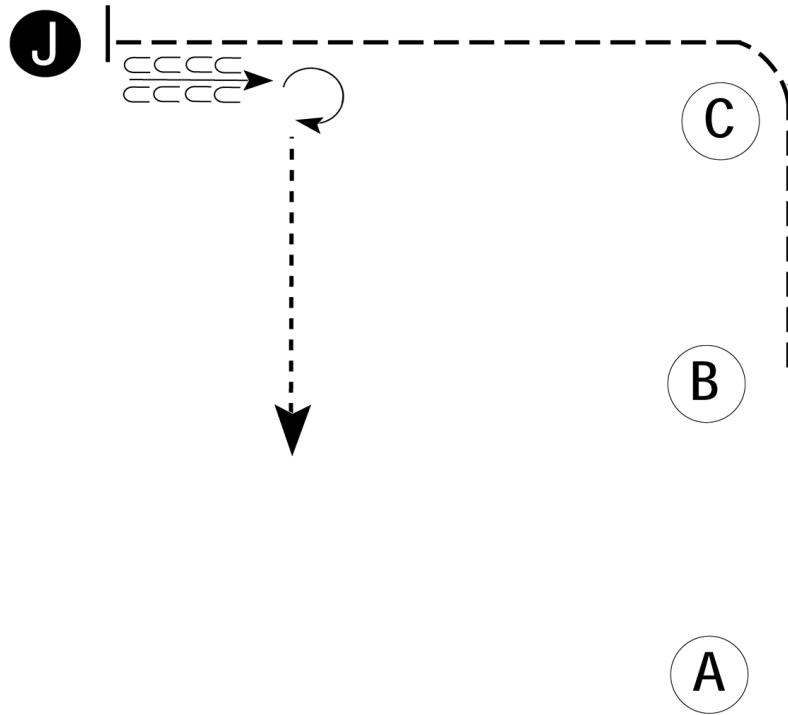
NW EMERALD FRIDAY

APHA WT 11-18 and Am W/T (Walk A to B Extend walk B to Judge)

Show Date:

w w w . H o r s e S h o w P a t t e r n s . c o m

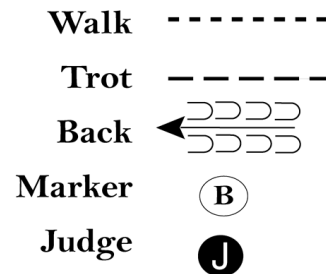
w w w . H o r s e S h o w P a t t e r n s . c o m



Be ready at A.

1. Walk to B.
2. Trot to and around C to judge.
3. Stop and set up for inspection.
4. When dismissed back approximately one horse length.
5. Perform a 270 degree turn and walk straight away.

Follow the instructions of your ring steward.



[S/1-39]

Pattern Provided by:

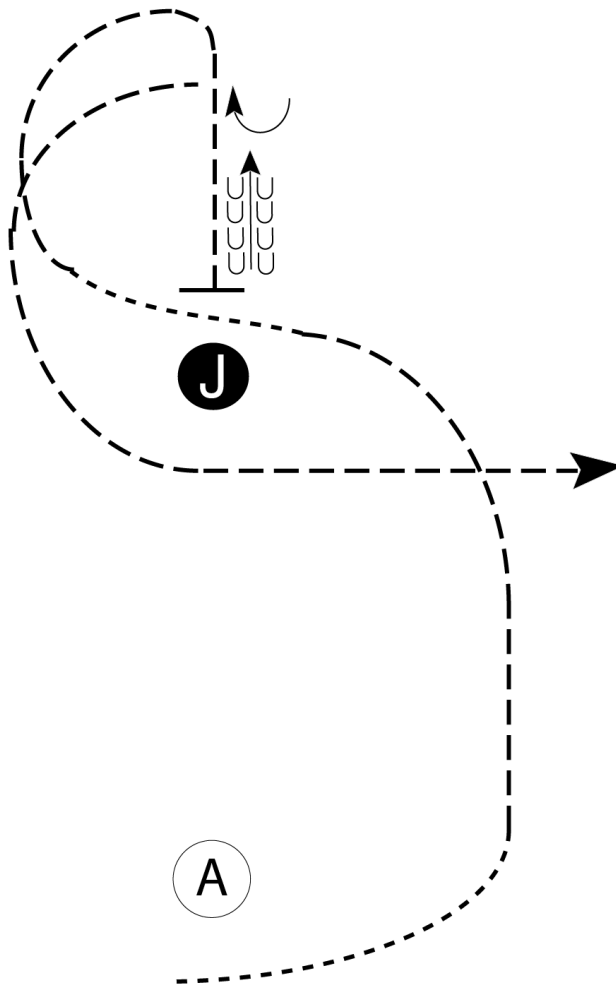
NW EMERALD FRIDAY

Rookie, Level 1, Youth 13 and U (Novice)

Show Date:

w w w . H o r s e S h o w P a t t e r n s . c o m

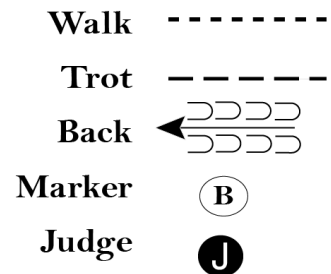
w w w . H o r s e S h o w P a t t e r n s . c o m



Be ready at A.

1. Walk approximately 2 horse lengths from A.
2. Trot in a half circle until just before Judge.
3. Break to walk and walk past Judge.
4. Trot in a half circle and straight to Judge as shown.
5. Stop and set up for inspection.
6. When dismissed, back approximately one horse length.
7. Perform a 1/4 turn.
8. Trot in a half circle and to exit.

Follow the instructions of your ring steward.



[S/2-43]

Pattern Provided by:

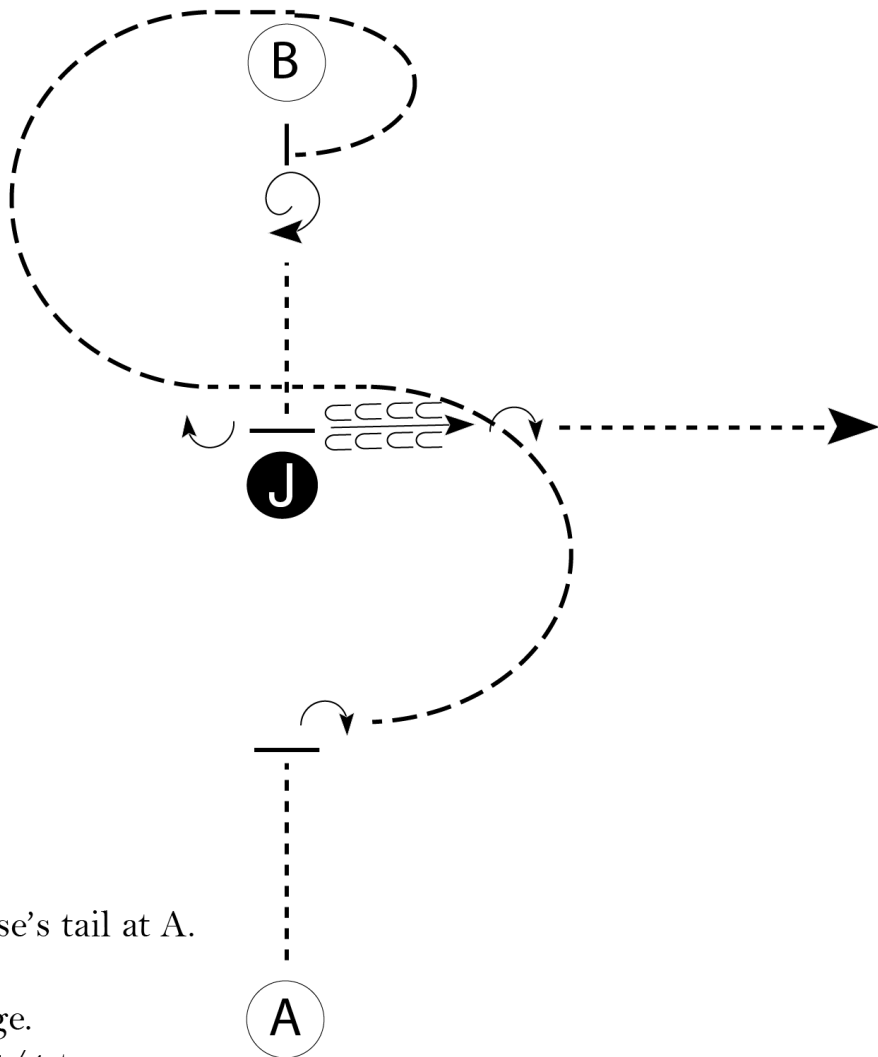
NW EMERALD FRIDAY

APHA Youth 18 &U,Am, Masters (AQHA 14-18,Select, AM)

Show Date:

w w w . H o r s e S h o w P a t t e r n s . c o m

w w w . H o r s e S h o w P a t t e r n s . c o m



Be ready with your horse's tail at A.

1. Walk halfway to Judge.
2. Stop and perform a 1/4 turn.
3. Trot a half circle. Break to a walk before Judge and walk at least two horse lengths past Judge.
4. Trot a half circle to and around B as shown.
5. Stop and perform a 1 3/4 turn and walk to Judge.
6. Stop and set up for inspection.
7. When dismissed, perform a 1/4 turn.
8. Back approximately one horse length.
9. Perform a 1/2 turn and walk straight away to exit.

- Walk -----
- Trot - - - - -
- Back ←
- Marker (B)
- Judge (J)

Follow the instructions of your ring steward.

[S/3-66]

Pattern Provided by: