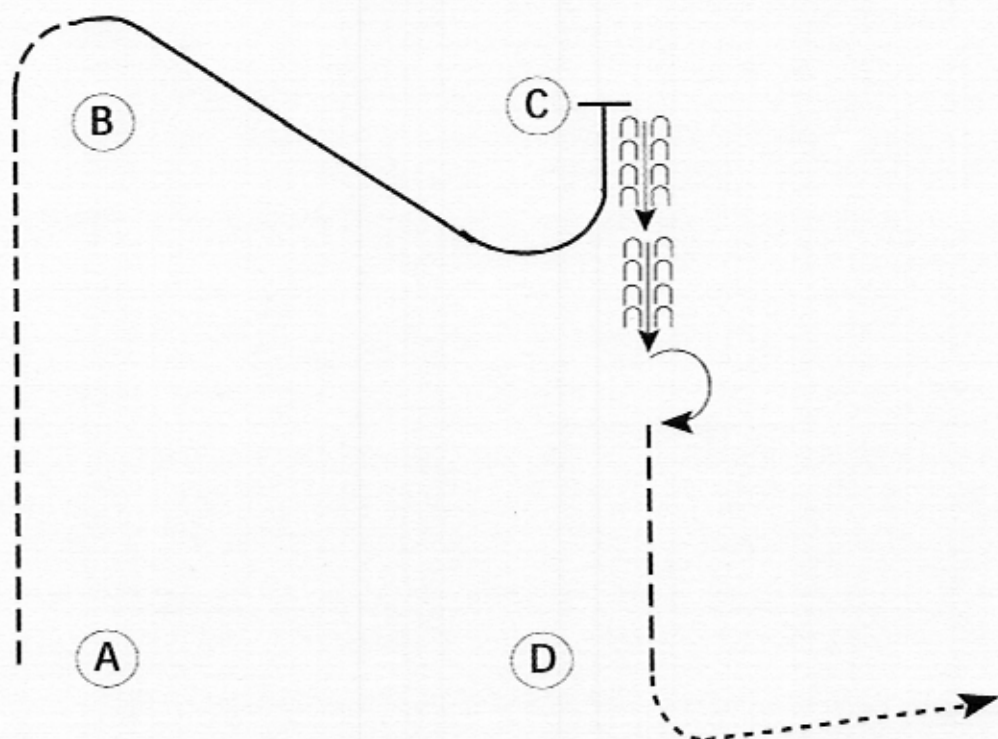


# NW EMERALD SHOW ONE

All Novice, Level 1, Youth 13 and Under (All Rookie)

Show Date:



Be ready at A.

1. Jog to B.
2. At the top of B, pick up the left lead.
3. Lope on the left lead to C.
4. Back approximately one horse length.
5. Turn 180 degrees to the right.
6. Jog to D.
7. Walk at D and turn to the left.

Follow the instructions of your ring steward.

Walk	-----
Jog	- - - - -
Extended Jog	— — — —
Lope	— — — —
Leg Yield	
Lead Change	— / —
Back	← — — —
Marker	(B)
Sidepass	← — — — →

[WH/1-52]

Pattern Provided by:  
**THURSDAY**

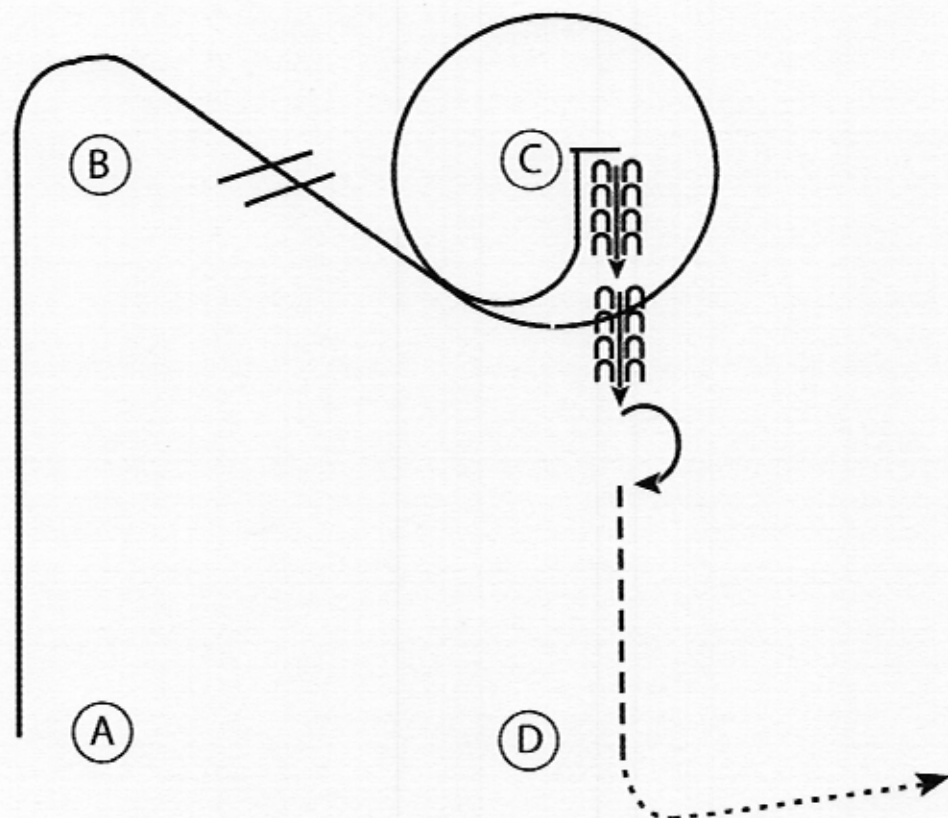
# NW EMERALD SHOW ONE

AQHA Youth 14-18,AM,Select (APHA 18 and U,AM, Masters )

Show Date:

www.HorseShowPatterns.com

www.HorseShowPatterns.com



1. Start at A. Right lead lope around B.
2. Perform a simple or flying lead change to the left lead lope.
3. Lope a circle around C.
4. Stop when even with C.
5. Back five steps.
6. Perform a 180 degree turn to the right on the hindquarters.
7. Jog to D.
8. At D walk. Walk to the line-up.

Walk	.....
Jog	-----
Extended Jog	-----
Lope	=====
Leg Yield	
Lead Change	↗↘
Back	←←←←←
Marker	(B)
Sidepass	←←←←←

[WH/2-52]

Pattern Provided by:  
**THURSDAY**

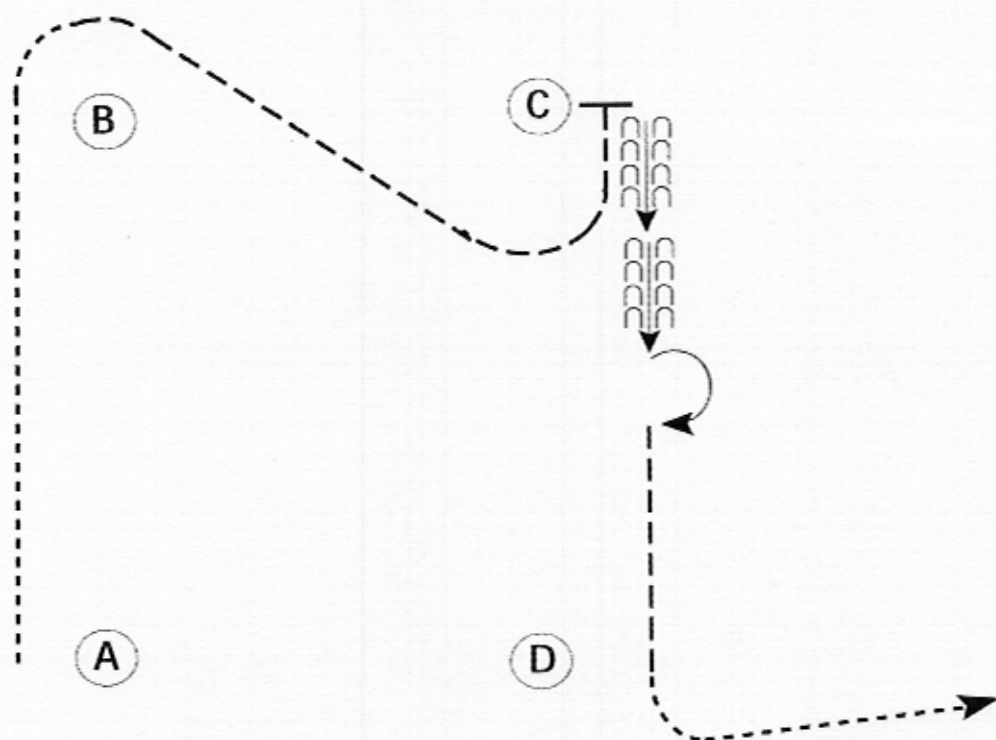
# NW EMERALD SHOW ONE

ALL Walk Trot

Show Date:

www.HorseShowPatterns.com

www.HorseShowPatterns.com



Be ready at A.

1. Walk to B.
2. At the top of B, begin to jog.
3. Jog to C.
4. Stop and back approximately one horse length.
5. Turn 180 degrees to the right.
6. Jog to D.
7. Walk at D and turn to the left.

Follow the instructions of your ring steward.

Walk	-----
Jog	- - - - -
Extended Jog	- - - - -
Lope	=====
Leg Yield	
Lead Change	XXXXX
Back	CCCCC
Marker	(B)
Sidepass	←-----→

[WH/WT-52]

Pattern Provided by:  
**THURSDAY**

# NW EMERALD SHOW ONE

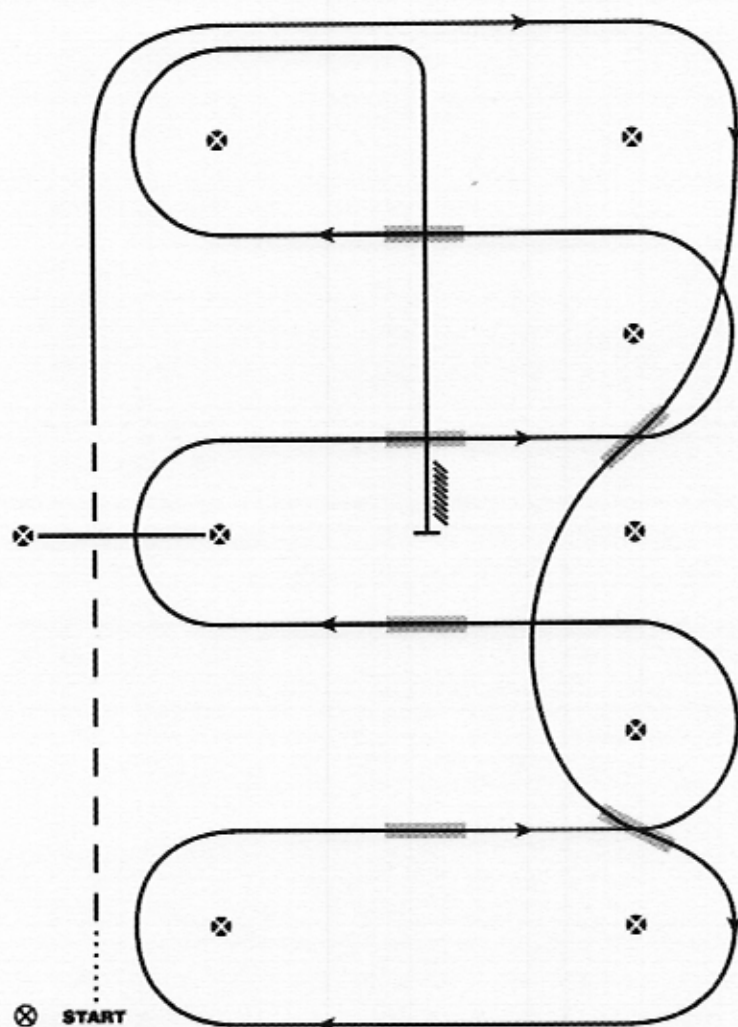
## Green- Level 1- Rookie-Novice

Show Date:

### LEVEL I WESTERN RIDING PATTERN 6

#### LEGEND

.....	Walk
- - - -	Jog
————	Lope
	Back
=====	Lead Changing Area



1. Walk at least 15 feet from start cone to the first marker, transition to jog, jog over log.
2. Transition to the lope right lead & lope around end
3. First line change
4. Second line change, lope around the end of arena
5. First crossing change
6. Second crossing change
7. Lope over log
8. Third crossing change
9. Fourth crossing change
10. Lope up the center, stop & back

Revised 08-07-2021

[WR/GP-6]

Pattern Provided by:

**THURSDAY**



# NW EMERALD SHOW ONE

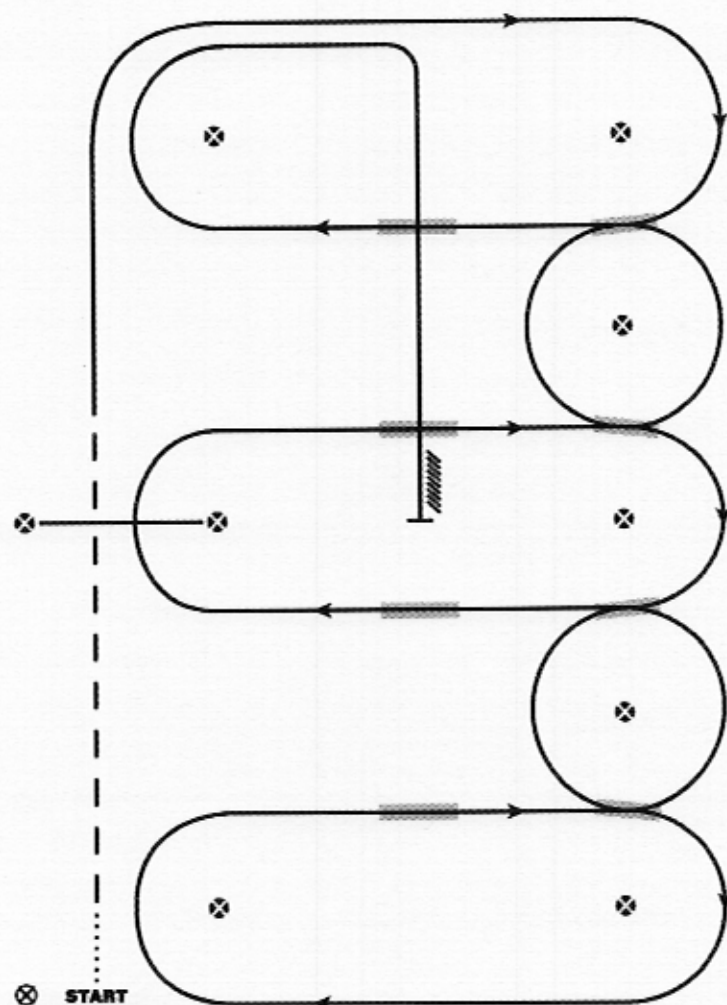
Youth, Amateur, Select, Sr, Jr, Open

Show Date:

## WESTERN RIDING - PATTERN 6

### LEGEND

.....	Walk
---	Jog
—	Lope
	Back
	Lead Changing Area



1. Walk at least 15 feet from start cone to the first marker, transition to jog, jog over log
2. Transition to the lope right lead & lope around end
3. First line change
4. Second line change
5. Third line change
6. Fourth line change lope around the end of arena
7. First crossing change
8. Second crossing change
9. Lope over log
10. Third crossing change
11. Fourth crossing change
12. Lope up the center, stop & back

Revised 06-07-2021

[WR/OP-6]

Pattern Provided by:

**THURSDAY**