

2022 Fiesta Circuit Thursday- Sunday

2022 AQHA Region One Championship Saturday and Sunday Buckles to Champions

THURSDAY/ SATURDAY SCHEDULE

SHOWMANSHIP

- 1 Rookie Youth Showmanship
- 2 Level 1 Youth 13 and Under Showmanship
- 3-Concurrent Regional Level 1, 13 & Un SMS
- 4 Level 1 Youth 14-18 Showmanship
- 5-Concurrent Regional Level 1, 14-18 SMS
- 6 Youth 18 & Under Showmanship
- 7-Concurrent Regional Level 2 18 & Un SMS
- 8 Rookie Amateur Showmanship
- 9 Level 1 Select Showmanship
- 10-Concurrent Regional Level 1, Select Am SMS
- 11 Level 1 Am Showmanship
- 12-Concurrent Regional Level 1 Amateur SMS
- 13 Select Amateur Showmanship
- 14-Concurrent Regional Level 2, Select SMS
- 15 Amateur Showmanship
- 16-Concurrent Regional Level 2, Am SMS
- *17 W/T All Breed 11 & U Showmanship

HALTER

- 18 Two Year and Under Stallions, Open
- 19 Three Year Old Stallions, Open
- 20 Aged Stallions, Open
- Grand & Res Champion Stallions
- 23 Two Year and Under Stallions, Amateur
- 24 Three Year Old Stallions, Amateur
- 25 Aged Stallions, Amateur
- Grand & Reserve Stallions, Amateur
- 28 L1 Youth Ranch Conformation
- 29 Youth Ranch Conformation
- 30 L1 Amateur Ranch Conformation
- 31 Amateur Ranch Conformation
- 32 Open Ranch Conformation
- *33 All Breed Ranch Conformation
- 34 Two Year and Under Geldings, Open
- 35 Three Year Old Geldings, Open
- 36 Aged Geldings, Open
- 37 Performance Gelding Halter, Open
- Grand & Res Champion Geldings
- 40 Two and Under Geldings, Amateur
- 41 Three Year Old Geldings, Amateur
- 42 Aged Geldings, Amateur
- 43 Performance Gelding Halter, Amateur
- Grand & Reserve Amateur, Geldings
- 46 Two and Under Geldings, Level 1 Amateur
- 47 Three Year Old Geldings, Lev 1 Amateur
- 48 Aged Geldings, Level 1 Amateur
- 49 Performance Geldings, Level 1 Amateur
- 50 Two Year and Under Mares, Open
- 51 Three Year Old Mares, Open
- 52 Aged Mares Open
- 53 Performance Mare Halter, Open
- Grand & Reserve Champion Mares
- 56 Two and Under Mares, Amateur
- 57 Three Year Old , Amateur
- 58 Aged Mares, Amateur
- 59 Performance Halter Mare, Amateur
- Grand & Reserve Amateur Mares
- 62 Two and Under Mares, Level 1 Amateur
- 63 Three Year Old Mares, Level 1 Amateur
- 64 Aged Mares, Level 1 Amateur
- 65 Performance Mares Level 1 Amateur
- 66 Yearling Geldings, Youth
- 67 Two Year Old Geldings, Youth
- 68 Three Year Old Geldings, Youth
- 69 Aged Geldings, Youth
- 70 Youth Performance Halter Gelding
- Grand & Reserve Youth Geldings
- 73 Yearling Geldings, Level 1 Youth
- 74 Two Year Old Geldings, Level 1 Youth
- 75 Three Year Old Geldings, Level 1 Youth
- 76 Aged Geldings, Level 1 Youth
- 77 Performance Geldings, Level 1 Youth

- 78 Two and Under Mares, Youth
- 79 Three Year Old Mares, Youth
- 80 Aged Mares, Youth
- 81 Youth Performance Halter Mare
- Grand & Reserve Youth Mares
- 84 Two Year and Under Level 1 Youth
- 85 Three Year Old Mares, Level 1 Youth
- 86 Aged Mares, Level 1 Youth
- 87 Performance Mares, Level 1 Youth

WESTERN PLEASURE

- 300 Western Warm Up Class
- 88 Level 1 Open Western Pleasure
- 89 Walk Jog Level 1 Yth Western Pleasure
- 90 Rookie Youth Western Pleasure
- 91 Level 1 13 and Under Youth Western Pleasure
- 92-Concurrent Regional L1 13 & Un Western Pl
- 93 Level 1 14-18 Youth Western Pleasure
- 94-Concurrent Regional 1, 14-18 Yth Western Pl
- 95 Youth 18 & U Western Pleasure
- 96-Concurrent Regional L1 1, Youth Western Pl
- 97 Junior Horse Western Pleasure
- 98 Walk Jog Level 1 Am Western Pleasure
- 99 Rookie Amateur Western Pleasure
- 100 Level 1 Select Am Western Plsr
- 101-Concurrent Regional 1, Select Western Pl
- 102 Level 1 Amateur Western Pleasure
- 103-Concurrent Regional 1, Am Western Pleasure
- 104 Select Amateur Western Pleasure
- 105-Concurrent Regional 1, Select Western Pleasure
- 106 Amateur Western Pleasure
- 107-Concurrent Regional L2, Am Western Pl
- 108 Sr Horse Western Pleasure
- *109 W/J All Breed 11 & U West Pleasure

RANCH RAIL

- *110 AB Open Ranch Rail Walk Trot
- 111 Rookie Youth Ranch Rail
- 112 L1 Youth Ranch Rail
- 113 Rookie AM Ranch Rail
- 114 L1 Amateur Ranch Rail
- 115 Youth Ranch Rail
- 116 Amateur Ranch Rail
- 117 Open Ranch Rail
- 118 All Breed Ranch Rail

HUNTER UNDER SADDLE

- 301 English Warm Up Class
- 119 Level 1 Open Horse HUS
- 120 W/T Level 1 Youth 18 & Under HUS
- 121 Rookie Youth HUS
- 122 Level 1 Youth HUS
- 123-Concurrent Regional Level 1 Youth HUS
- 124 Youth 18 & Under HUS
- 125 Walk Trot Level 1 Amateur HUS
- 126 Rookie Amateur HUS
- 127 Level 1 Amateur HUS
- 128-Concurrent Regional Level 1 Amateur HUS
- 129 Amateur HUS
- 130-Concurrent Regional Level 2 Amateur HUS
- 131 Open HUS
- *132 Walk Trot (All Breed) 11 & Un HUS

HUNT SEAT EQ

- *133 Walk Trot (All Breed) 11 Under HSEq
- 134 Rookie Youth 18&U Hunt Seat Eq
- 135 Level 1 13 and Under Youth Hunt Seat Eq

- 136-Concurrent Regional L1 13 & Un Yth HSE
- 137 Level 1 14-18 youth Hunt Seat Eq
- 138-Concurrent Regional L1 14-18 Yth HSE
- 139 Youth 18 & Under Hunt Seat Eq
- 140-Concurrent Regional L2 Yth 18 & Un HSE
- 141 W/T Level 1 Amateur Hunt Seat Eq
- 142 Rookie Amateur Hunt Seat Eq
- 143 Level 1 Amateur Hunt Seat Eq
- 144-Concurrent Regional L1 Am Hunt Seat Eq
- 145 Level 1 Select Amateur
- 146-Concurrent Regional Level 1 Select Amateur
- 147 Select Amateur Hunt Seat Eq
- 148-Concurrent Regional Level 2 Select Am HSE
- 149 Amateur Hunt Seat Eq
- 150-Concurrent Regional Level 2 Amateur HSE
- 151 Walk Trot Level 1 Youth Hunt Seat Eq

RANCH RIDING

- *152 AB Open Ranch Riding Walk Trot
- 153 Level 1 Ranch Riding
- 154 Rookie Youth Ranch Riding
- 155 L1 Youth Ranch Riding
- 156-Concurrent Regional L1 Youth Ranch Riding
- 157 Youth Ranch Riding
- 158-Concurrent Regional L2 Youth Ranch Riding
- 159 Rookie AM Ranch Riding
- 160 Level 1 Amateur Ranch Riding
- 161-Concurrent Regional L1 Am Ranch Riding
- 162 L1 Select Amateur Ranch Riding
- 163-Concurrent Regional L1 SelAm Ranch Riding
- 164 Amateur Ranch Riding
- 165-Concurrent Regional L2 Am Ranch Riding
- 166 Select Ranch Riding
- 167-Concurrent Regional L2 Select Ranch Riding
- 168 Open Ranch Riding
- *169 All Breed Ranch Riding

GREEN AS GRASS

Buckles to overall class winner

- 401- GREEN AS GRASS WT RANCH RIDING
- 402- GREEN AS GRASS RANCH RIDING

Not to have won a Ranch Riding buckle at an AQHA Show

Class fee 10.00 - Office Fee waived and special stall fee of 50.00 for an overnight stall for those competing in the Green Classes. No cross entry between the two Green classes

2022 Fiesta Circuit Thursday- Sunday

2022 AQHA Region One Championship Saturday and Sunday Buckles to Champions

Friday and Sunday

TRAIL

- 170 Level 1 Open Horse Trail
- 171 Junior Trail
- 172 Rookie Youth Trail
- 173 Rookie Amateur Trail
- 174 Level 1 18 and Under Youth Trail
- 175-Concurrent Regional Level 1 Youth Trail
- 176 Level 1 Amateur Trail
- 177-Concurrent Regional Level 1 Amateur Trail
- 178 Level 1 Select Trail
- 179-Concurrent Regional Level 1 Select Trail
- 180 Youth 18 & Under Trail
- 181-Concurrent Regional Level 2 Youth Trail
- 182 Select Amateur Trail
- 183-Concurrent Regional Level 2 Select Trail
- 184 Amateur Trail
- 185-Concurrent Regional Level 2 Am Trail
- 186 Senior Trail
- *187 Walk Trot (All Breed) 11 Under HS Eq
- 188 W/T Level 1 Youth 18 & Under Trail
- 189 Walk Trot Level 1 Amateur Trail

WESTERN RIDING

- 190 Level 1 Open Horse Western Riding
- 191 Rookie Youth Western Riding
- 192 Level 1 Youth Western Riding
- 193-Concurrent Regional Level 1 Youth Western Riding
- 194 Youth 18 & Under Western Riding
- 195-Concurrent Regional Level 2 Youth Western Riding
- 196 Junior Horse Western Riding
- 197 Rookie Amateur Western Riding
- 198 Level 1 Amateur Western Riding
- 199-Concurrent Regional Level 1 Am Western Riding
- 200 Select Amateur Western Riding
- 201-Concurrent Regional Level 2 Select Am Western Riding
- 202 Amateur Western Riding
- 203-Concurrent Regional Level 2 Western Riding
- 204 Senior Horse Western Riding

RANCH TRAIL

- *205 AB Open Ranch Trail Walk Trot
- 206 Rookie Youth Ranch Trail
- 207 L1 Youth Ranch Trail
- 208 Youth Ranch Trail
- 209 Rookie AM Ranch Trail
- 210 L1 Amateur Ranch Trail
- 211 Amateur Ranch Trail
- 212 Open Ranch Trail
- *213 AB Ranch Trail

303 LEADLINE (All Breed) 8 and Under SUNDAY ONLY

HORSEMANSHIP

- 214 Walk Jog Level 1 Yth 18&U HMS
- *215 Wk/Jog All Breed 11&U Horsemanship
- 216 Walk Jog Level 1 Am Horsemanship
- 217 Rookie Amateur Horsemanship
- 218 Level 1 Am Select Horsemanship
- 219-Concurrent Regional Level 1 Select Horsemanship
- 220 Level 1 Amateur Horsemanship
- 221 Concurrent Regional Level 1 Amateur Horsemanship
- 222 Select Amateur Horsemanship
- 223-Concurrent Regional Level 2 Select Horsemanship
- 224 Amateur Horsemanship
- 225-Concurrent Regional Level 2 Amateur Horsemanship
- 226 Rookie Youth Horsemanship
- 227 Level 1 Youth 13 and Under Horsemanship
- 228-Concurrent Regional Level 1 Yth 13 & Un Horsemanship
- 229 Level 1 youth 14-18 Horsemanship
- 230-Concurrent Regional Level 1 Yth 14-18 Horsemanship
- 231 Youth 18 and Under Horsemanship
- 232-Concurrent Regional Level 2 Yth 18 & Un Horsemanship

RANCH REINING

- *233 All Breed Ranch Reining
- 234 Jr Horse Ranch Reining
- 235 Rookie Youth Ranch Reining
- 236 L1 Youth Ranch Reining
- 237 Rookie AM Ranch Reining
- 238 L1 Amateur Ranch Reining
- 239 Youth Ranch Reining
- 240 Amateur Ranch Reining
- 241 Select Ranch Reining
- 242 Sr Horse Ranch Reining

It's All Online!

www.wsqharesults.com

Patterns ~ Results

Class Counts ~ Roster

Scorecards ~ Adds/Scratches

Triple the Fun!

Circuit Awards for Shows 1 & 2

Buckles for Regional Championship Classes

High Point Ranch Buckles

All Breed Walk Trot & Open

Rookie Youth & Am -Level 1 Youth & Am

Youth, Amateur, Select, Junior, Senior

AQHA ALL AROUND BUCKLES

Youth 13 and Under, 14-18, Am and Select

Join us for a BBQ!

The Famous BBQ & Auction!

Sponsored by Eric and Janelle Sebring

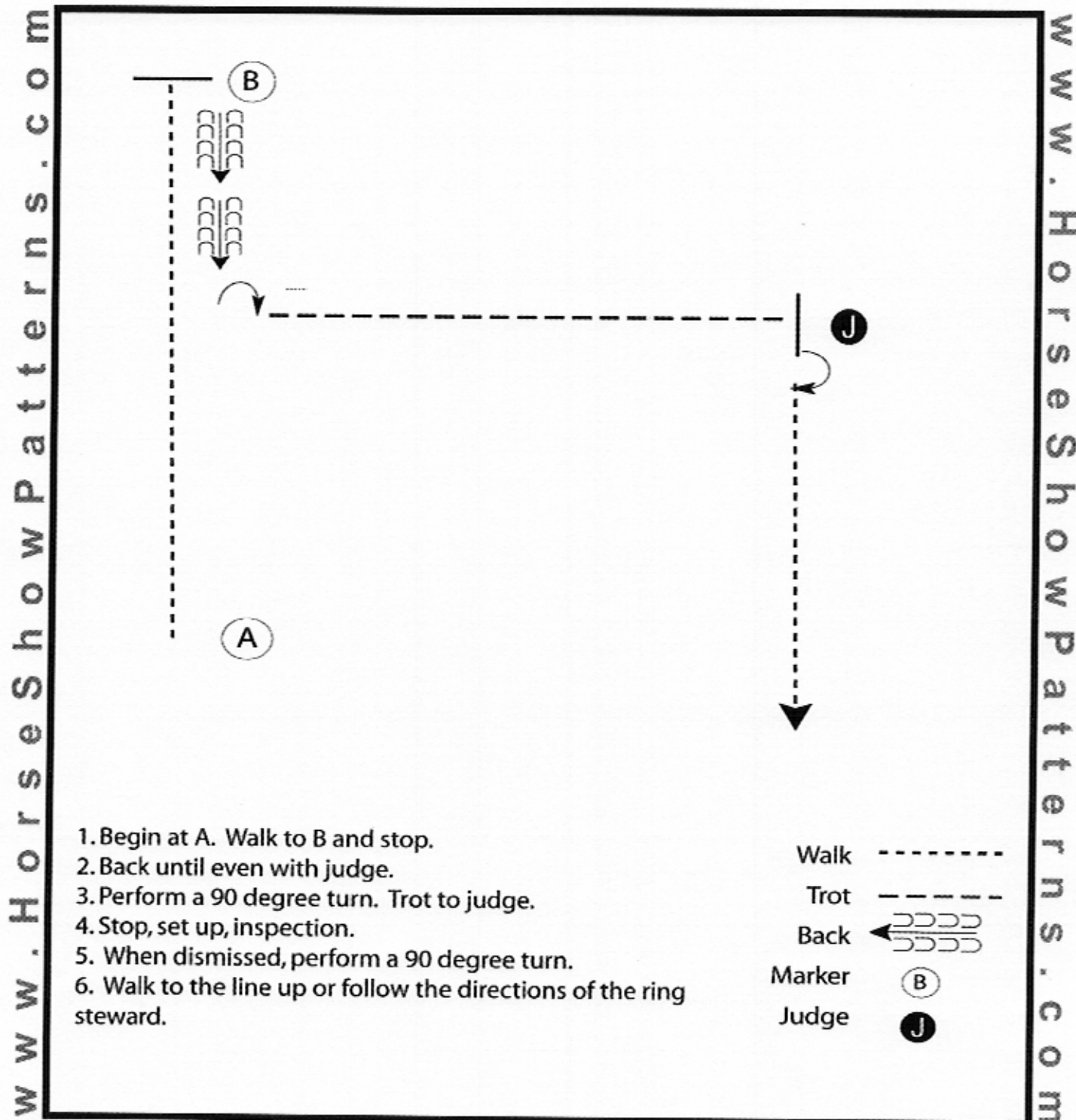
Saturday
(time to be announced)

SHOW 2

Fiesta

Showmanship (Walk Trot)

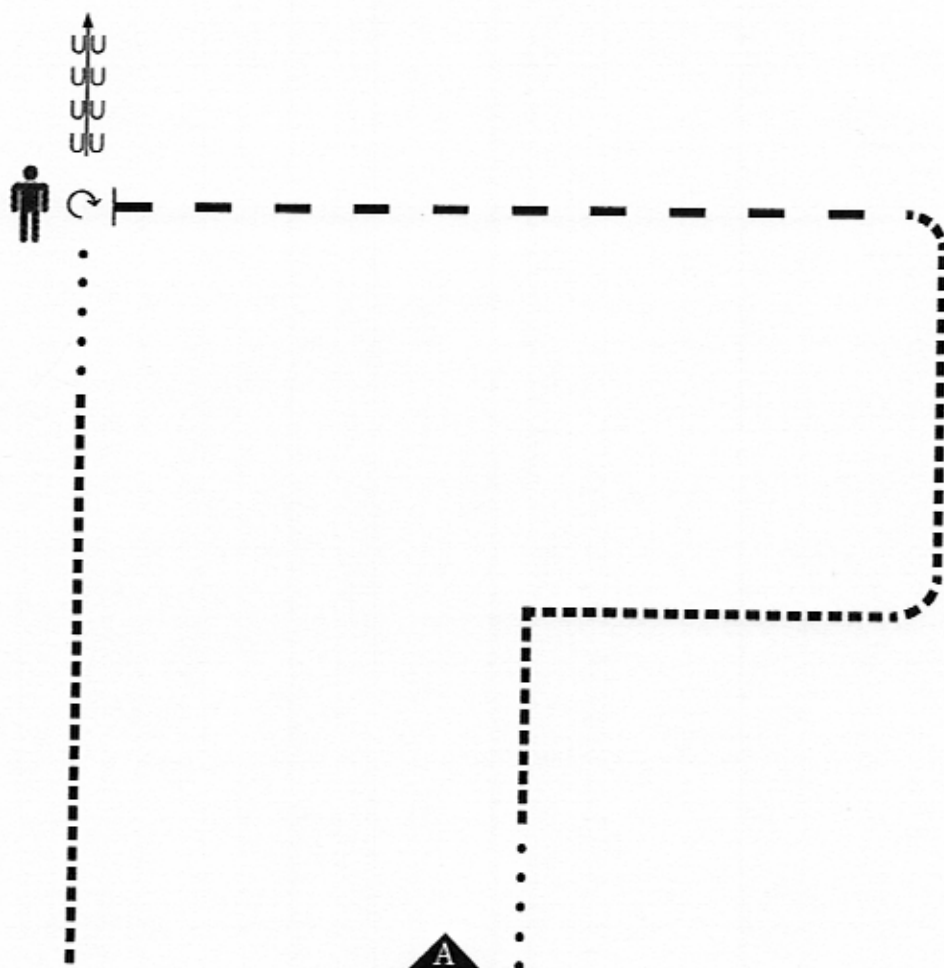
Show Date:



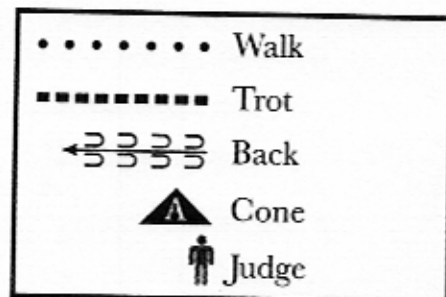
Pattern Provided by:

[S/WT-4]

Rookie - Level 1

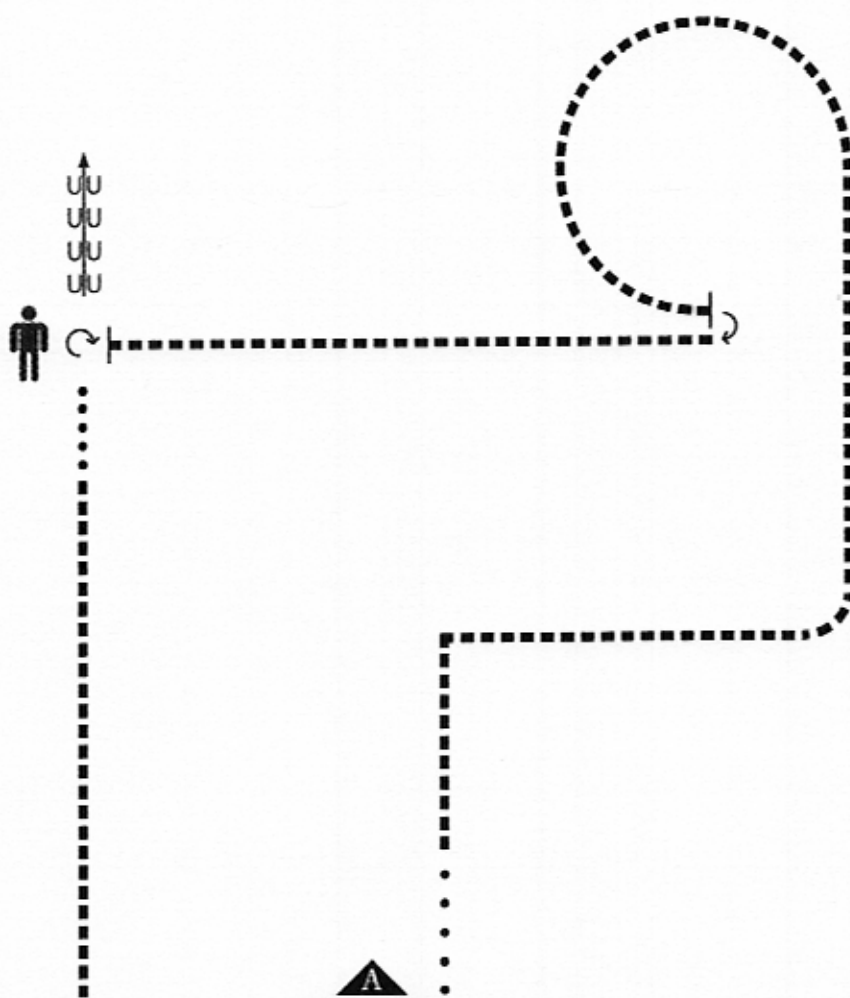


1. Start at A. Walk approximately five steps.
2. Trot right square corner.
3. Trot two soft left corners.
4. Extended trot to judge.
5. Stop and set up.
6. Inspection.
7. Perform a 270° turn.
8. Back.
9. Walk approximately five steps.
10. Trot to exit.

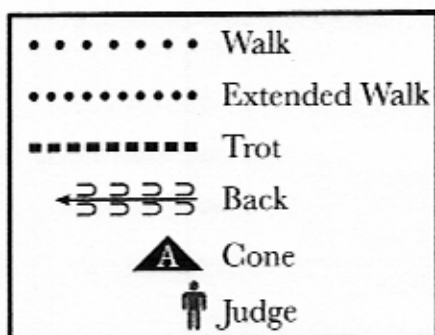


Stowmanship

Youth - Am - Select

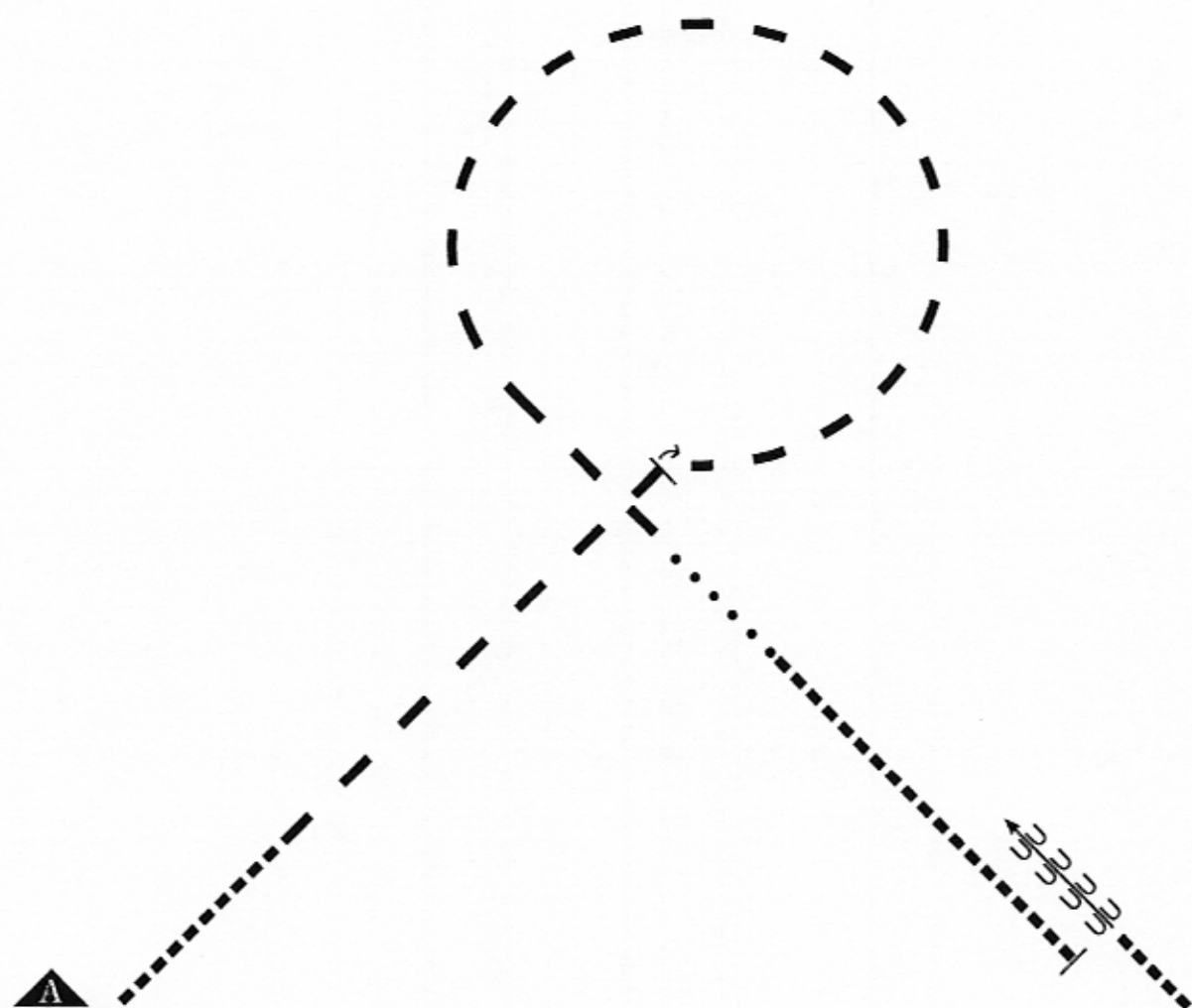


1. Start at A. Walk approximately five steps.
2. Trot right square corner then soft left corner.
3. Trot 3/4 left circle.
4. Stop. Perform a 180° turn.
5. Trot to judge.
6. Stop and set up.
7. Inspection.
8. Perform a 270° turn.
9. Back.
10. Extended walk approximately five steps. Trot to exit.



HUNT SEAT EQUITATION

All Walk-Trot

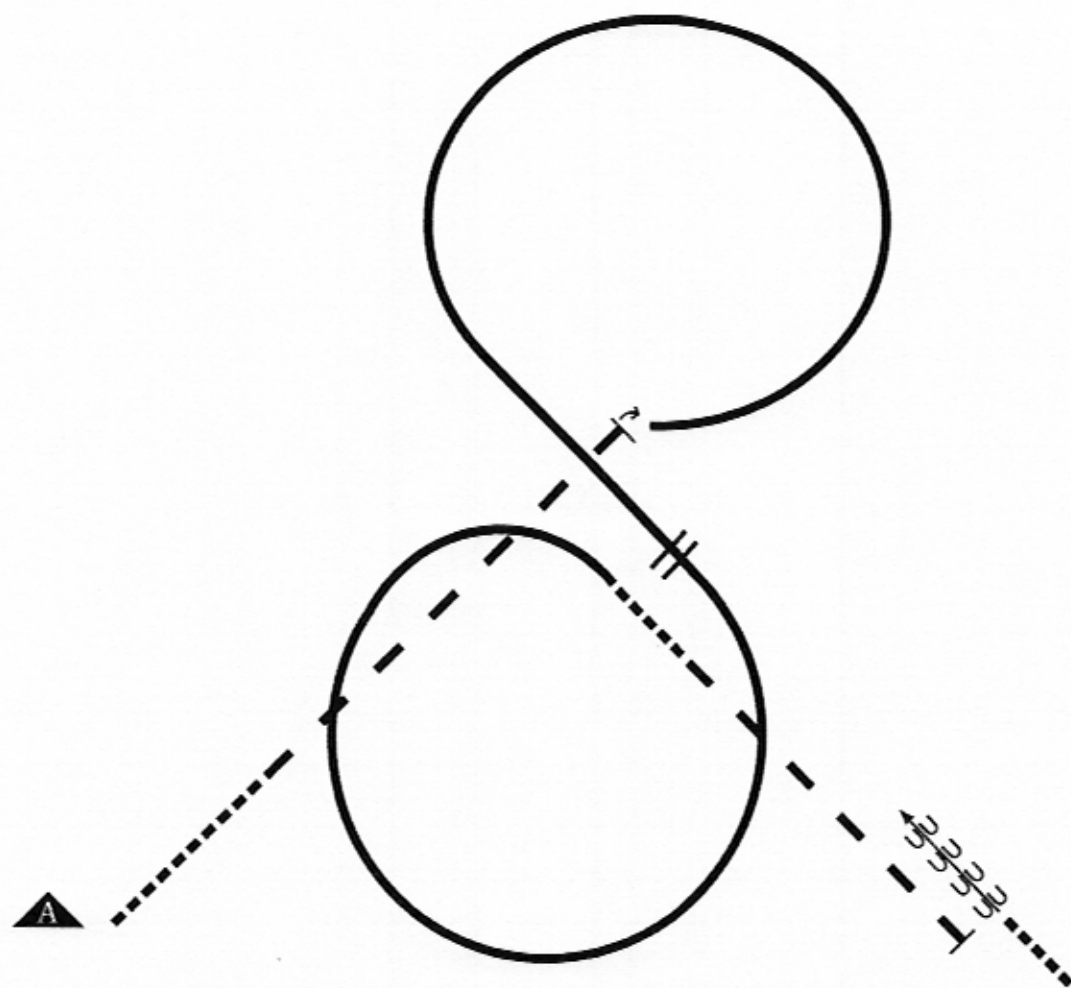


1. Start at A. Sitting trot.
2. Posting trot left diagonal to middle of pattern.
3. Stop. Approximately 90° turn right on forehand.
4. Posting trot right diagonal circle.
5. Walk approximately five steps.
6. Sitting trot.
7. When even with A stop and back.
8. Exit at sitting trot.

.....	Walk
-----	Sitting Trot
- - - -	Trot
← u u u u	Back
▲	Cone

HUNT SEAT EQUITATION

Novice Youth, Novice Amateur *Rookie*

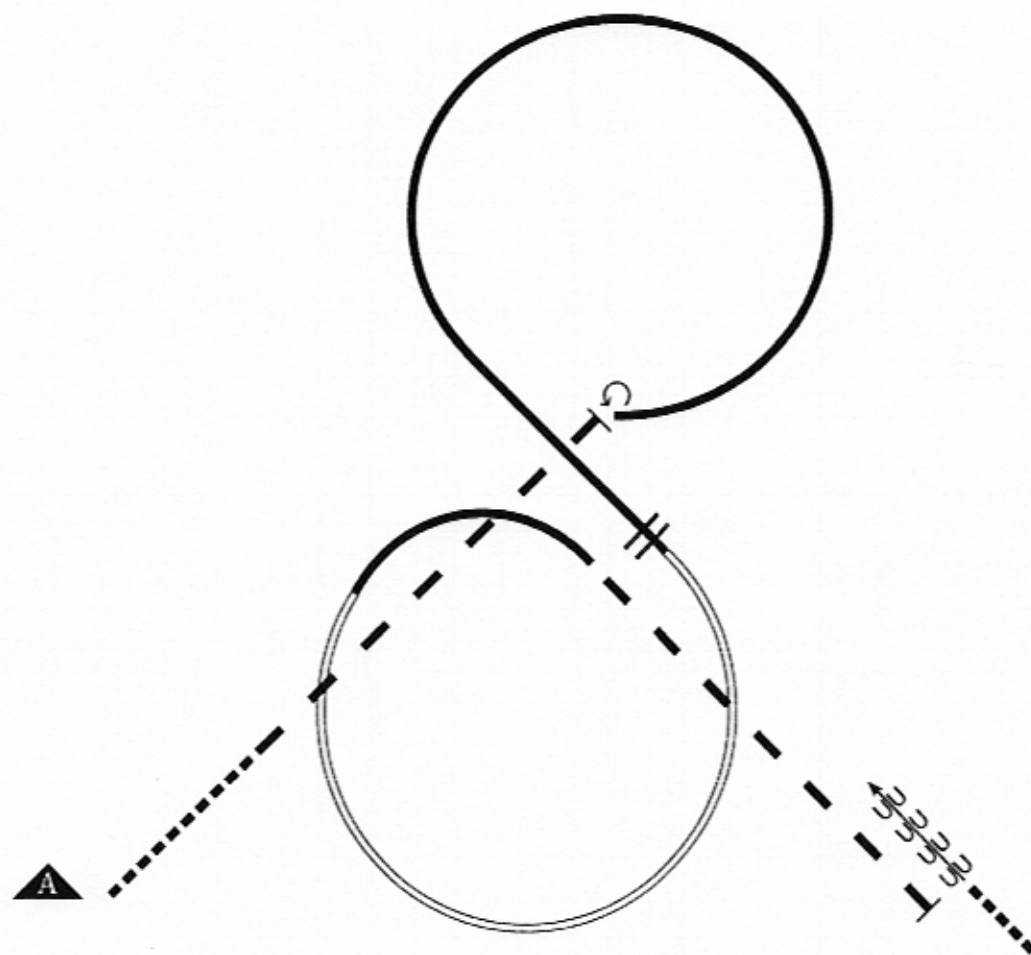


1. Start at A. Sitting trot.
2. Posting trot left diagonal to middle of pattern.
3. Stop. 90° turn right on forehand.
4. Canter left lead circle.
5. Change leads.
6. Canter right lead 3/4 circle.
7. At top of circle sitting trot for approximately two strides.
8. Posting trot right diagonal.
9. When even with A stop and back.
10. Exit at sitting trot.

.....	Walk
.....	Sitting Trot
- - -	Trot
————	Canter
///	Lead Change
← — — — — →	Back
▲	Cone

HUNT SEAT EQUITATION

YOUTH AM select



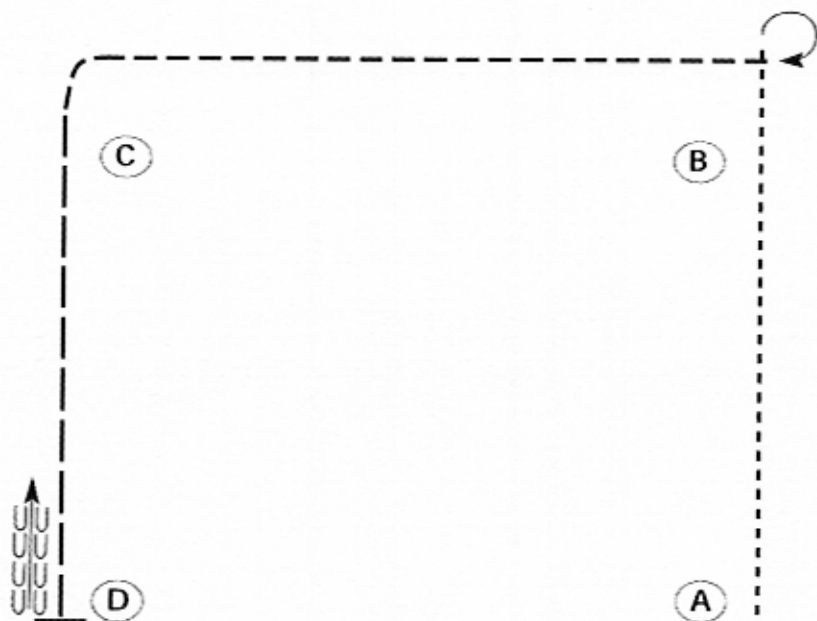
1. Start at A. Sitting trot.
2. Posting trot left diagonal to middle of pattern.
3. Stop. 270° turn left on forehand.
4. Canter left lead circle.
5. Change leads.
6. Hand gallop right lead 3/4 circle.
7. Collect canter.
8. At top of circle posting trot right diagonal.
9. When even with A stop and back.
10. Exit at sitting trot.

.....	Walk
.....	Sitting Trot
- - - -	Trot
————	Canter
=====	Hand Gallop
///	Lead Change
← 3 3 3 3	Back
▲	Cone

Fiesta

Walk Trot Horsemanship

Show Date:



Be ready at A.

1. Walk from A to B.
2. Stop past B and execute a 270 degree turn to the right.
3. Jog from B around C.
4. Extend the jog from C to D.
5. Stop at D and back one horse length.

Please exit at a jog.

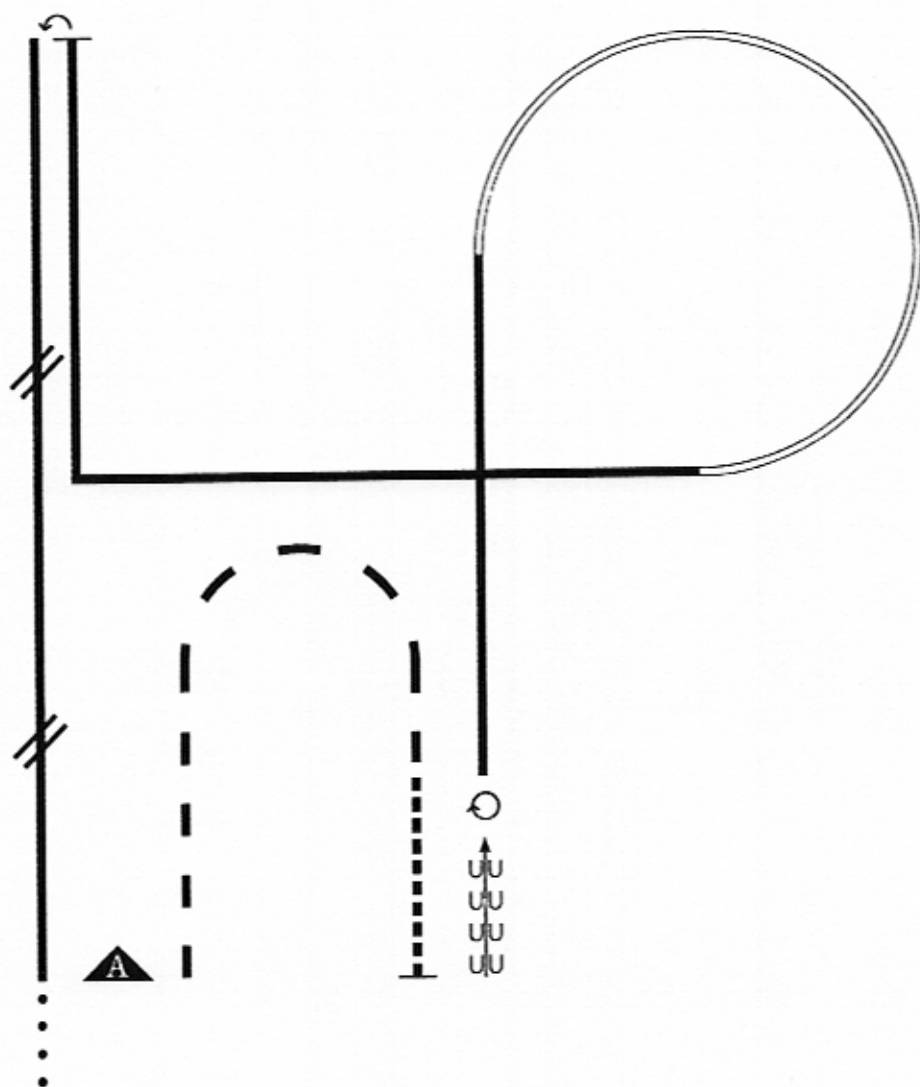
Walk	-----
Jog	-----
Extended Jog	-----
Lope	-----
Leg Yield	
Lead Change	///
Back	←←←←
Marker	(B)
Sidepass	←←←←

[WH/WT-23]

Pattern Provided by:

WESTERN HORSEMANSHIP

YOUTH Am Select



1. Start at A. Extended jog loop to right.
2. Slow to jog. Stop and back.
3. Perform a 5/4 turn right.
4. Lope right lead.
5. Build speed and lope right 3/4 circle with speed.
6. Collect lope and lope right square corner.
7. Stop. Perform a 180° turn left.
8. Lope left lead. Simple lead change.
9. Lope right lead. Simple lead change.
10. Break to walk when even with A.

.....	Walk
.....	Jog
- - - - -	Extended Jog
—————	Lope
=====	Extended Lope
///	Lead Change
← 3 3 3 3	Back
▲	Cone

Fiesta

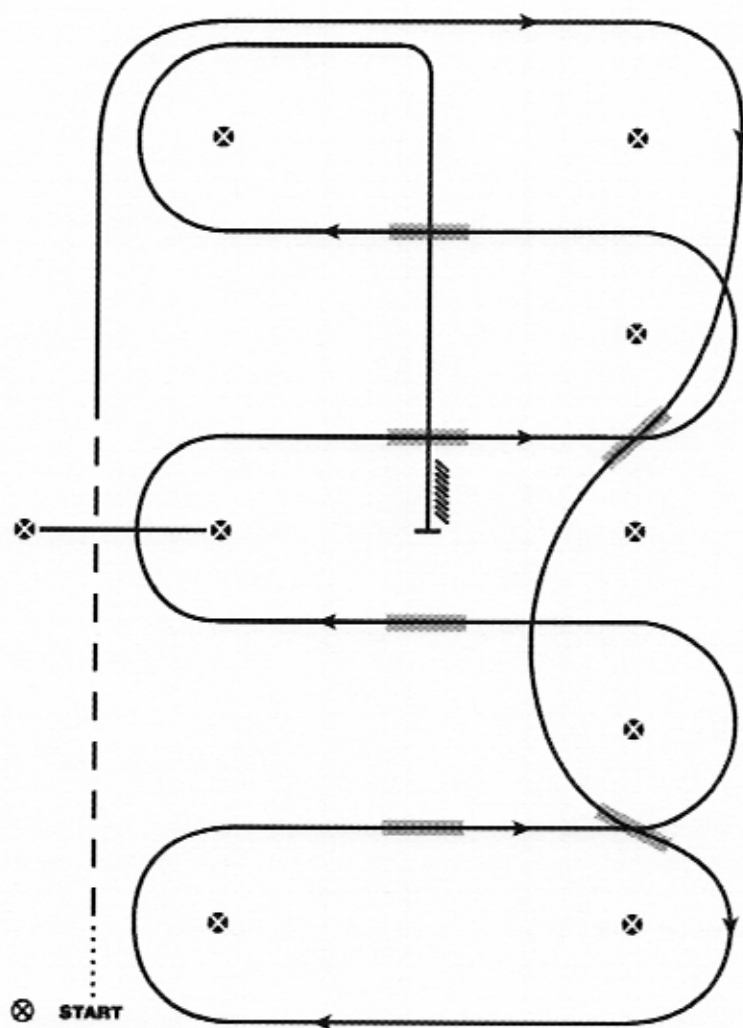
Western Riding (Level 1 Rookie)

Show Date:

LEVEL 1 WESTERN RIDING PATTERN 6

LEGEND

.....	Walk
- - - -	Jog
————	Lope
	Back
	Lead Changing Area



1. Walk at least 15 feet from start cone to the first marker, transition to jog, jog over log.
2. Transition to the lope right lead & lope around end
3. First line change
4. Second line change, lope around the end of arena
5. First crossing change
6. Second crossing change
7. Lope over log
8. Third crossing change
9. Fourth crossing change
10. Lope up the center, stop & back

Revised 06-07-2021

[WR/GP-6]

Pattern Provided by:

Fiesta

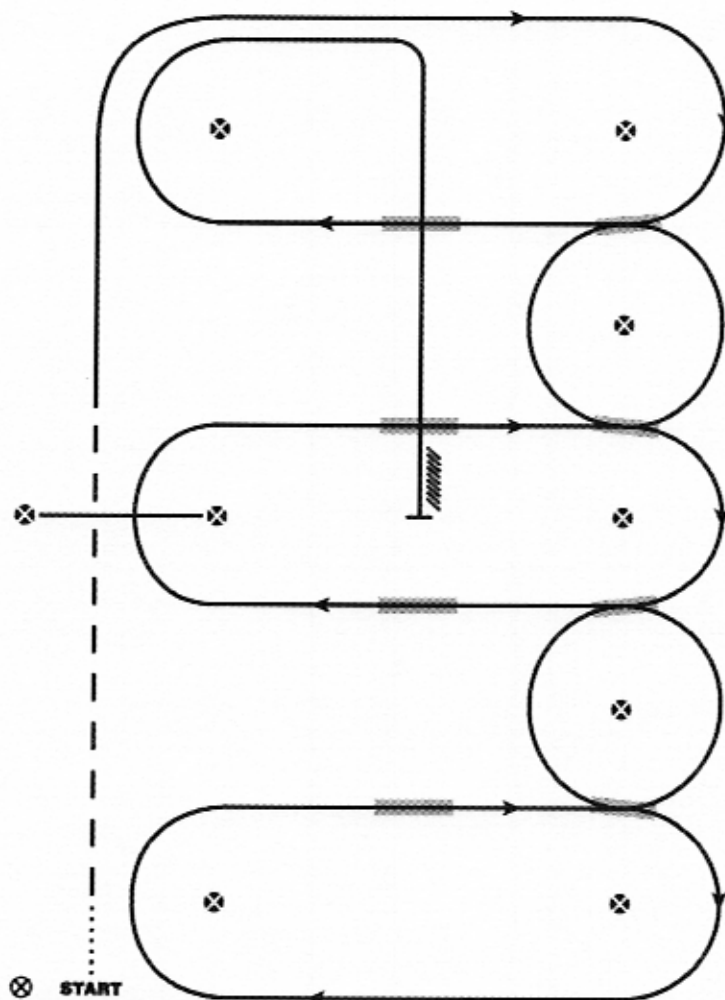
Western Riding (Youth Am Select Jr Sr)

Show Date:

WESTERN RIDING - PATTERN 6

LEGEND

.....	Walk
- - - -	Jog
————	Lope
	Back
	Lead Changing Area



1. Walk at least 15 feet from start cone to the first marker, transition to jog, jog over log
2. Transition to the lope right lead & lope around end
3. First line change
4. Second line change
5. Third line change
6. Fourth line change lope around the end of arena
7. First crossing change
8. Second crossing change
9. Lope over log
10. Third crossing change
11. Fourth crossing change
12. Lope up the center, stop & back

Revised 06 07 2021

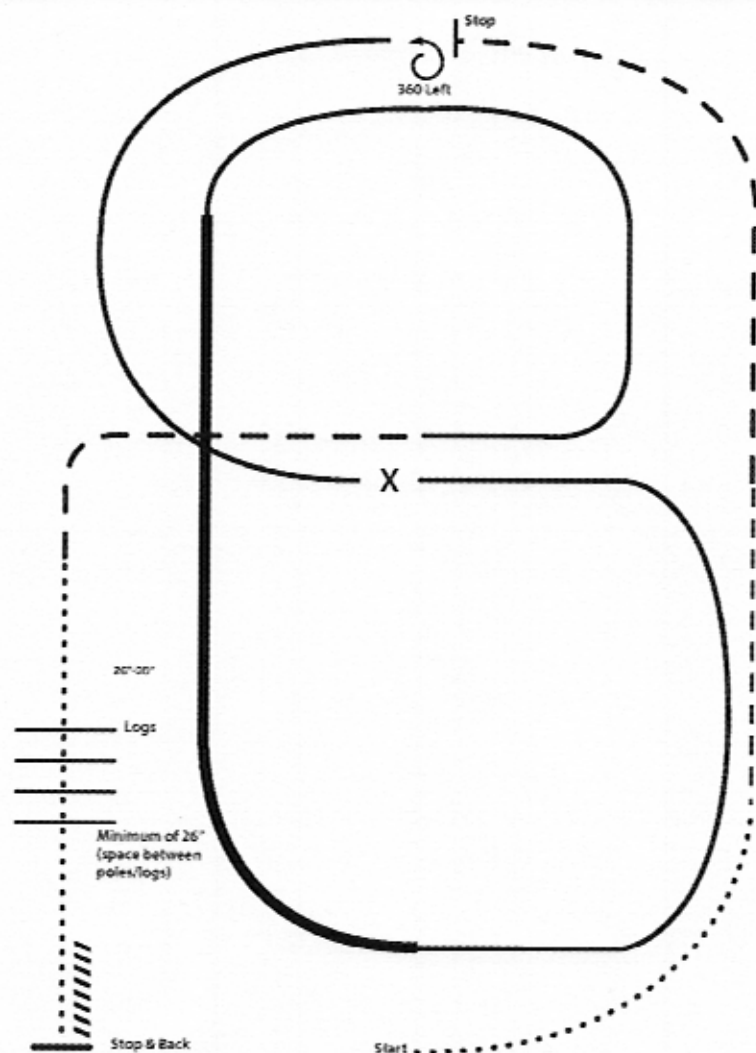
[WR/OP-6]

Pattern Provided by:

Fiesta

Ranch Riding

Show Date: *Rookie - Level 1 - Youth*



X Lead Change
 • Walk
 - Trot
 --- Ext Trot
 ——— Lope
 ——— Ext Lope
 // // // Back

1. Walk
2. Trot
3. Extend the trot, at the top of the arena, stop
4. 360 degree turn to the left
5. Left lead 1/2 circle, lope to the center
6. Change leads (simple or flying)
7. Right lead 1/2 circle
8. Extended lope up the long side of the arena (right lead)
9. Collect back to a lope around the top of the arena and back to center
10. Break down to an extended trot
11. Walk over logs
12. Stop and back

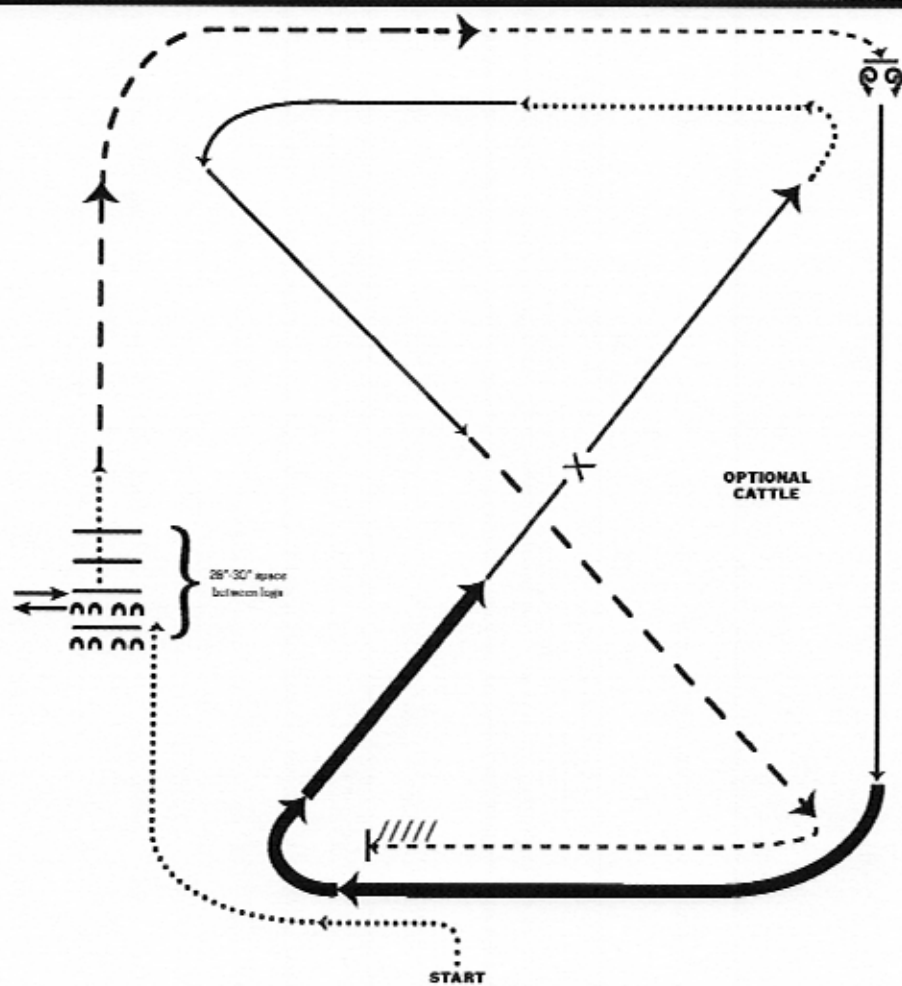
[RR/AQHA-1]

Pattern Provided by:

Fiesta

Ranch Riding

AM-select Show Date: OPEN



1. Walk
2. Side pass left across first log, side pass 1/2 way to right
3. Walk across logs
4. Extended trot
5. Trot
6. Stop, 360 degree turn each direction (either direction 1st) (L-R or R-L)
7. Lope right lead
8. Extended lope (right lead)
9. Collect lope, change leads (simple or flying)
10. Walk
11. Lope left lead
12. Extended trot
13. Trot
14. Stop and back

Note: The drawn description of this pattern is only intended for the general depiction of the pattern. Exhibitors should utilize the arena space to best exhibit their horses.

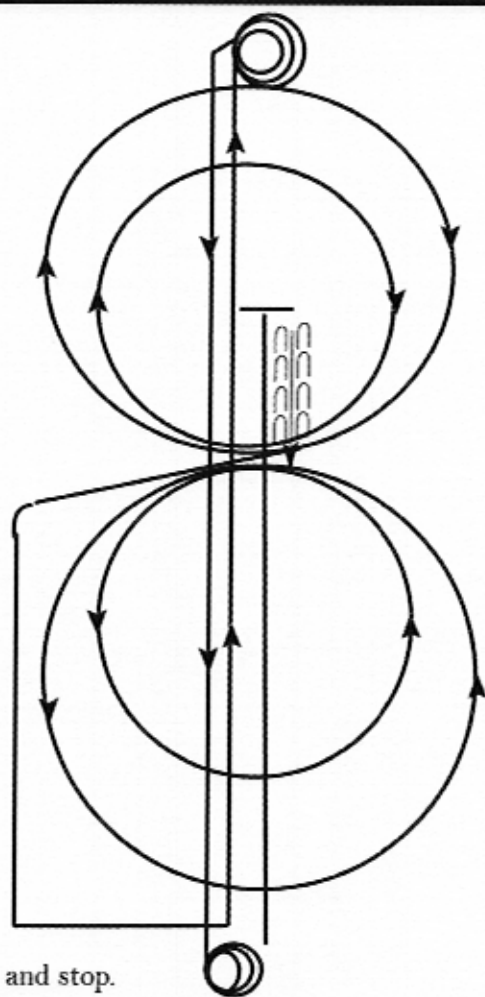
[RR/AQHA-8]

Pattern Provided by:

Fiesta

RANCH REINING LEVEL 1 - Rookie

Show Date:



Pattern 5

1. Start at end of arena.
2. Run past the center marker and stop.
3. Back up at least 10 feet.
4. Complete $1/4$ turn to the left.
5. Complete 2 circles to the left, the first one large and fast and the second small and slow. Change leads at the center of the arena.
6. Complete two circles to the right, the first one small and slow, the second large and fast. Change leads at the center of the arena.
7. Continue around the end of arena without breaking gait or changing leads, run down center of arena past end marker, come to a square sliding stop.
8. Complete $3 \frac{1}{2}$ spins to the right.
9. Run down center of arena past end marker and come to a square sliding stop.
10. Complete $3 \frac{1}{2}$ spins to the left.
11. Hesitate to complete pattern.

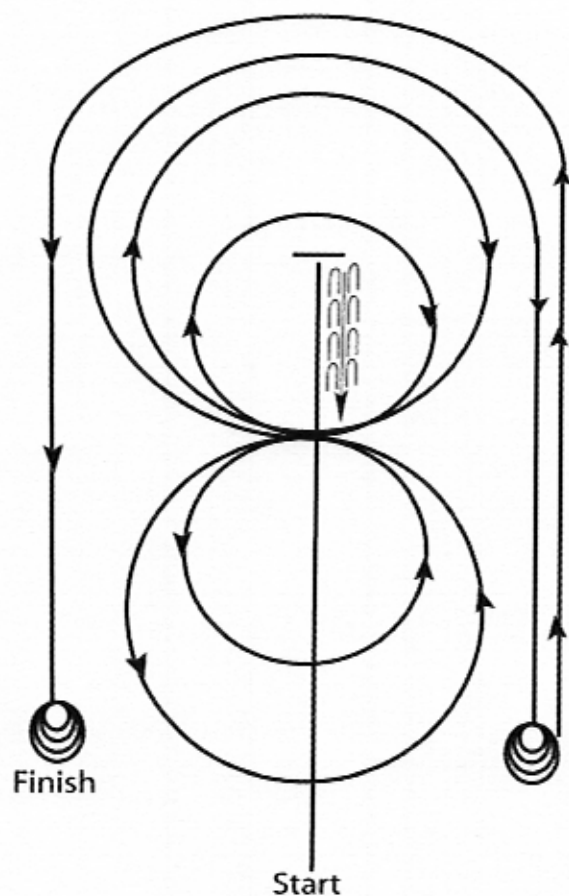
[NRCHAWC/5]

Pattern Provided by:

Fiesta

JR/SR YOUTH AM SELECT (Ranch Reining)

Show Date:



Pattern 1

1. Start at end of arena. Run down middle past center marker to a sliding stop.
2. Back at least 10 feet to center. 1/4 turn left.
3. Pickup right lead, big fast circle, small slow circle.
4. Change leads to left, big fast circle, small slow circle.
5. Change leads to right, do not close this circle.
6. Run around end of arena and down the side (approximately 20 feet from fence) past center marker and come to a sliding stop.
7. Complete 3 1/2 turns to the right.
8. Continue back down side and end of arena to other side (approximately 20 feet from fence) go past center marker and come to a sliding stop.
9. Complete 3 1/2 turns to the left.
10. Hesitate to complete pattern.

[NRCHAWC/1]

Pattern Provided by: