

# 2022 Trophy Circuit Class List

## Thursday & Saturday \* 8:00 AM

### Showmanship

- 1 Rookie Youth Showmanship
- 2 L1 Youth 13 & Under Showmanship
- 3 L1 Youth 14-18 Showmanship
- 4 Youth 13 & Under Showmanship
- 5 Youth 14-18 Showmanship
- 6 Rookie Amateur Showmanship
- 7 Level 1 Amateur Showmanship
- 8 Level 1 Select Am Showmanship
- 9 Select Amateur Showmanship
- 10 Amateur Showmanship
- 11 AB W/T 11 & U Showmanship\*\***
- 12 All Breed Level 1 Showmanship 14 & Under**
- 13 All Breed Level 1 Showmanship 15 and Over**
- 14 All Breed Showmanship 14 & Under**
- 15 All Breed Showmanship 15 & Over \***
- 16 AB Bareback WT pattern only\***
- 17 AB Bareback Horsemanship pattern only\***

### Halter

- 18 Yearling Stallions, Open
- 19 Two Year Old Stallions, Open
- 20 Three Year Old Stallions, Open
- 21 Aged Stallions, Open
- Grand & Res Champion Stallions
- 24 Amateur Yearling Stallions
- 25 Amateur Two Year Old Stallions
- 26 Amateur Three Year Old Stallions
- 37 Amateur Aged Stallions
- Grand & Res Stallions, Amateur
- 40 Yearling Geldings, Open
- 41 Two Year Old Geldings, Open
- 42 Three Year Old Geldings, Open
- 43 Aged Geldings, Open
- 44 Performance Gelding Halter, Open
- Grand & Reserve Champion Geldings
- 47 Amateur Yearling Geldings
- 48 Amateur Two Year Old Geldings
- 49 Amateur Three Year Old Geldings
- 50 Amateur Aged Geldings
- 51 Am Performance Gelding Halter
- Grand & Reserve Amateur, Geldings
- 54 Level 1 Am Yearling Geldings,
- 55 Level 1 Am Two Year Old Geldings
- 56 Level 1 Am Three Year Old Geldings
- 57 Level 1 Am Aged Geldings
- 58 Level 1 Am Performance Geldings
- 59 Yearling Fillies, Open
- 60 Two Year Old Mares, Open
- 61 Three Year Old Mares, Open
- 62 Aged Mares Open
- 63 Performance Mare Halter, Open
- Grand & Reserve Champion Mares
- 66 Amateur Yearling Mares,
- 67 Amateur Two Year Old Mares
- 68 Amateur Three Year Old Mares
- 69 Amateur Aged Mares
- 70 Amateur Performance Halter Mare,
- Grand & Reserve Amateur Mares
- 73 Level 1 Am Yearling Mares
- 74 Level 1 Am Two Year Old Mares
- 75 Level 1 Am Three Year Old Mares
- 76 Level 1 Am Aged Mares
- 77 Level 1 Am Performance Mares
- 78 Youth Yearling Geldings
- 79 Youth Two Year Old Geldings
- 80 Youth Three Year Old Geldings
- 81 Youth Aged Geldings
- 82 Youth Performance Halter Gelding
- Grand & Reserve Youth Geldings
- 85 Level 1 Youth Yearling Geldings
- 86 Level 1 Youth Two YO Geldings
- 87 Level 1 Youth Three YO Geldings
- 88 Level 1 Youth Aged Geldings
- 89 Level 1 Youth Perf Geldings
- 90 Youth Yearling Mares
- 91 Youth Two Year Old Mares
- 92 Youth Three Year Old Mares
- 93 Youth Aged Mares
- 94 Youth Performance Halter Mare
- Grand & Reserve Youth Mares
- 97 Level 1 Youth Yearling Mares
- 98 Level 1 Youth Two Year Old Mares
- 99 Level 1 Youth Three Year Old Mares
- 100 Level 1 Youth Aged Mares
- 101 Level 1 Youth Performance Mares

## Thursday & Saturday, continued

### Western Riding

- 103 AB Level 1 Horse Western Riding \***
- 104 Level 1 Horse Western Riding
- 105 Rookie Youth Western Riding
- 106 Level 1 Youth 13 & Under Western Riding
- 107 Level 1 youth 14-18 Western Riding
- 108 Youth 18 & Un Western Riding
- 109 Junior Horse Western Riding
- 110 Rookie Amateur Western Riding
- 111 Level 1 Amateur Western Riding
- 112 Select Amateur Western Riding
- 113 Amateur Western Riding
- 114 Senior Horse Western Riding
- 115 AB Western Riding Level 1 18 & under\***
- 116 AB Western Riding Level 1 19 and Over\***
- 117 AB Western Riding\*18 and Under\***
- 118 AB Western Riding 19 and Over \***

### Hunter Under Saddle

- >>301—SATURDAY ONLY HUS FUTURITY 4 & Un
- 119 AB Level 1 Horse**
- 120 Level 1 Horse HUS
- 121 Jr Horse Hunter Under Saddle
- 122 Rookie Youth HUS
- 123 Level 1 Youth 13 and Under HUS
- 124 Level 1 Youth 14-18 Youth HUS
- 125 Youth 13 & Under HUS
- 126 Youth 14—18 HUS
- 127 Level 1 Youth W/T HUS
- 128 Level 1 Amateur W/T HUS
- 129 Rookie Amateur HUS
- 130 Level 1 Amateur HUS
- 131 Select Amateur HUS
- 132 Amateur HUS
- 133 Sr Horse HUS
- 134 AB W/T 11 & Un HUS\*\***
- 135 AB W/T HUS\***
- 136 All Breed HUS \*14 and Under\***
- 137 All Breed HUS 15 and Over \***

### Hunt Seat Equitation

- 138 AB W/T 11 & Un Hunt Seat Eq\*\***
- 139 AB W/T Hunt Seat Eq\* 18 and Under**
- 140 Level 1 Am W/T Hunt Seat Eq
- 141 Rookie Amateur Hunt Seat Eq
- 142 Level 1 Amateur Hunt Seat Eq
- 143 Select Amateur Hunt Seat Eq
- 144 Amateur Hunt Seat Eq
- 145 Rookie Youth Hunt Seat Eq
- 146 Level 1 13 & Un Youth Hunt Seat Eq
- 147 Level 1 14-18 Youth Hunt Seat Eq
- 148 Youth 13 & Under Hunt Seat Eq
- 149 Youth 14-18 Hunt Seat Eq
- 150 Level 1 Youth W/T Hunt Seat Eq
- 151 AB Level 1 18 and Un Hunt Seat Eq\***
- 152 AB Level 1 19 and Over Hunt Seat Eq\***

### Futurities SATURDAY ONLY—One Go

- 305 All Breed 2 Year Old Western Futurity**
- >>302 Western Pleasure 3 Yr Pro**
- >>303 Western Plsr 3 Yr Non Pro**

## Saturday HAALA HORSEMANSHIP CHALLENGE

The top two any Equitation or Horsemanship Class will compete for 3 buckles and  
HAALA Jeans  
Must compete in seat qualified

Harris All Around Saddles  
Must show in Halter at both circuits to be eligible  
Walk Trot 11 and Under  
Level 1 13 and Under  
Level 1 14-18  
Level 1 Amateur-Level 1 Select  
Youth -Amateur-Select

## Friday & Sunday 8:00 AM

### Trail

- 153 A -All Breed Level 1 Trail**
- 153 Level 1 Horse Trail
- 154 Level 1 Youth 13 and under Trail
- 155 Level 1 Youth 14-18 Trail
- 156 Level 1 Am Trail
- 157 Rookie Youth Trail
- 158 Rookie Am Trail
- 159 Youth 13 & Under Trail
- 160 Youth 14-18 Trail
- 161 Jr Horse Trail
- 162 Select Amateur Trail
- 163 Amateur Trail
- 164 Sr Horse Trail
- 165 All Breed Trail 14 and under \***
- 166 All Breed Trail 15 and Over \***
- 167 Level 1 Youth Walk Trot Trail
- 168 Level 1 Amateur Walk Trot Trail
- 169 AB W/T 11 & Under Trail\*\***
- 170 All Breed W/T Trail 14 and Under \***
- 171 All Breed W/T Trail 15 and Over**

### 304- LEADLINE SUNDAY ONLY

### Western Pleasure

- 172 AB Level 1 Western Pleasure 18 & U\***
- 173 AB Level 1 Western Pleasure 19 & O\***
- 174 Level 1 Western Pleasure
- 175 Rookie Youth Western Pleasure
- 176 Level 1 Youth and Under W Pleasure
- 177 Level 1 Youth 14-18 Western Pleasure
- 178 Youth 13 & U Western Pleasure
- 179 Youth 14-18 Western Pleasure
- 180 Junior Horse Western Pleasure
- 181 Level 1 Walk Trot Youth Pleasure
- 182 Level 1 Walk Trot Amateur Pleasure
- 183 Rookie Amateur Western Pleasure
- 184 Level 1 Select Am Western Plsr
- 185 Level 1 Amateur Western Pleasure
- 186 Select Amateur Western Pleasure
- 187 Amateur Western Pleasure
- 188 Senior Western Pleasure
- 189 AB W/T 11 & U Western Plsr\*\***
- 190 AB Western Pleasure 14 and Under \***
- 191 AB Western Pleasure 15 and Over \***
- 192 AB W/T Western Pleasure\***

### Horsemanship

- 193 Rookie Youth Horsemanship
  - 194 Level 1 Youth 13 & Under Horsemanship
  - 195 L1 Youth 14-18 Horsemanship
  - 196 AB Level 1 Horsemanship \***
  - 197 AB W/T 11 & U Horsemanship\*\***
  - 198 Youth 13 & Under Horsemanship
  - 199 Youth 14-18 Horsemanship
  - 200 Level 1 W/Trot Youth Horsemanship
  - 201 Level 1 W/T Am Horsemanship
  - 202 Rookie Amateur Horsemanship
  - 203 Level 1 Am Select Horsemanship
  - 204 Level 1 Amateur Horsemanship
  - 205 AB Level 1 Horsemanship 19 and Over
  - 206 Select Amateur Horsemanship
  - 207 Amateur Horsemanship
  - 208 AB W/T Horsemanship All Ages \***
  - 209 AB Horsemanship 14 and Under\***
  - 210 AB Horsemanship 15 and Over \***
- No rail work for All Breed Horsemanship

### Ranch Riding

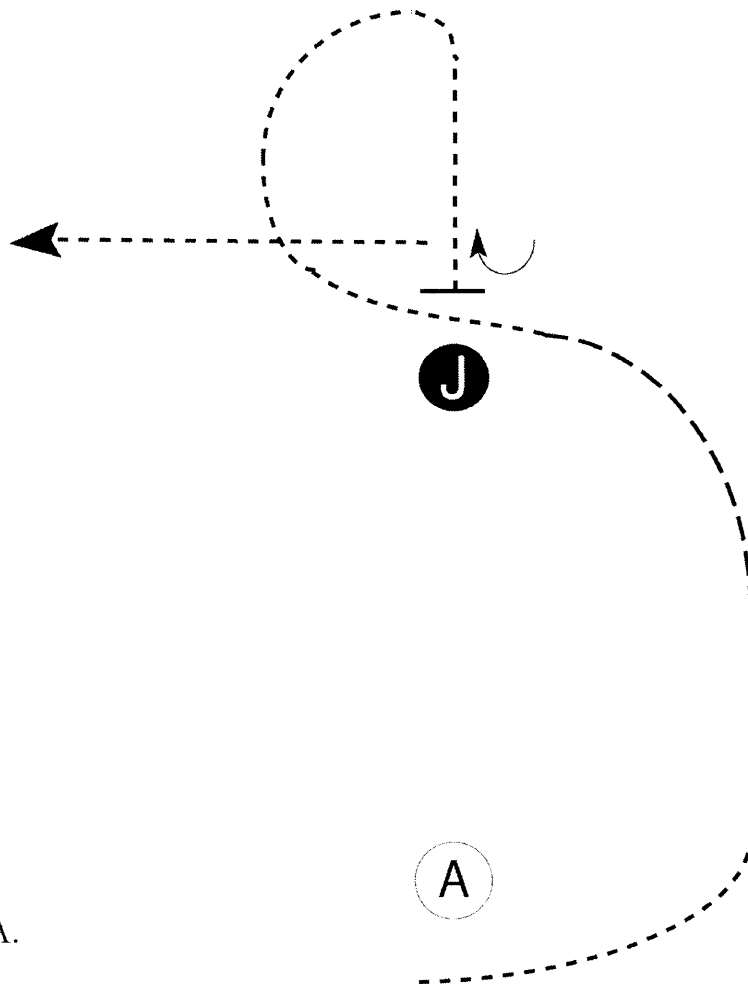
- 211A All Breed Ranch Rail
- 211 Ranch Rail Youth
- 212 Ranch Rail Amateur
- 213 Ranch Rail Open
- 214 Level 1 Ranch Riding
- 215 Level 1 Youth Ranch Riding
- 216 Youth Ranch Riding
- 217 Level 1 Amateur Ranch Riding
- 218 Amateur Ranch Riding
- 219 Select Ranch Riding
- 220 Open Ranch Riding
- \*221 All Breed Ranch Riding**

All Futurities are an added 250.00 purse  
100.00 Entry Fee~ Open to All Breeds

# Trophy Circuit 2022

## Walk Trot

Show Date:



Be ready at A.

1. Walk approximately 2 horse lengths from A.
2. Trot in a half circle until just before Judge.
3. Break to walk and walk past Judge.
4. Walk in a half circle and straight to Judge as shown.
5. Stop and set up for inspection.
6. When dismissed, perform a 1/4 turn.
7. Walk to exit.

Follow the instructions of your ring steward.

Walk	-----
Trot	- - - - -
Back	←
Marker	ⓑ
Judge	ⓐ

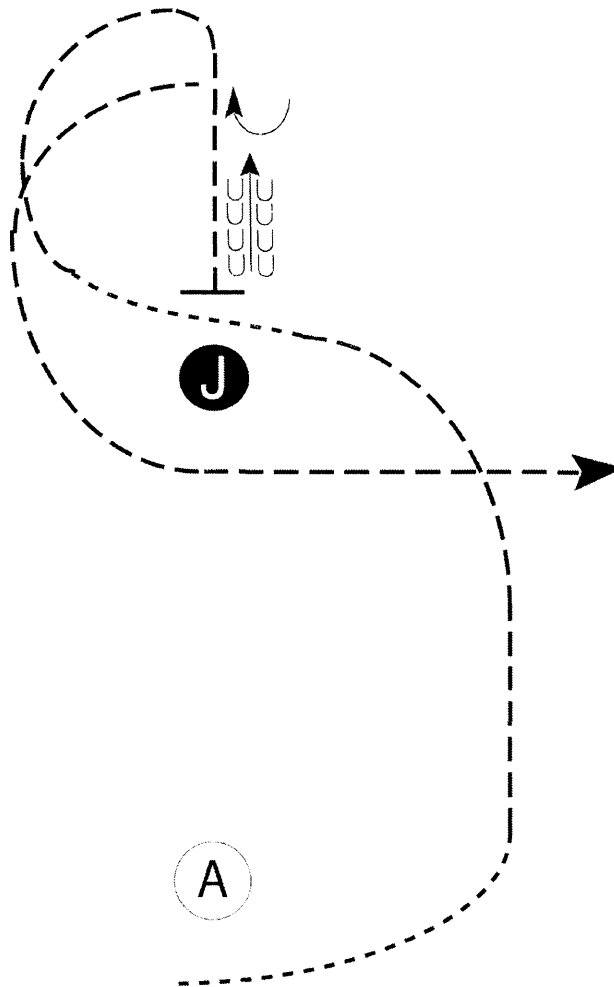
Pattern Provided by:

[S/WT-43]

# Trophy Circuit 2022

## Rookie Level 1 AB Level 1

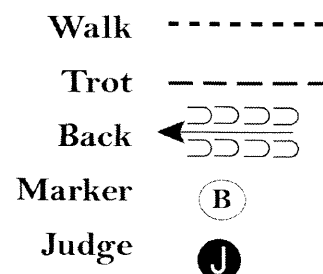
Show Date:



Be ready at A.

1. Walk approximately 2 horse lengths from A.
2. Trot in a half circle until just before Judge.
3. Break to walk and walk past Judge.
4. Trot in a half circle and straight to Judge as shown.
5. Stop and set up for inspection.
6. When dismissed, back approximately one horse length.
7. Perform a 1/4 turn.
8. Trot in a half circle and to exit.

Follow the instructions of your ring steward.



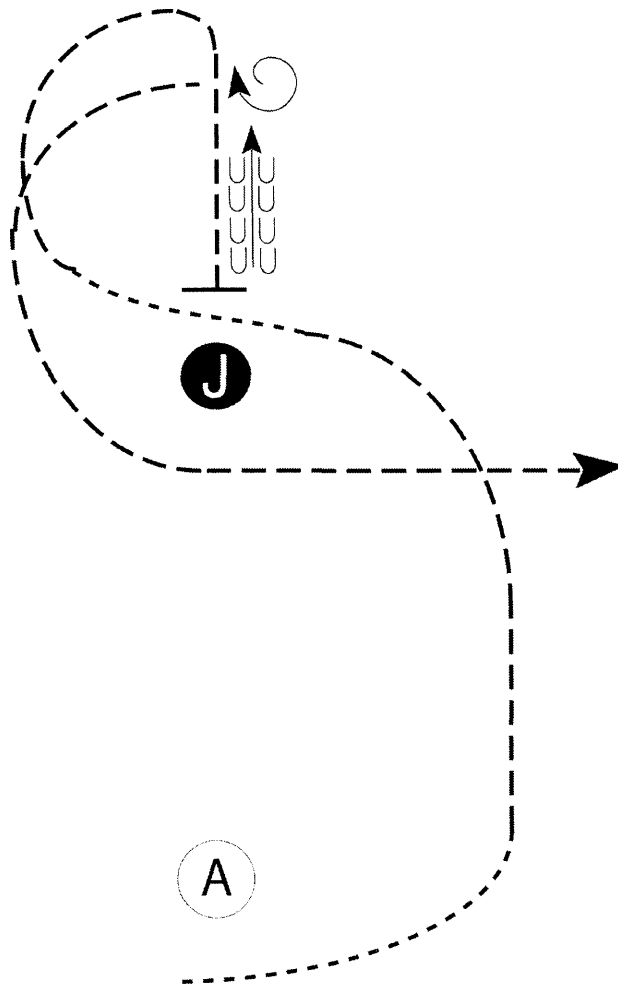
Pattern Provided by:

[S/2-43]

# Trophy Circuit 2022

Youth,Am,Select,All Breed

Show Date:



Be ready at A.

1. Walk approximately 2 horse lengths from A.
2. Trot in a half circle until just before Judge.
3. Break to walk and walk past Judge.
4. Trot in a half circle and straight to Judge as shown.
5. Stop and set up for inspection.
6. When dismissed, back approximately one horse length.
7. Perform a 1 1/4 turn.
8. Trot in a half circle and to exit.

Follow the instructions of your ring steward.

Walk	-----
Trot	- - - - -
Back	←
Marker	ⓑ
Judge	ⓐ

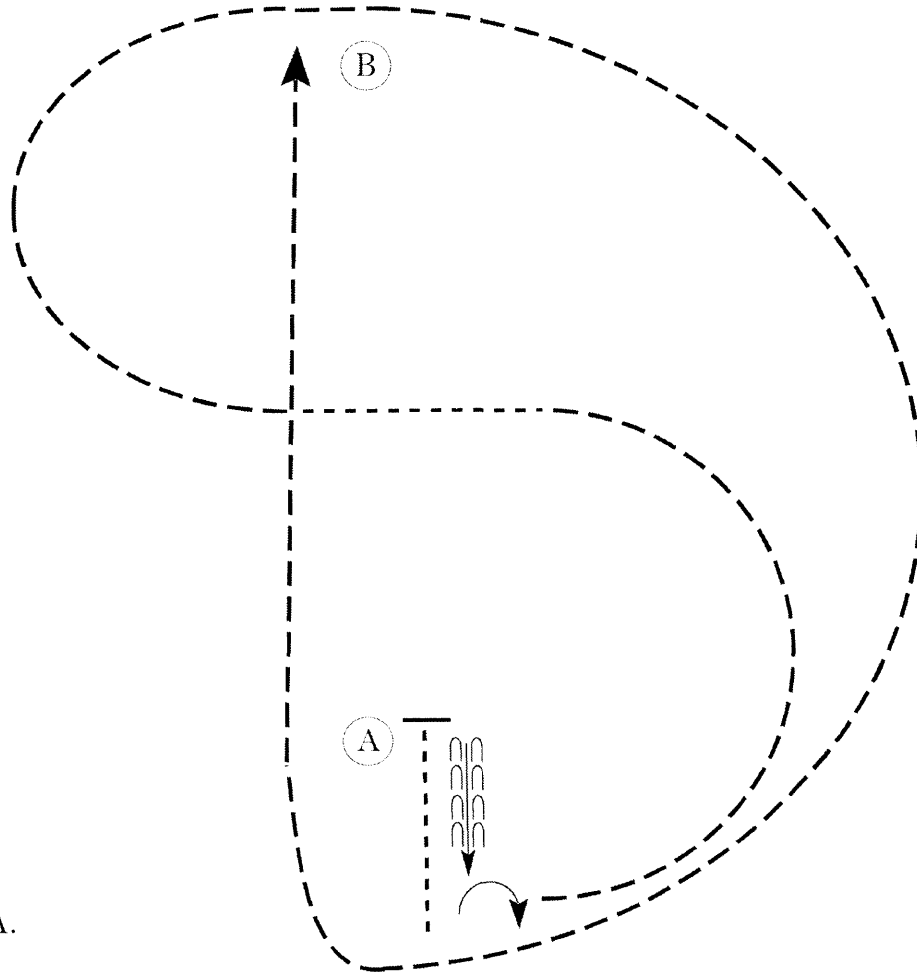
Pattern Provided by:

[S/3-43]

# Trophy Circuit 2022

## Walk Trot

Show Date:



Be ready before A.

1. Walk to A, stop and back approximately one horse length.
2. Perform a 90 degree forehand turn right.
3. Trot on the right diagonal in a half circle to center of pattern.
4. Walk 2-3 horse lengths.
5. Sitting trot in a half circle to B.
6. Trot on the left diagonal to and around A.
7. Continue to trot on the left diagonal to B.

Pattern is over once you pass B.

Walk	-----
Trot	- - - - -
Extended Trot	=====
Canter	=====
Leg Yield	
Lead Change	↗ ↘
Back	← ← ← ← ←
Marker	Ⓚ
Sidepass	← →
Hand Gallop	=====

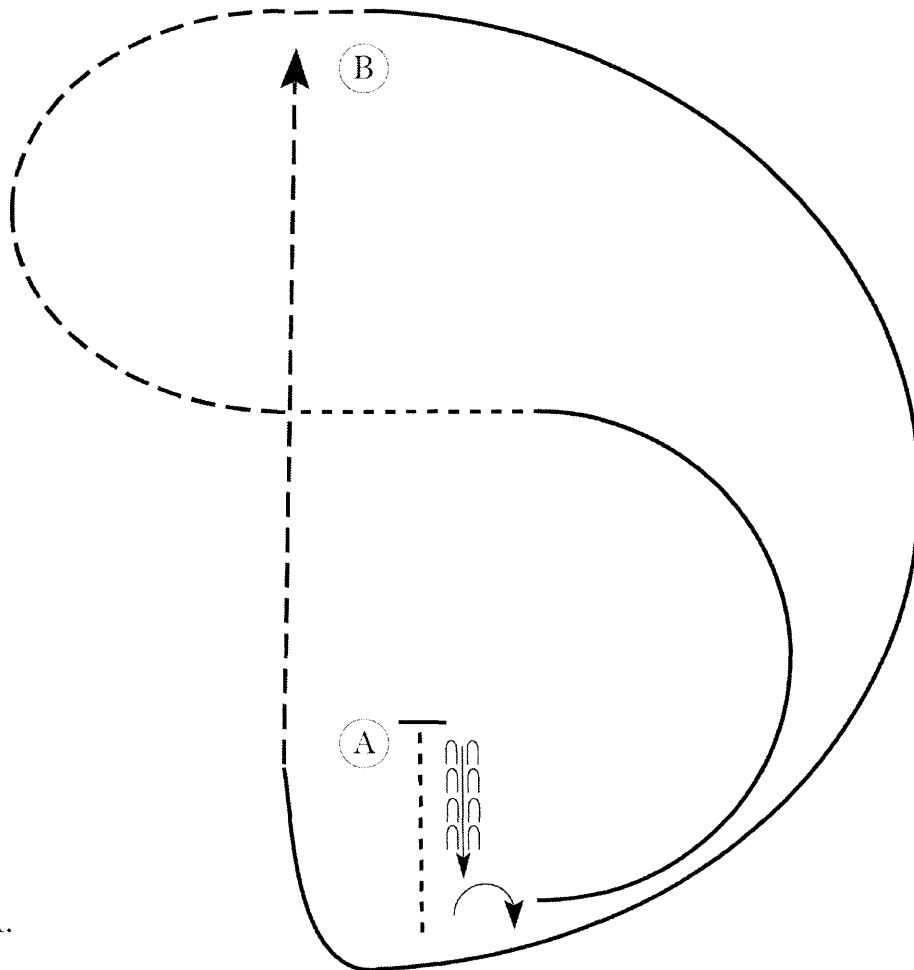
[HSE/WT-67]

Pattern Provided by:

# Trophy Circuit 2022

## Rookie Level 1 AB Level 1

Show Date:



Be ready before A.

1. Walk to A, stop and back approximately one horse length.
2. Perform a 90 degree forehand turn right.
3. Canter on the left lead in a half circle to center of pattern.
4. Walk 2-3 horse lengths.
5. Sitting trot in a half circle to B.
6. Canter on the right lead to and around A.
7. Trot on the left diagonal to B.

Pattern is over once you pass B.

Walk	-----
Trot	- - - - -
Extended Trot	— — — — —
Canter	— — — — —
Leg Yield	
Lead Change	— — — — —
Back	← ← ← ← ←
Marker	(B)
Sidepass	← — — — —
Hand Gallop	— — — — —

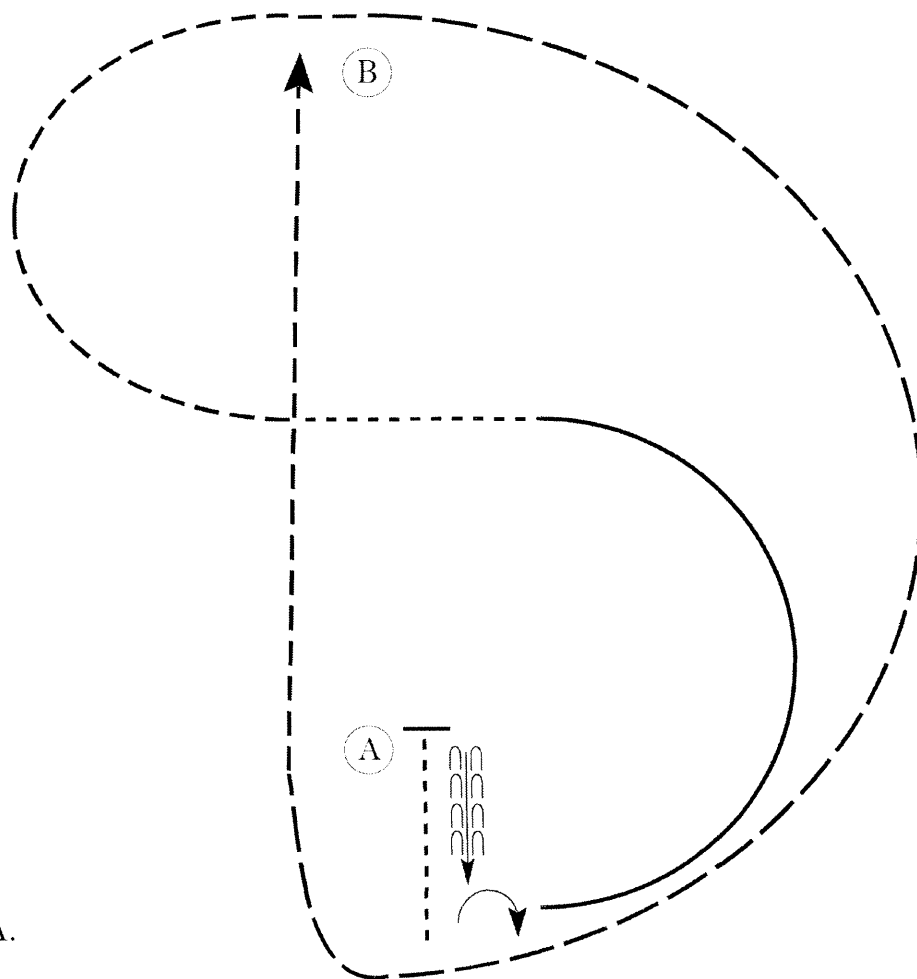
Pattern Provided by:

[HSE/2-67]

# Trophy Circuit 2022

## Youth Am Select All Breed

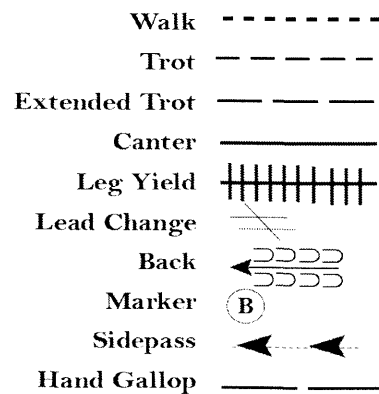
Show Date:



Be ready before A.

1. Walk to A, stop and back approximately one horse length.
2. Perform a 90 degree forehand turn right.
3. Canter on the left lead in a half circle to center of pattern.
4. Walk 2-3 horse lengths.
5. Sitting trot in a half circle to B.
6. Hand gallop on the right lead to and around A.
7. Trot on the left diagonal to B.

Pattern is over once you pass B.



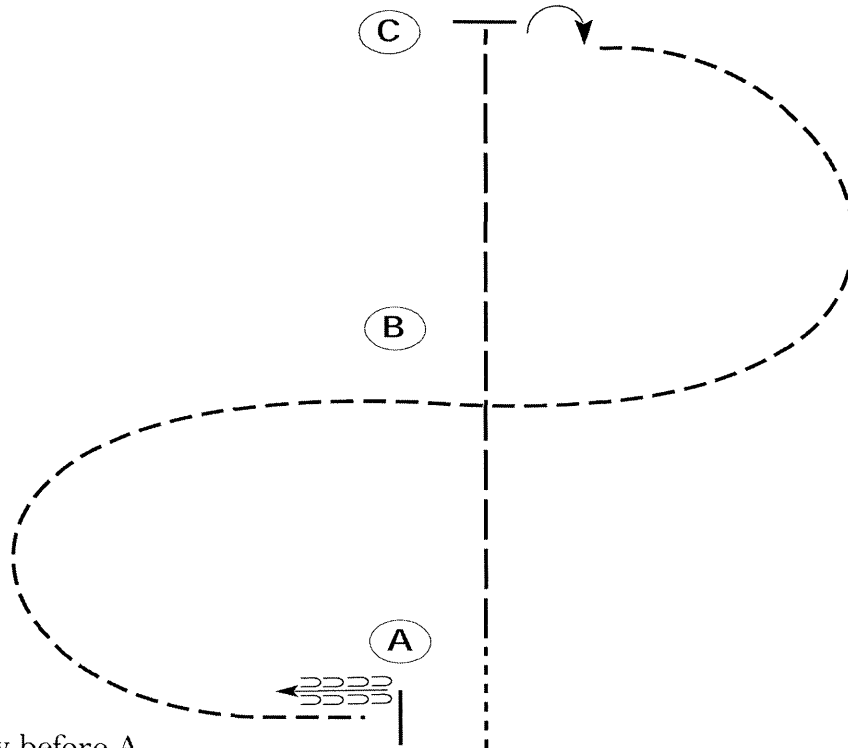
Pattern Provided by:

[HSE/3-67]

# Trophy Circuit 2022

## Horsemanship (Walk Trot )

Show Date:



Be ready before A.

1. Walk to A.
2. Perform an extended jog from A to C.
3. Stop at C and turn 90 degrees to the right.
4. Jog half a circle to B.
5. Continue at a jog in a half circle to A.
6. Stop at A and back approximately one horse length.

Follow the instructions of your ring steward.

Walk	-----
Jog	- - - - -
Extended Jog	— — — —
Lope	— — — —
Leg Yield	
Lead Change	— / —
Back	← ← ← ← ←
Marker	⊙ B
Sidepass	← — — — — →

[WH/WT-30]

Pattern Provided by:

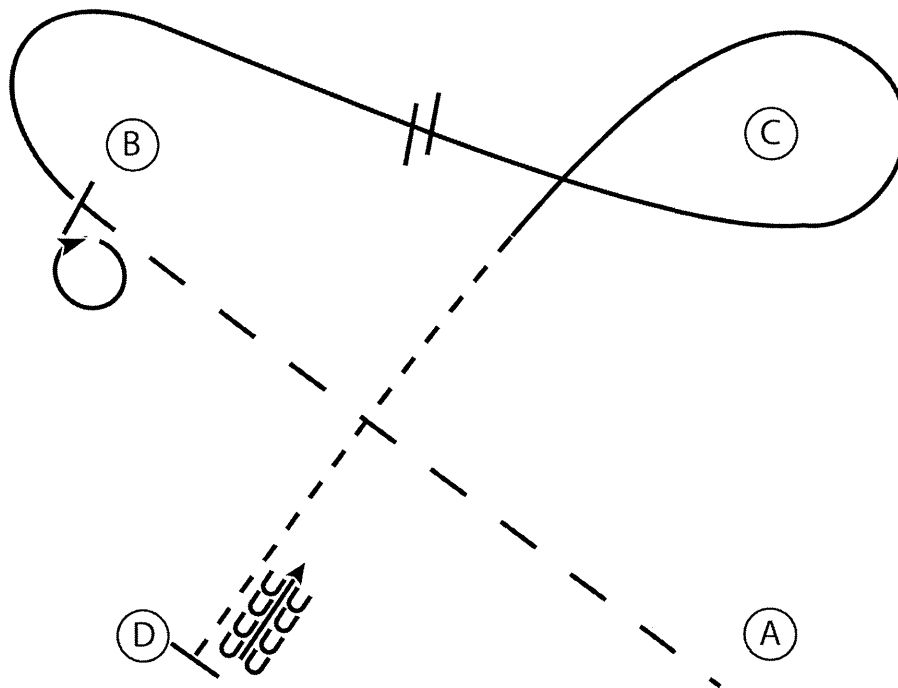
Show Two



# Trophy Circuit 2022

## Horsemanship (Level 1 Rookie )

Show Date:



1. Extend the jog A to B
2. Stop at B and perform a 360 degree turn to the right
3. Lope on the right lead around B
4. Half way between B and C change leads and continue to and around C
5. Jog halfway between C and D
6. At D stop and back

Walk	.....
Jog	-----
Extended Jog	— — — —
Lope	————
Leg Yield	
Lead Change	↗ ↘
Back	←←←←
Marker	(B)
Sidepass	→→→→

[WH/2-27]

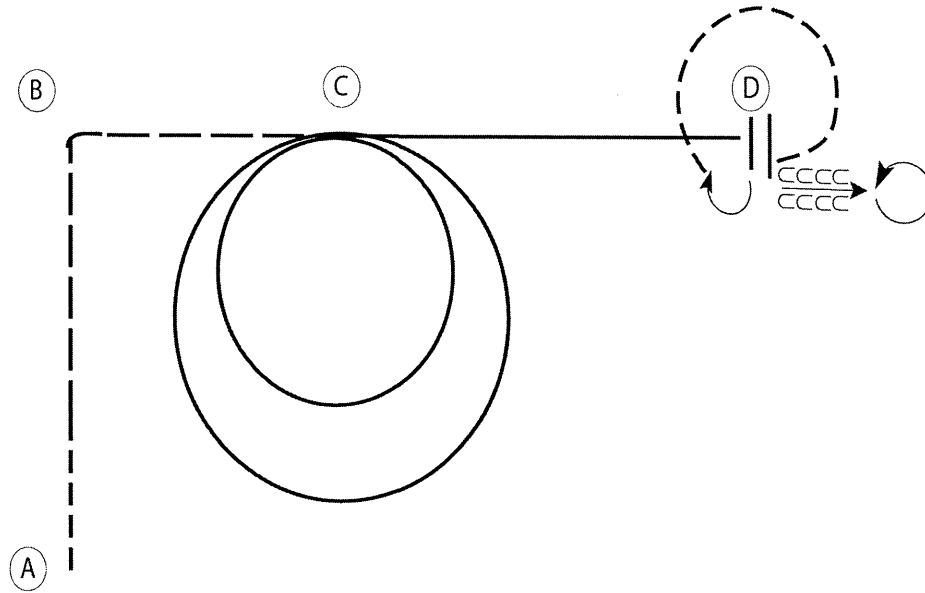
Pattern Provided by:

Show Two

# Trophy Circuit 2022

## Horsemanship (Amateur Select Youth All Breed )

Show Date:



Be ready at A.

1. Jog 2 strides from A.
2. Extend the jog to B around the square corner and to C.
3. Pick up the right lead and lope a small slow circle to the right.
4. Return to C and lope a larger circle with speed at C.
5. Continue on the right lead to D.
6. Stop at D. Turn 180 degrees to the right.
7. Jog a circle around D.
8. Stop at D and back approximately one horse length.
9. Turn 360 degrees to the left.
10. Follow the instructions of your ring steward.

Walk	-----
Jog	-----
Extended Jog	-----
Lope	-----
Leg Yield	
Lead Change	↗↘
Back	←←←←
Marker	(B)
Sidepass	←-----→

[WH/3-5]

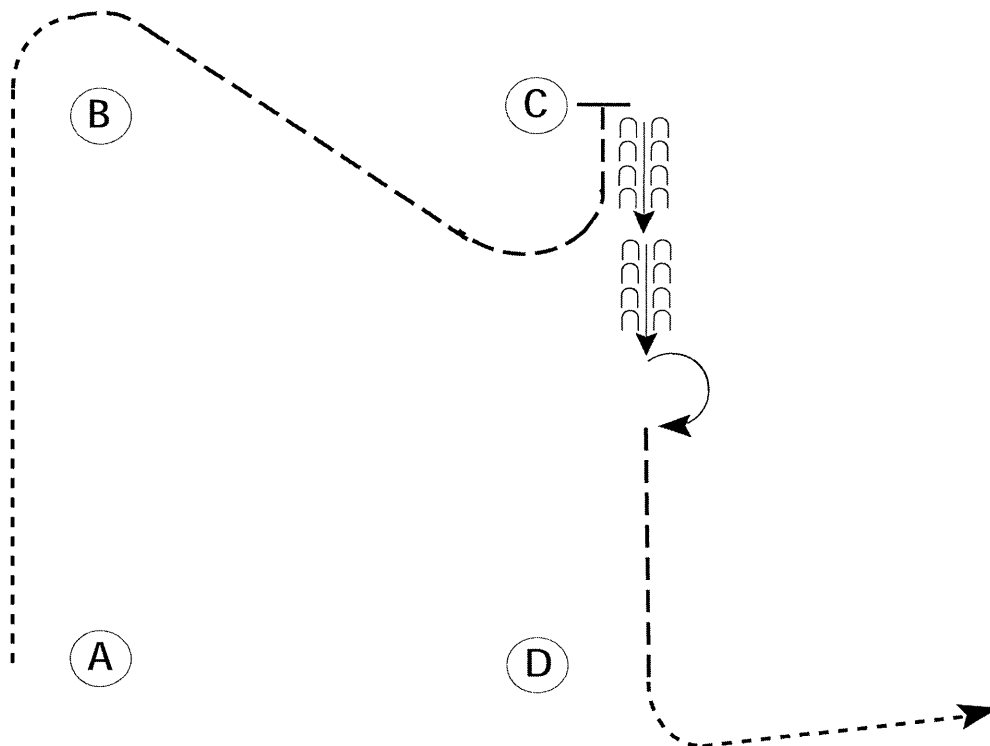
Pattern Provided by:

Show Two

# Trophy Circuit 2022

## Bareback (Walk Trot )

Show Date:



Be ready at A.

1. Walk to B.
2. At the top of B, begin to jog.
3. Jog to C.
4. Stop and back approximately one horse length.
5. Turn 180 degrees to the right.
6. Jog to D.
7. Walk at D and turn to the left.

Follow the instructions of your ring steward.

Walk	-----
Jog	- - - - -
Extended Jog	- - - - -
Lope	— — — — —
Leg Yield	
Lead Change	— / —
Back	← c c c c c
Marker	ⓑ
Sidepass	← — — — — →

[WH/WT-52]

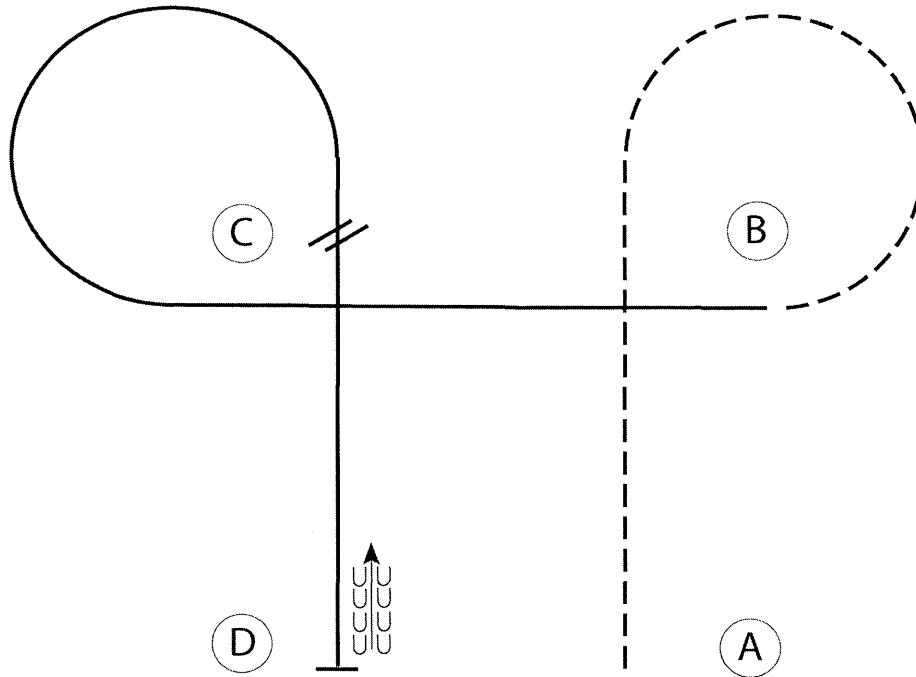
Pattern Provided by:

Show Two

# Trophy Circuit 2022

## Bareback

Show Date:



Be ready at A.

1. Jog A to B.
2. Jog a circle around B.
3. At B, lope on the right lead to C.
4. Lope a circle around C.
5. At C, perform a simple lead change and continue to D.
6. At D, stop and back one horse length.

Follow the instructions of your ring steward.

Walk	-----
Jog	-----
Extended Jog	-----
Lope	-----
Leg Yield	
Lead Change	↖
Back	←←←←←
Marker	ⓑ
Sidepass	←-----→

Pattern Provided by:  
*Show Two*

[WH/2-13]

# Trophy Circuit 2022

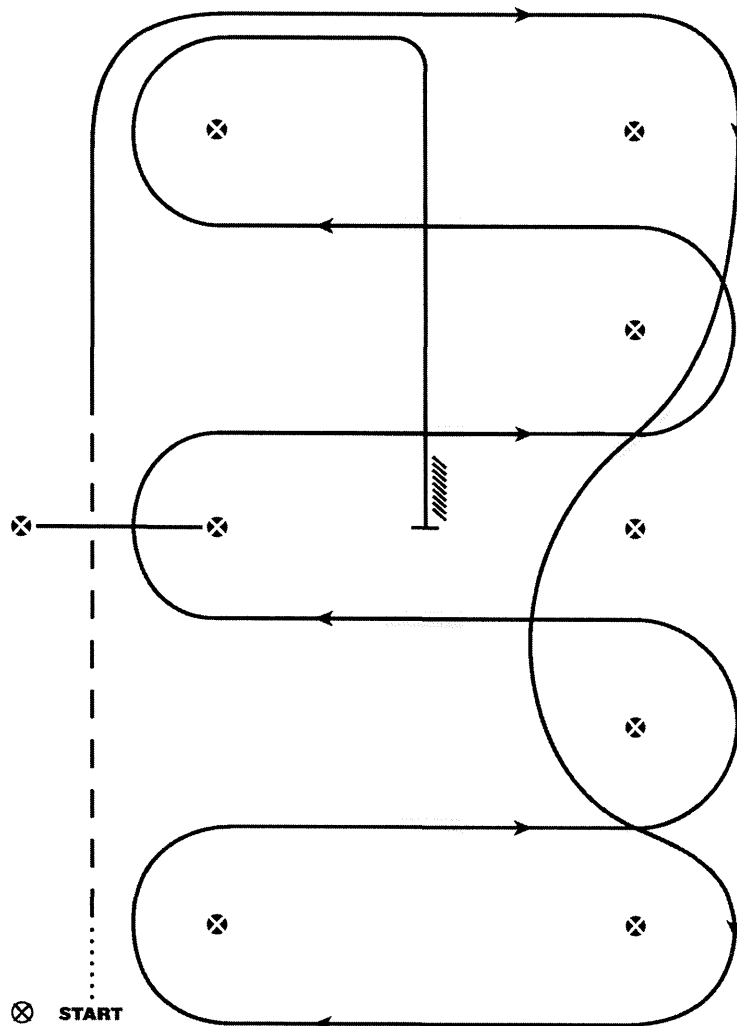
## Western Riding (Level 1 Rookie )

Show Date:

### LEVEL I WESTERN RIDING PATTERN 6

#### LEGEND

.....	Walk
- - -	Jog
—	Lope
////	Back
▨	Lead Changing Area



1. Walk at least 15 feet from start cone to the first marker, transition to jog, jog over log.
2. Transition to the lope right lead & lope around end
3. First line change
4. Second line change, lope around the end of arena
5. First crossing change
6. Second crossing change
7. Lope over log
8. Third crossing change
9. Fourth crossing change
10. Lope up the center, stop & back

Revised 06-07-2021

[WR/GP-6]

Pattern Provided by:  
*Show Two*

# Trophy Circuit 2022

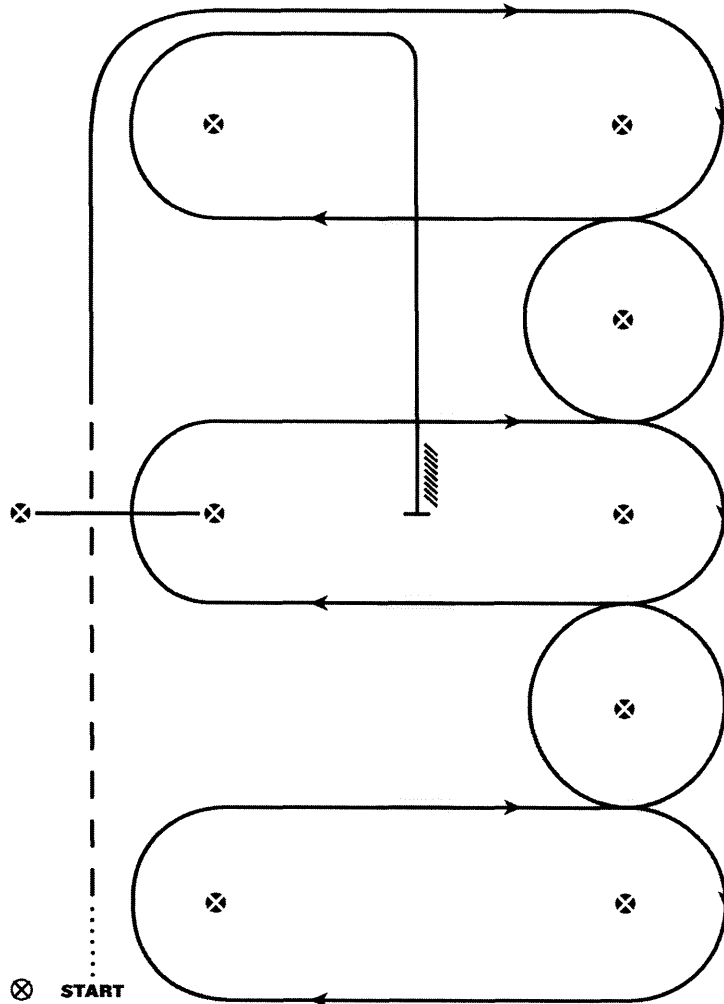
Western Riding (Amateur, Select, Jr. Sr Youth )

Show Date:

## WESTERN RIDING - PATTERN 6

### LEGEND

.....	Walk
- - -	Jog
— — —	Lope
////	Back
▨	Lead Changing Area



1. Walk at least 15 feet from start cone to the first marker, transition to jog, jog over log
2. Transition to the lope right lead & lope around end
3. First line change
4. Second line change
5. Third line change
6. Fourth line change lope around the end of arena
7. First crossing change
8. Second crossing change
9. Lope over log
10. Third crossing change
11. Fourth crossing change
12. Lope up the center, stop & back

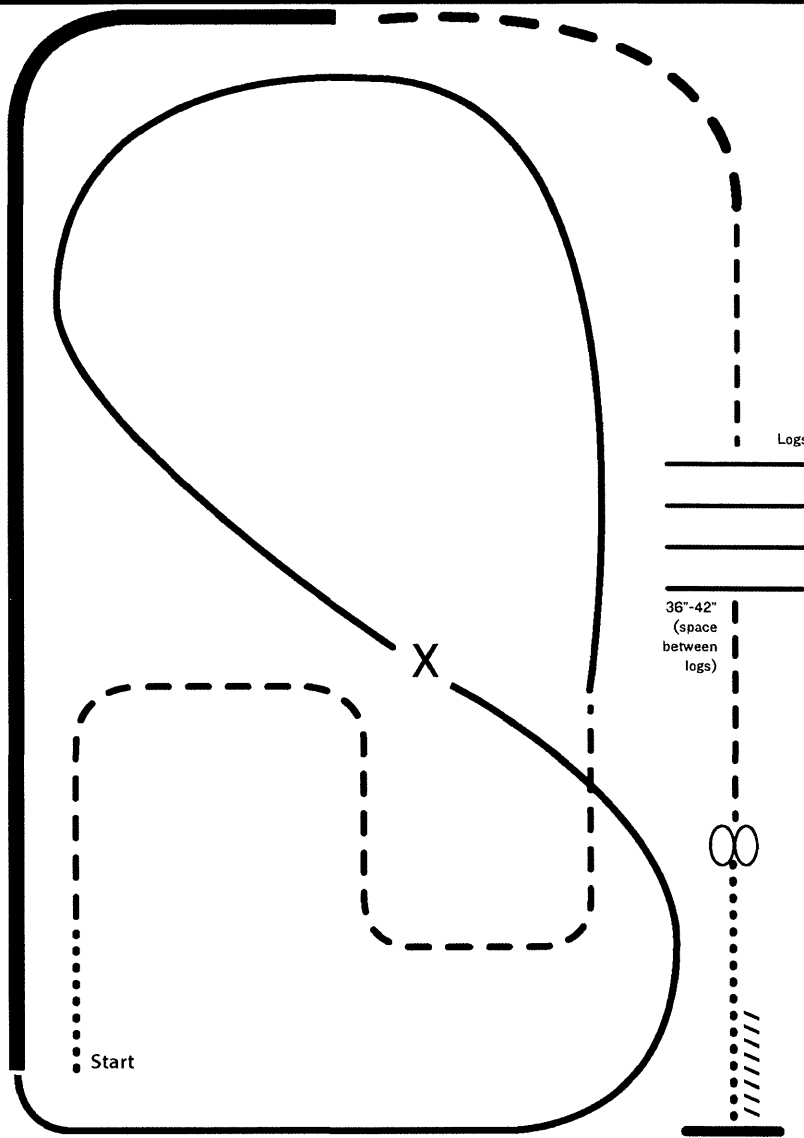
Revised 06-07-2021

[WR/OP-6]

Pattern Provided by:

Show Two

Level 1  
Rookie



- X Lead Change  
 • • Walk  
 — — Trot  
 — — Ext trot  
 — — Lope  
 — — Ext Lope  
 // // Back

- I. Walk
2. Trot serpentine
3. Lope left lead around the end of the arena and then diagonally across the arena
4. Change leads (simple or flying) and
5. Lope on the right lead around end of the arena
6. Extend lope on the straight away and around corner to the center of the arena
7. Extend trot around corner of the arena
8. Collect to a trot
9. Trot over logs
10. Stop, do 360 degree turn each direction (either direction 1st) (L-R or R-L)
- II. Walk, stop and back

**[RR/AQHA-3]**

**Pattern Provided by:**  
*Corrected Ranch*

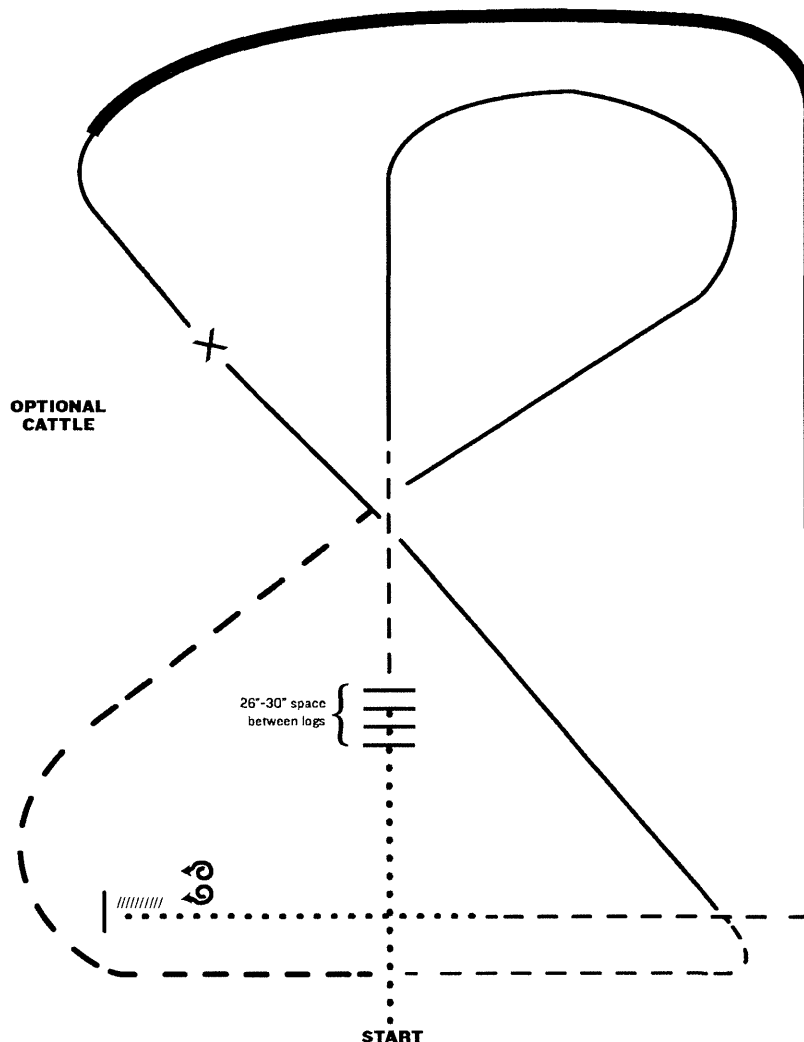
Youth Open

# Trophy Circuit

## Ranch Riding

Show Date:

corrected



1. Walk
2. Walk over logs
3. Trot
4. Lope right lead
5. Extended trot
6. Trot
7. Lope left lead
8. Change leads (simple or flying)
9. Right lead, extended lope
10. Collect Lope
11. Trot
12. Walk
13. Stop and back
14. 360 degree turn each direction (either direction 1st) (L-R or R-L)

Note: The drawn description of this pattern is only intended for the general depiction of the pattern. Exhibitors should utilize the arena space to best exhibit their horses.

**[RR/AQHA-5]**

**Pattern Provided by:**  
*Corrected Ranch*