

2022 Trophy Circuit Class List

Thursday & Saturday * 8:00 AM

Thursday & Saturday, continued

Friday & Sunday 8:00 AM

Showmanship

- 1 Rookie Youth Showmanship
- 2 L1 Youth 13 & Under Showmanship
- 3 L1 Youth 14-18 Showmanship
- 4 Youth 13 & Under Showmanship
- 5 Youth 14-18 Showmanship
- 6 Rookie Amateur Showmanship
- 7 Level 1 Amateur Showmanship
- 8 Level 1 Select Am Showmanship
- 9 Select Amateur Showmanship
- 10 Amateur Showmanship
- 11 AB W/T 11 & U Showmanship****
- 12 All Breed Level 1 Showmanship 14 & Under**
- 13 All Breed Level 1 Showmanship 15 and Over**
- 14 All Breed Showmanship 14 & Under**
- 15 All Breed Showmanship 15 & Over***
- 16 AB Bareback W/T pattern only***
- 17 AB Bareback Horsemanship pattern only***

Halter

- 18 Yearling Stallions, Open
- 19 Two Year Old Stallions, Open
- 20 Three Year Old Stallions, Open
- 21 Aged Stallions, Open
- Grand & Res Champion Stallions
- 24 Amateur Yearling Stallions
- 25 Amateur Two Year Old Stallions
- 26 Amateur Three Year Old Stallions
- 27 Amateur Aged Stallions
- Grand & Res Stallions, Amateur
- 40 Yearling Geldings, Open
- 41 Two Year Old Geldings, Open
- 42 Three Year Old Geldings, Open
- 43 Aged Geldings, Open
- 44 Performance Gelding Halter, Open
- Grand & Reserve Champion Geldings
- 47 Amateur Yearling Geldings
- 48 Amateur Two Year Old Geldings
- 49 Amateur Three Year Old Geldings
- 50 Amateur Aged Geldings
- 51 Am Performance Gelding Halter
- Grand & Reserve Amateur, Geldings
- 54 Level 1 Am Yearling Geldings
- 55 Level 1 Am Two Year Old Geldings
- 56 Level 1 Am Three Year Old Geldings
- 57 Level 1 Am Aged Geldings
- 58 Level 1 Am Performance Geldings
- 59 Yearling Fillies, Open
- 60 Two Year Old Mares, Open
- 61 Three Year Old Mares, Open
- 62 Aged Mares Open
- 63 Performance Mare Halter, Open
- Grand & Reserve Champion Mares
- 66 Amateur Yearling Mares
- 67 Amateur Two Year Old Mares
- 68 Amateur Three Year Old Mares
- 69 Amateur Aged Mares
- 70 Amateur Performance Halter Mare
- Grand & Reserve Amateur Mares
- 73 Level 1 Am Yearling Mares
- 74 Level 1 Am Two Year Old Mares
- 75 Level 1 Am Three Year Old Mares
- 76 Level 1 Am Aged Mares
- 77 Level 1 Am Performance Mares
- 78 Youth Yearling Geldings
- 79 Youth Two Year Old Geldings
- 80 Youth Three Year Old Geldings
- 81 Youth Aged Geldings
- 82 Youth Performance Halter Gelding
- Grand & Reserve Youth Geldings
- 85 Level 1 Youth Yearling Geldings
- 86 Level 1 Youth YO Geldings
- 87 Level 1 Youth Three YO Geldings
- 88 Level 1 Youth Aged Geldings
- 89 Level 1 Youth Perf Geldings
- 90 Youth Yearling Mares
- 91 Youth Two Year Old Mares
- 92 Youth Three Year Old Mares
- 93 Youth Aged Mares
- 94 Youth Performance Halter Mare
- Grand & Reserve Youth Mares
- 97 Level 1 Youth Yearling Mares
- 98 Level 1 Youth Two Year Old Mares
- 99 Level 1 Youth Three Year Old Mares
- 100 Level 1 Youth Aged Mares
- 101 Level 1 Youth Performance Mares

Western Riding

- 103 AB Level 1 Horse Western Riding ***
- 104 Level 1 Horse Western Riding
- 105 Rookie Youth Western Riding
- 106 Level 1 Youth 13 & Under Western Riding
- 107 Level 1 Youth 14-18 Western Riding
- 108 Youth 18 & Un Western Riding
- 109 Junior Horse Western Riding
- 110 Rookie Amateur Western Riding
- 111 Level 1 Amateur Western Riding
- 112 Select Amateur Western Riding
- 113 Amateur Western Riding
- 114 Senior Horse Western Riding
- 115 AB Western Riding Level 1 18 & under***
- 116 AB Western Riding Level 1 19 and Over***
- 117 AB Western Riding 18 and Under***
- 118 AB Western Riding 19 and Over ***

Hunter Under Saddle

- >>301- SATURDAY ONLY HUS FUTURITY 4 & Un**
- 119 AB Level 1 Horse**
- 120 Level 1 Horse HUS
- 121 Jr Horse Hunter Under Saddle
- 122 Rookie Youth HUS
- 123 Level 1 Youth 13 and Under HUS
- 124 Level 1 Youth 14-18 Youth HUS
- 125 Youth 13 & Under HUS
- 126 Youth 14-18 HUS
- 127 Level 1 Youth W/T HUS
- 128 Level 1 Amateur W/T HUS
- 129 Rookie Amateur HUS
- 130 Level 1 Amateur HUS
- 131 Select Amateur HUS
- 132 Amateur HUS
- 133 Sr Horse HUS
- 134 AB W/T 11 & Un HUS****
- 135 AB W/T HUS***
- 136 All Breed HUS *14 and Under***
- 137 All Breed HUS 15 and Over ***

Hunt Seat Equitation

- 138 AB W/T 11 & Un Hunt Seat Eq****
- 139 AB W/T Hunt Seat Eq* 18 and Under**
- 140 Level 1 Am W/T Hunt Seat Eq
- 141 Rookie Amateur Hunt Seat Eq
- 142 Level 1 Amateur Hunt Seat Eq
- 143 Select Amateur Hunt Seat Eq
- 144 Amateur Hunt Seat Eq
- 145 Rookie Youth Hunt Seat Eq
- 146 Level 1 13 & Un Youth Hunt Seat Eq
- 147 Level 1 14-18 Youth Hunt Seat Eq
- 148 Youth 13 & Under Hunt Seat Eq
- 149 Youth 14-18 Hunt Seat Eq
- 150 Level 1 Youth W/T Hunt Seat Eq
- 151 AB Level 1 18 and Un Hunt Seat Eq***
- 152 AB Level 1 19 and Over Hunt Seat Eq***

Futurities SATURDAY ONLY—One Go

305 All Breed 2 Year Old Western Futurity

>>302 Western Pleasure 3 Yr Pro

>>303 Western Plsr 3 Yr Non Pro

Saturday HAALA HORSEMANSHIP CHALLENGE

The top two any Equitation or Horsemanship Class will compete for 3 buckles and HAALA Jeans
Must compete in seat qualified

Harris All Around Saddles
Must show in Halter at both circuits to be eligible
Walk Trot 11 and Under
Level 1 13 and Under
Level 1 14-18
Level 1 Amateur-Level 1 Select
Youth-Amateur-Select

Trail

- 153 A -All Breed Level 1 Trail**
- 153 Level 1 Horse Trail
- 154 Level 1 Youth 13 and under Trail
- 155 Level 1 Youth 14-18 Trail
- 156 Level 1 Am Trail
- 157 Rookie Youth Trail
- 158 Rookie Am Trail
- 159 Youth 13 & Under Trail
- 160 Youth 14-18 Trail
- 161 Jr Horse Trail
- 162 Select Amateur Trail
- 163 Amateur Trail
- 164 Sr Horse Trail
- 165 All Breed Trail 14 and under ***
- 166 All Breed Trail 15 and Over ***
- 167 Level 1 Youth Walk Trot Trail
- 168 Level 1 Amateur Walk Trot Trail
- 169 AB W/T 11 & Under Trail****
- 170 All Breed W/T Trail 14 and Under ***
- 171 All Breed W/T Trail 15 and Over**

304- LEADLINE SUNDAY ONLY

Western Pleasure

- 172 AB Level 1 Western Pleasure 18 & U***
- 173 AB Level 1 Western Pleasure 19 & O***
- 174 Level 1 Western Pleasure
- 175 Rookie Youth Western Pleasure
- 176 Level 1 Youth and Under W Pleasure
- 177 Level 1 Youth 14-18 Western Pleasure
- 178 Youth 13 & U Western Pleasure
- 179 Youth 14-18 Western Pleasure
- 180 Junior Horse Western Pleasure
- 181 Level 1 Walk Trot Youth Pleasure
- 182 Level 1 Walk Trot Amateur Pleasure
- 183 Rookie Amateur Western Pleasure
- 184 Level 1 Select Am Western Plsr
- 185 Level 1 Amateur Western Pleasure
- 186 Select Amateur Western Pleasure
- 187 Amateur Western Pleasure
- 188 Senior Western Pleasure
- 189 AB W/T 11 & U Western Plsr****
- 190 AB Western Pleasure 14 and Under ***
- 191 AB Western Pleasure 15 and Over ***
- 192 AB W/T Western Pleasure***

Horsemanship

- 193 Rookie Youth Horsemanship
- 194 Level 1 Youth 13 & Under Horsemanship
- 195 L1 Youth 14-18 Horsemanship
- 196 AB Level 1 Horsemanship ***
- 197 AB W/T 11 & U Horsemanship****
- 198 Youth 13 & Under Horsemanship
- 199 Youth 14-18 Horsemanship
- 200 Level 1 W/Trot Youth Horsemanship
- 201 Level 1 W/T Am Horsemanship
- 202 Rookie Amateur Horsemanship
- 203 Level 1 Am Select Horsemanship
- 204 Level 1 Amateur Horsemanship
- 205 AB Level 1 Horsemanship 19 and Over
- 206 Select Amateur Horsemanship
- 207 Amateur Horsemanship
- 208 AB W/T Horsemanship All Ages ***
- 209 AB Horsemanship 14 and Under ***
- 210 AB Horsemanship 15 and Over ***

No rail work for All Breed Horsemanship

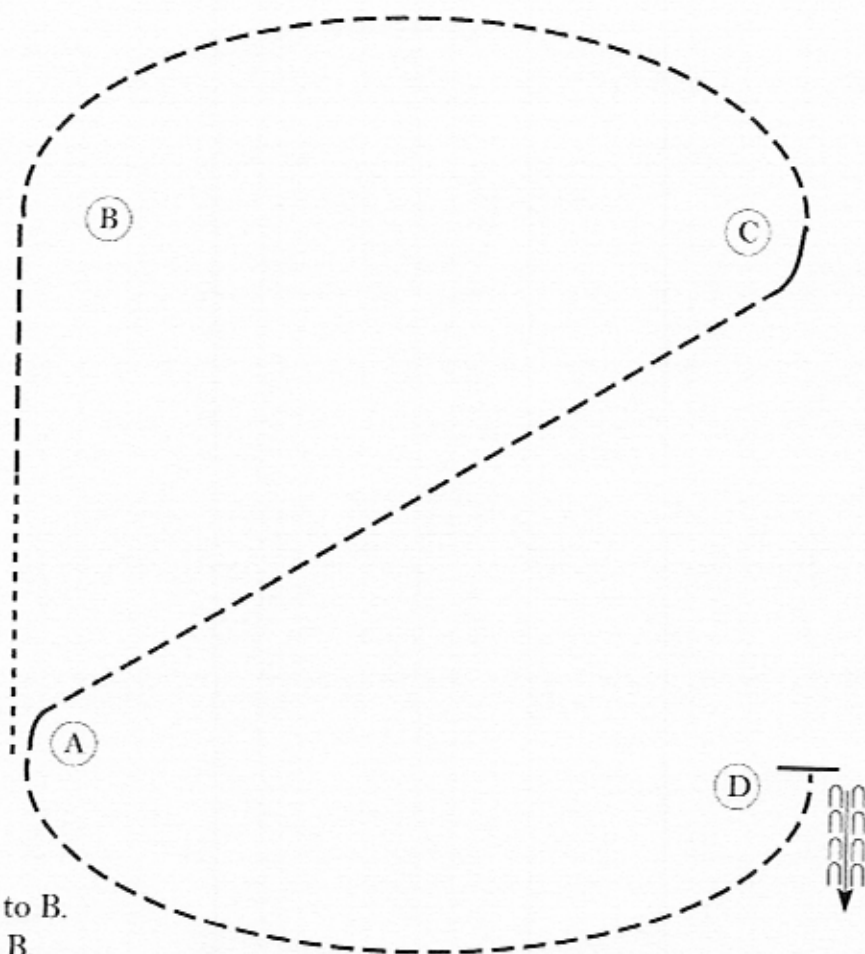
Ranch Riding

- 211A All Breed Ranch Rail
- 211 Ranch Rail Youth
- 212 Ranch Rail Amateur
- 213 Ranch Rail Open
- 214 Level 1 Ranch Riding
- 215 Level 1 Youth Ranch Riding
- 216 Youth Ranch Riding
- 217 Level 1 Amateur Ranch Riding
- 218 Amateur Ranch Riding
- 219 Select Ranch Riding
- 220 Open Ranch Riding
- *221 All Breed Ranch Riding**

All Futurities are an added 250.00 purse
100.00 Entry Fee- Open to All Breeds

www.HorseShowPatterns.com




Show Date:



www.HorseShowPatterns.com

1. Walk halfway to B.
2. Sitting trot to B.
3. Trot on the left diagonal from B, to and around C, and halfway to A.
4. Change diagonals halfway to A.
5. Trot on the right diagonal around A and to D.
6. Stop at D and back approximately one horse length.

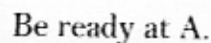
Walk off and follow the directions of your ring steward.

Walk	-----
Trot	-----
Extended Trot	-----
Canter	-----
Lead Change	
Back	
Marker	
Hand Gallop	-----

[HSE/WT-52]




Pattern Provided by:
Show One

Show Date:



1. Trot on the left diagonal to B.
2. Canter on the right lead to and around C and half way to A.
4. Change leads between C and A.
5. Canter around A and to D.
6. Trot on the right diagonal from D to B.
7. Trot in a two-point position to C.
8. Stop at C and back approximately one horse length.

Walk off and follow the directions of your ring steward.

Walk	-----
Trot	-----
Extended Trot	-----
Canter	-----
Lead Change	
Back	
Marker	
Hand Gallop	-----

[HSE/2-52]

Pattern Provided by:
Show One

Trophy Circuit 2022

Youth, Am, Select, All Breed (Huntseat Eq)

Show Date:

Be ready at A.

1. Sitting trot halfway to B.
2. Stop only to show hesitation. Trot on the left diagonal to B.
3. Hand gallop from B, around C and halfway to A.
4. Change leads between C and A.
5. Continue to hand gallop to A.
6. Collect to a canter and canter to D.
7. Trot on the right diagonal from D to B.
8. Trot in a two-point position to C.
9. Stop at C and back approximately one horse length.

Walk off and follow the directions of your ring steward.

Walk
Trot	-----
Extended Trot	-----
Canter	—————
Lead Change	———/———
Back	←←←←←
Marker	(B)
Hand Gallop	———X———

Pattern Provided by:
Show One


[HSE/3-52]

Walk Trot (Showmanship)

Be ready at A.

1. Trot an arc to the right.
2. At the top of the arc, walk two strides.
3. Trot in a half circle and straight to Judge.
4. Stop and set up for inspection.
5. When dismissed, perform a $1/2$ turn.
6. Trot around B as shown and stop before A.
7. Perform a $3/4$ turn and walk straight away to exit.

Follow the instructions of your ring steward.

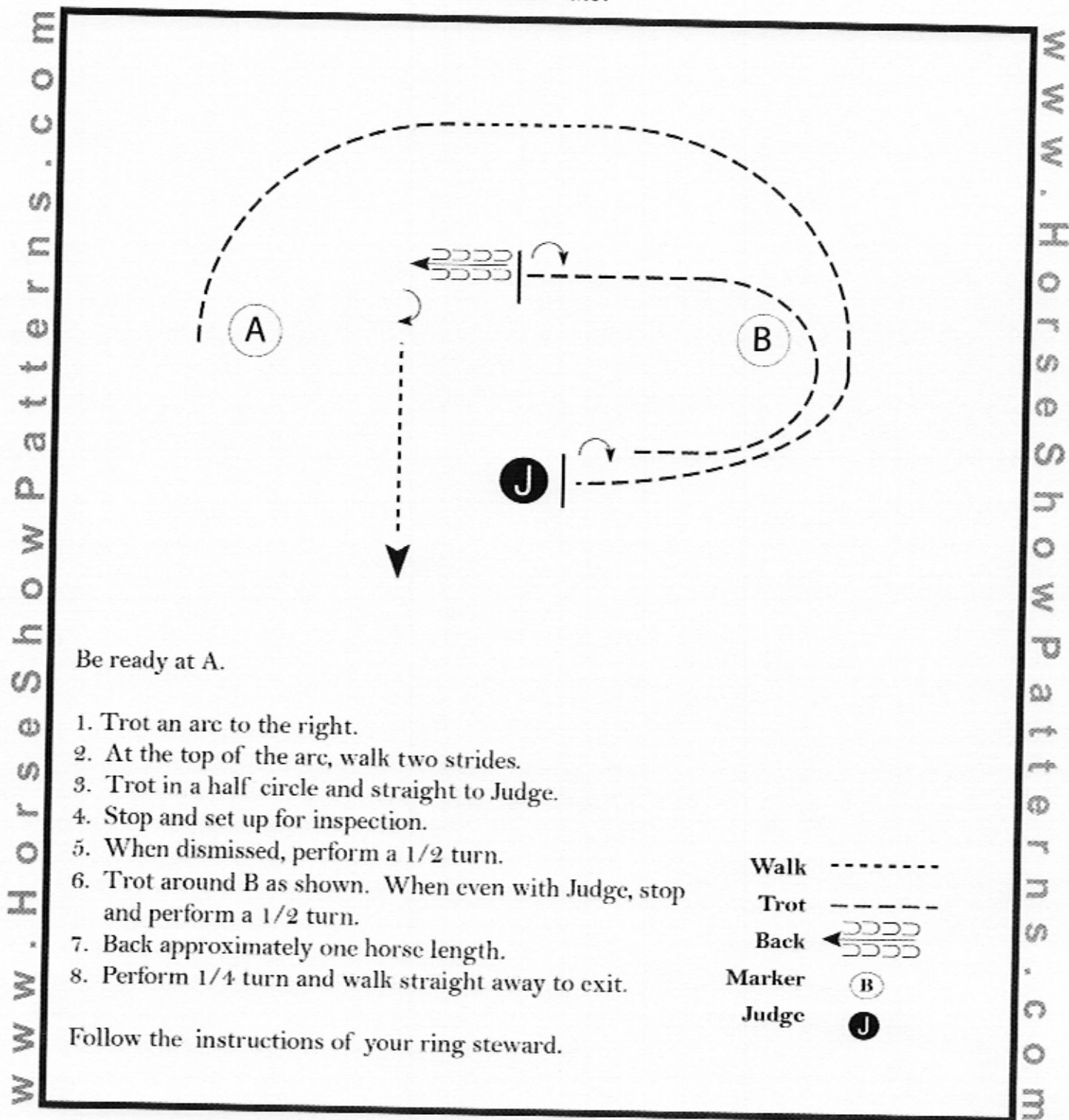
Judge 

©2022 HorseShowPollems.com. All Rights Reserved

Trophy Circuit 2022

Rookie, Level One ,AB Level 1 (Showmanship)

Show Date:



Pattern Provided by:

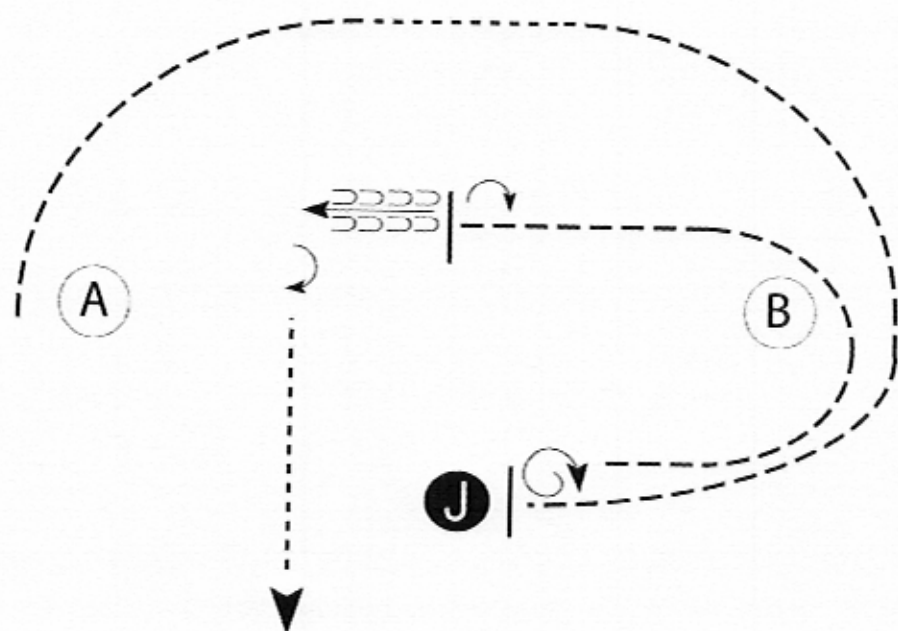
Show One

[S/2-46]

Trophy Circuit 2022

Youth, Am, Select, All Breed (Showmanship)

Show Date:



Be ready at A.

1. Trot an arc to the right.
2. At the top of the arc, walk two strides.
3. Trot in a half circle and straight to Judge.
4. Stop and set up for inspection.
5. When dismissed, perform a 1 1/2 turn.
6. Trot around B as shown. When even with Judge, stop and perform a 1/2 turn.
7. Back approximately one horse length.
8. Turn 1/4 turn and walk straight away to exit.

Walk -----
Trot -----
Back ←-----
Marker (B)
Judge (J)

Follow the instructions of your ring steward.

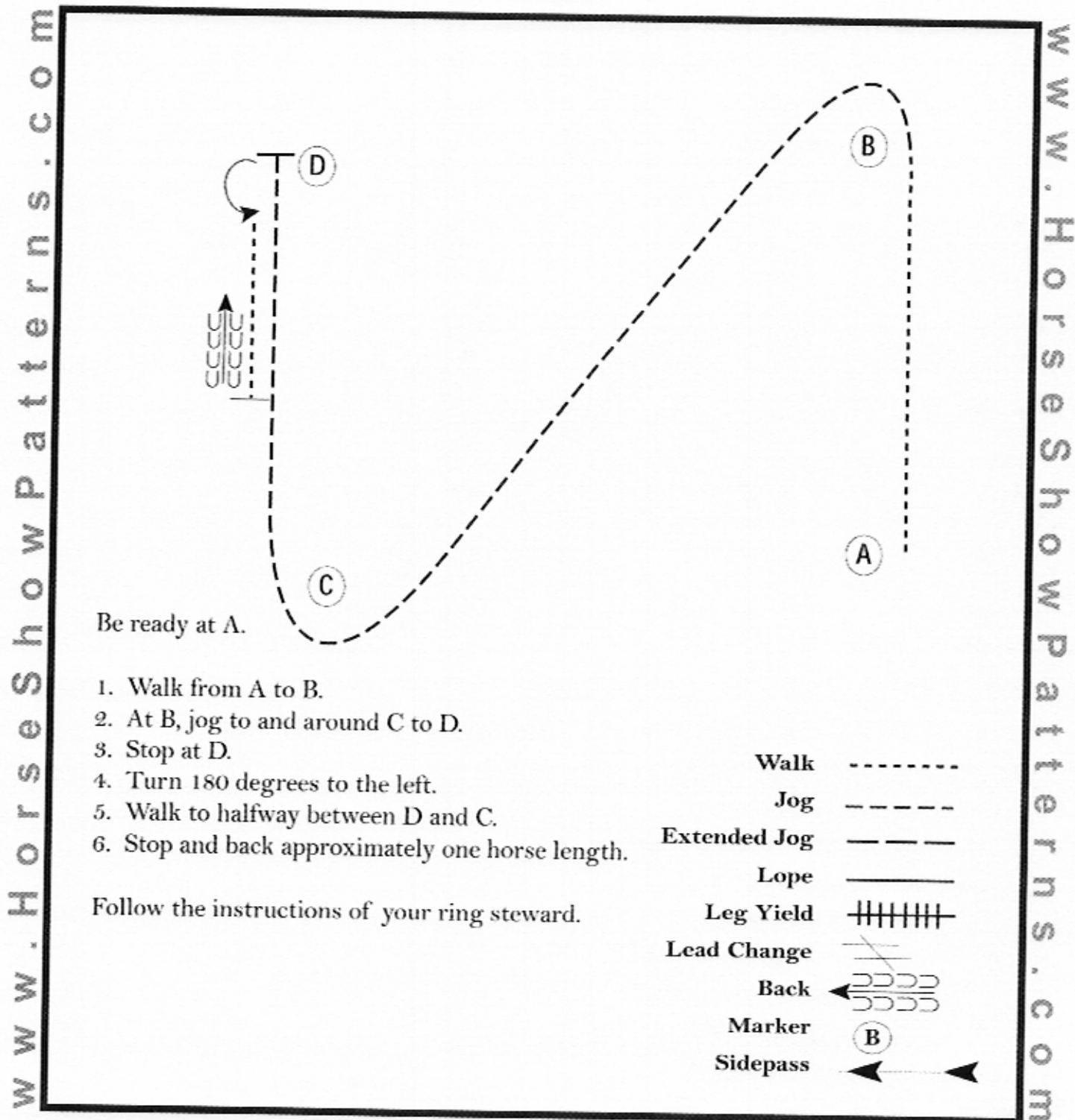
Pattern Provided by:
Show One

[S/3-46]

Trophy Circuit 2022

Bareback Walk Trot

Show Date:



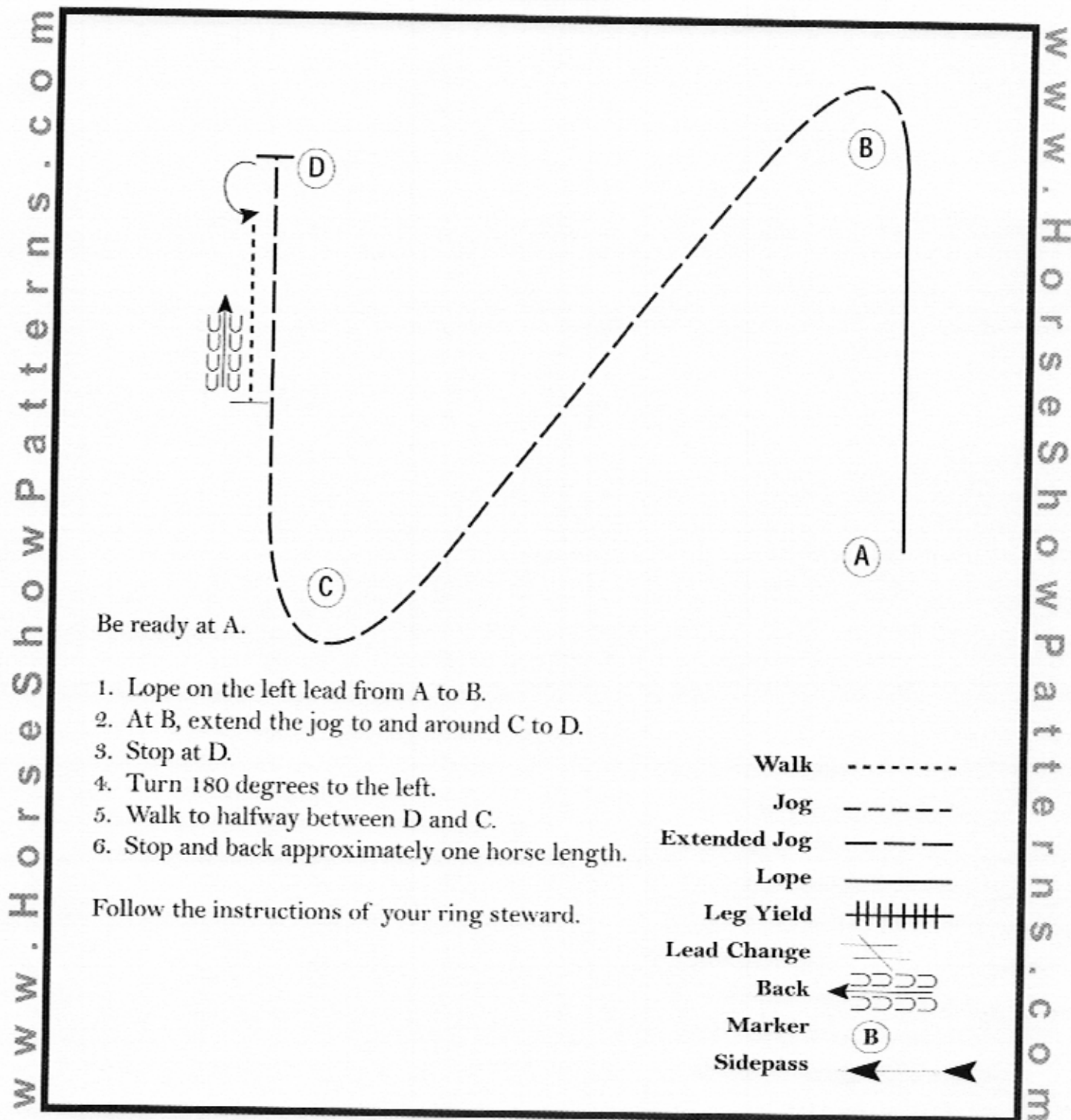
Pattern Provided by:
Show One

[WH/WT-48]

Trophy Circuit 2022

Bareback

Show Date:



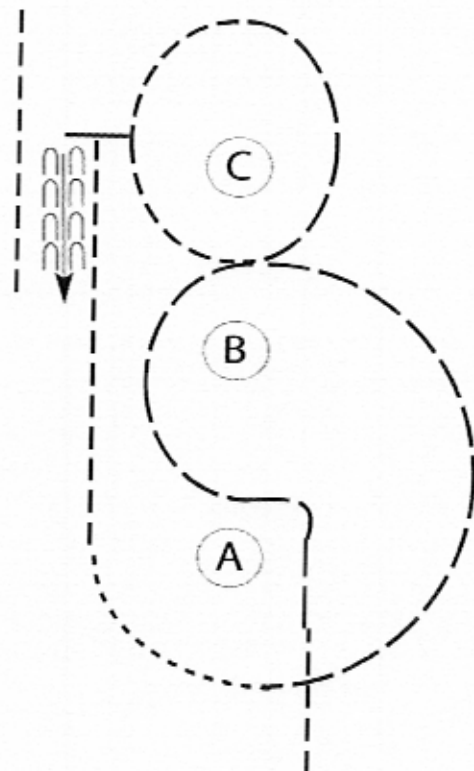
Pattern Provided by:
Show One

[WH/1-48]

Trophy Circuit 2022

Walk Trot (Horsemanship)

Show Date:



Be ready before A.

1. Begin at a jog and build to an extended jog by the time you reach A. Extend the jog through A, B and C as shown.
2. At the top of C, slow to a jog and jog a half circle.
3. Extend the jog around A as shown.
4. At the bottom of A, walk 1/4 circle.
5. Jog until even with C and stop.
6. Back approximately one horse length.
7. Jog to exit.

Walk	-----
Jog	- - - - -
Extended Jog	- - - - -
Lope	
Lead Change	
Back	
Marker	(B)

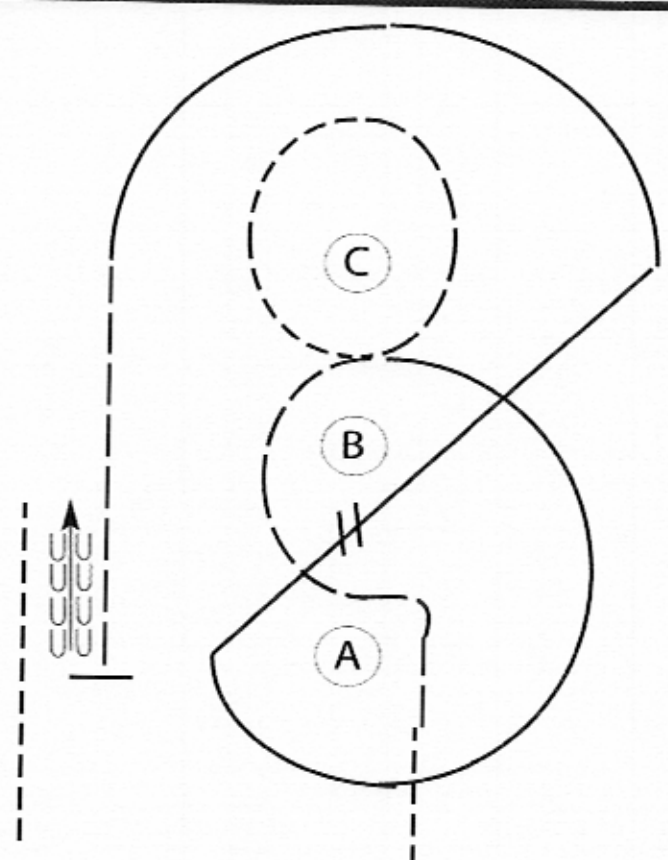
Pattern Provided by:
Show One

[WH/WT-114]

www.HorseShowPatterns.com

www.horshowpatterns.com

Be ready before A.



1. Begin at a jog and build to an extended jog by the time you reach A. Extend the jog through A, B and C as shown.
2. At the top of C, slow to a jog and jog a half circle.
3. Right lead lope around A as shown.
4. Simple lead change between A and B.
5. Lope left lead in a half circle around C.
6. When even with C, extend the jog until even with A and stop.
7. Back approximately one horse length.
8. Jog to exit.

Log — — — — —

Lope _____

Back

Marker **B**

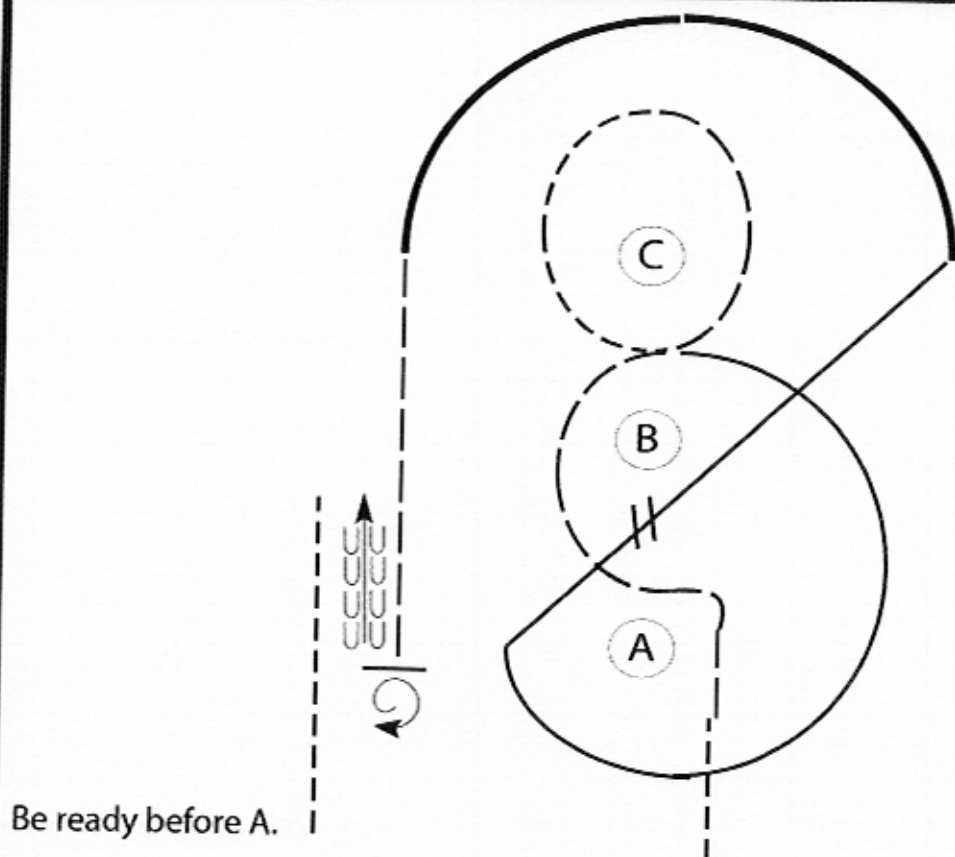
[WH/1-114]

Pattern Provided by:
Show One

Trophy Circuit 2022

Youth, Am, Select, All Breed (Horsemanship)

Show Date:



Be ready before A.

1. Begin at a jog and build to an extended jog by the time you reach A. Extend the jog through A, B and C as shown.
2. At the top of C, slow to a jog and jog a half circle.
3. Right lead lope around A as shown.
4. Change leads between A and B.
5. Lope left lead then extend the lope in a half circle around C.
6. When even with C, extend the jog until even with A and stop.
7. Perform a full turn right then back approximately one horse length.
8. Jog to exit.

Walk
Jog	-----
Extended Jog	- - - - -
Lope	—————
Lead Change	
Back	
Marker	(B)

Pattern Provided by:
Show One

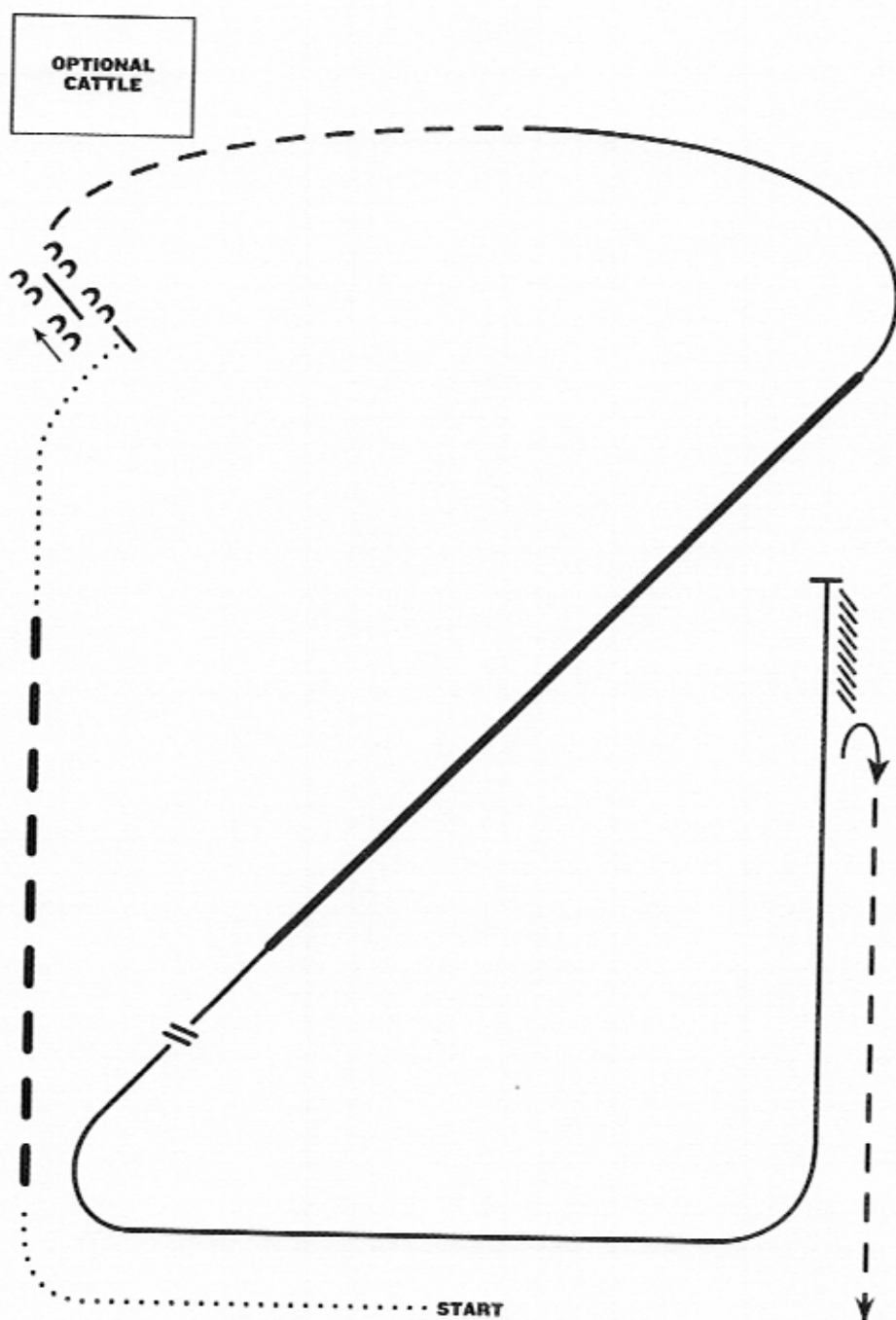
[WH/3-114]

LEVEL 1 / YOUTH

RANCH RIDING - PATTERN 10

LEGEND

.....	Walk
....	Extended Walk
- - -	Trot
- - -	Extended Trot
—	Lope
—	Extended Lope
////	Back
//	Lead Change



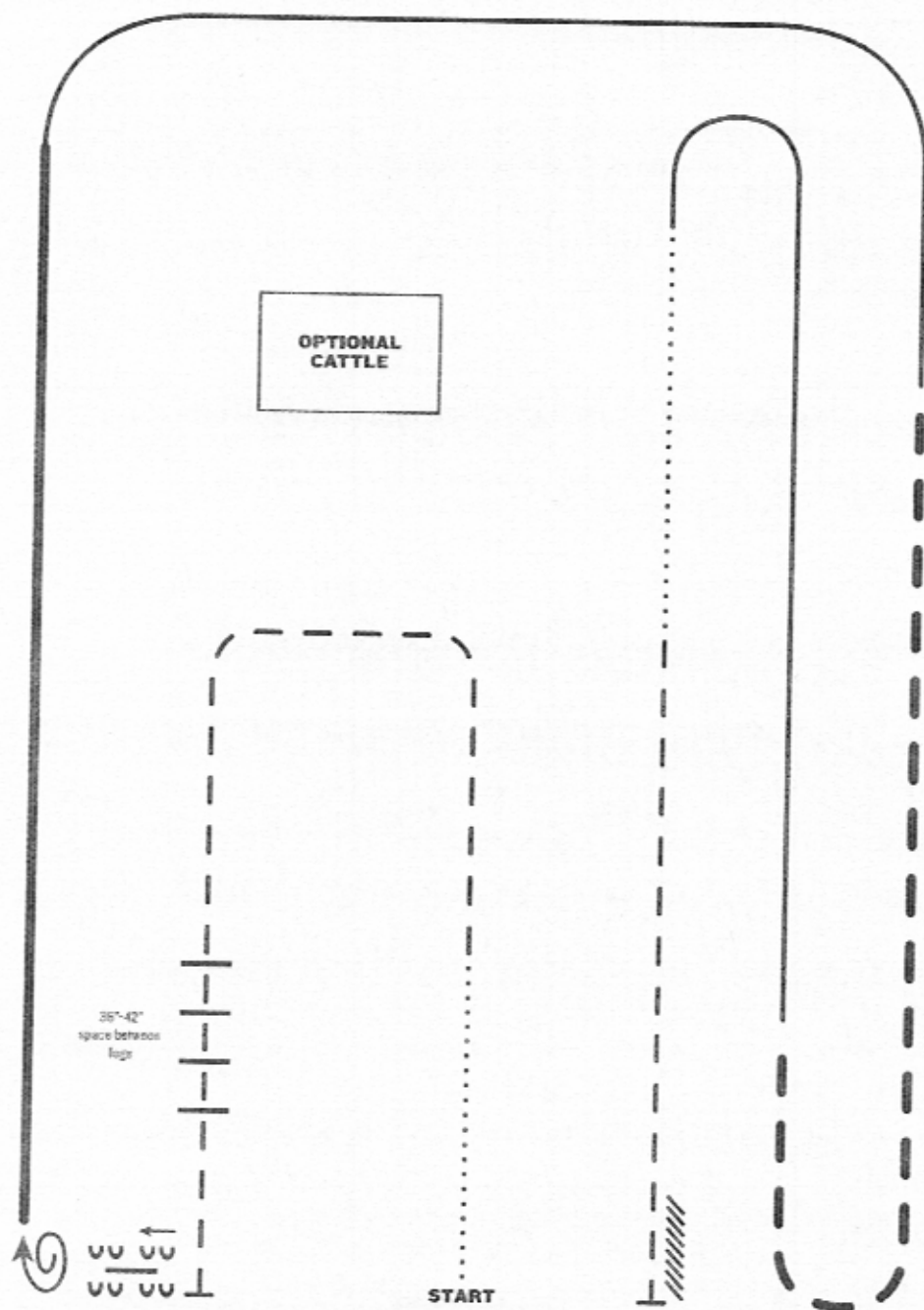
1. Walk
2. Extended trot
3. Walk
4. Stop, side pass left over log
5. Trot
6. Lope right lead
7. Extended lope right lead
8. Collect lope and change leads (simple or flying)
9. Lope left lead
10. Stop and back
11. 1/2 turn right
12. Trot

Note: The drawn description of this pattern is only intended for the general depiction of the pattern. Exhibitors should utilize the arena space to best exhibit their horses.

AM, SELECT, OPEN, ALL BREED RANCH RIDING - PATTERN 12

LEGEND

.....	Walk
.....	Extended Walk
- - -	Trot
- - -	Extended Trot
—	Lope
—	Extended Lope
////	Back
W	Lead Change



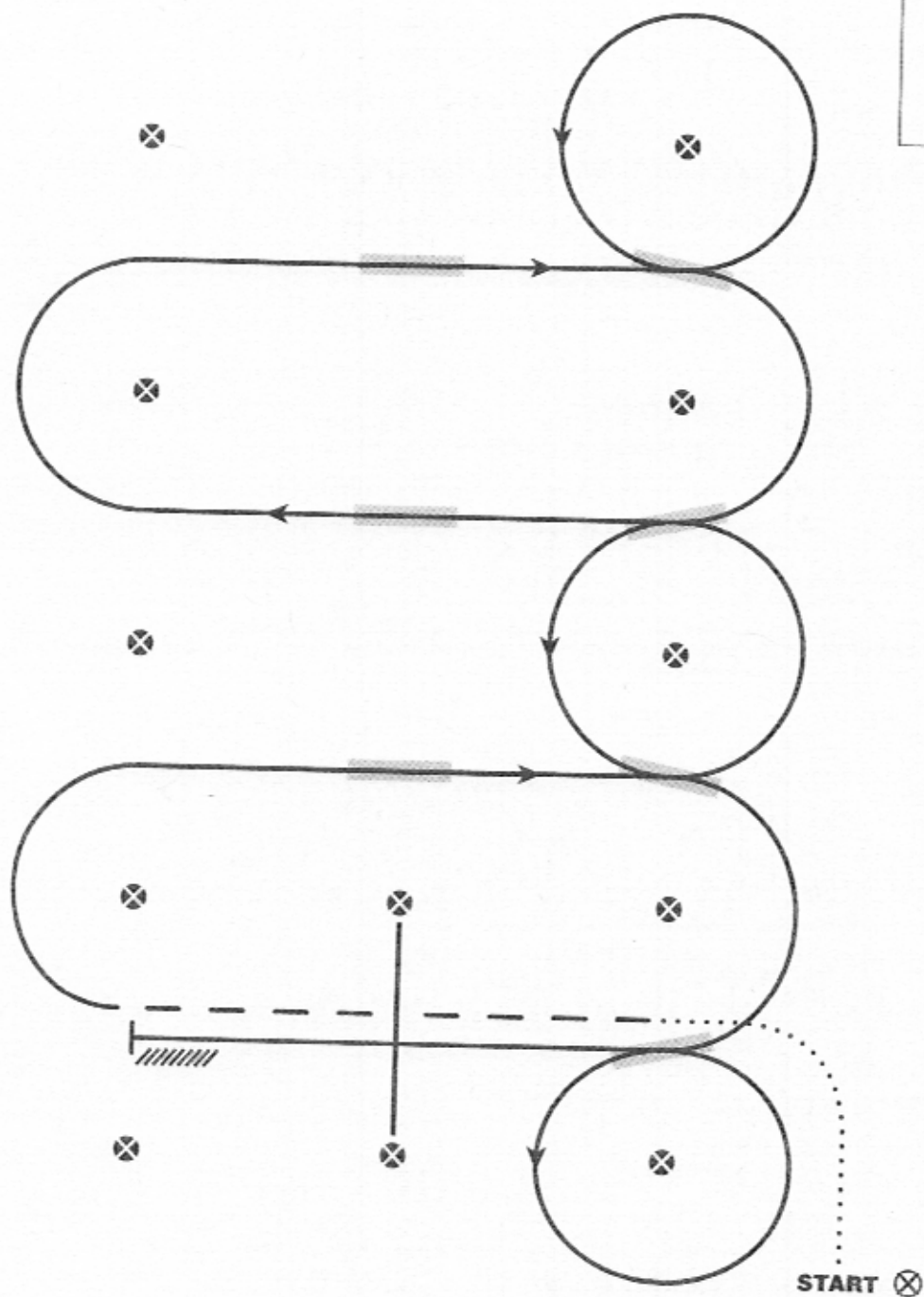
1. Walk
2. Trot
3. Trot over logs, stop
4. Side pass right over log
5. 1 1/2 turn right
6. Extended lope right lead
7. Lope right lead
8. Extended trot
9. Lope left lead
10. Walk
11. Trot
12. Stop and back

Note: The drawn description of this pattern is only intended for the general depiction of the pattern. Exhibitors should utilize the arena space to best exhibit their horses.

WESTERN RIDING - PATTERN 7

LEGEND

.....	Walk
- - - -	Jog
————	Lope
///////	Back
	Lead Changing Area

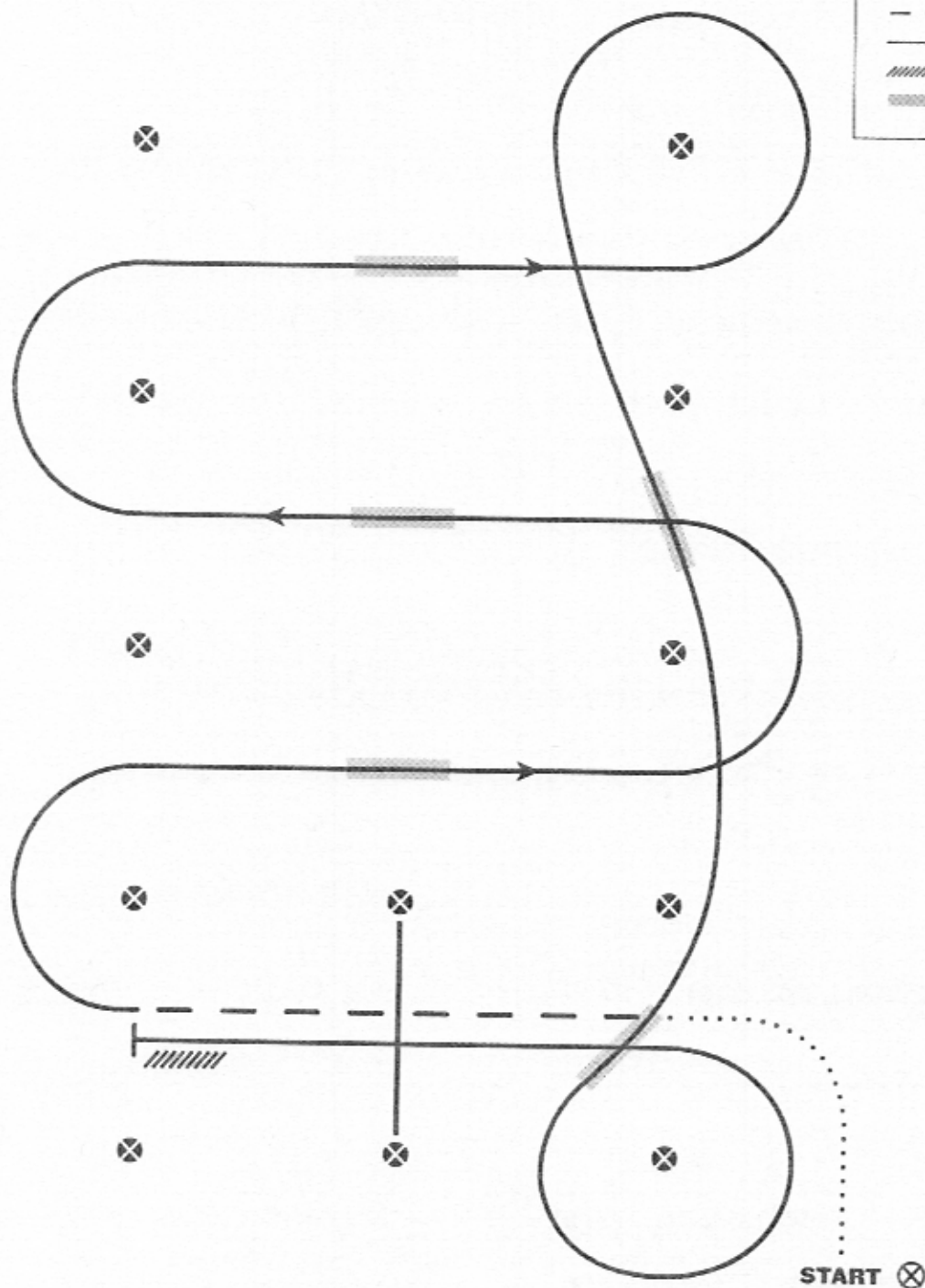


1. Walk at least 15 feet from start cone to the first marker, as drawn, transition to jog, jog over log.
2. Transition to the lope right lead
3. First crossing change
4. Second crossing change
5. Third crossing change
6. Circle & first line change
7. Second line change
8. Third line change
9. Fourth line change & circle
10. Lope over log
11. Lope, stop & back

LEVEL I WESTERN RIDING PATTERN 7

LEGEND

----- Walk
- - - - Jog
———— Lope
/////// Back
||||||| Lead Changing Area



1. Walk at least 15 feet from start cone to the first marker, as drawn, transition to jog, jog over log.
2. Transition to the lope right lead
3. First crossing change
4. Second crossing change
5. Third crossing change
6. Circle & first line change
7. Second line change & circle
8. Lope over log
9. Stop & back