

NO SILVER NO SEQUINS

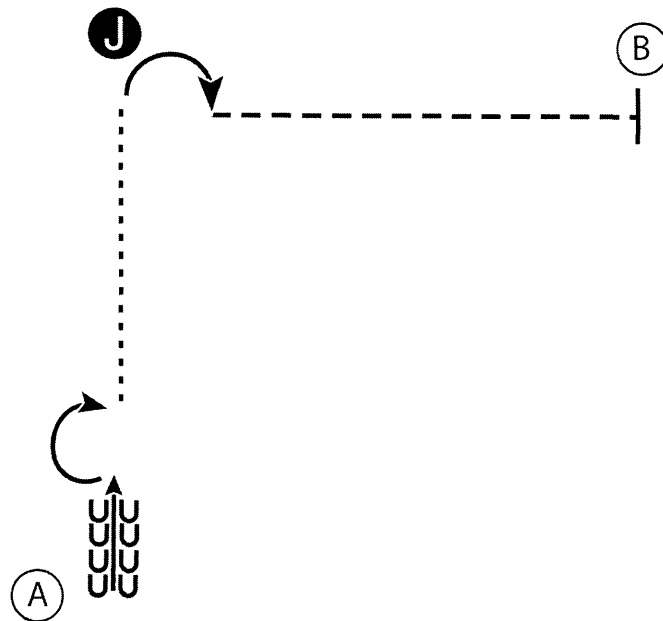
Showmanship (ROOKIE, LEVEL 1,

AND WALK TROT)

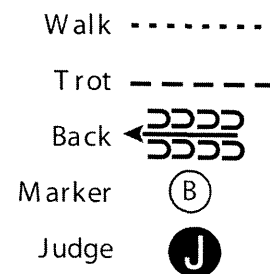
Show Date: 03/24-25/2022

www.HorseShowPatterns.com

www.HorseShowPatterns.com



1. Back 4 steps at A
2. Perform a 180 degree turn
3. Walk to the judge and set up for inspection
4. When dismissed perform a 90 degree turn and trot to B
5. Stop at B



[S/1-2]

Pattern Provided by:

JILL NEWCOMB & MURRAY GRIGGS

NO SILVER NO SEQUINS

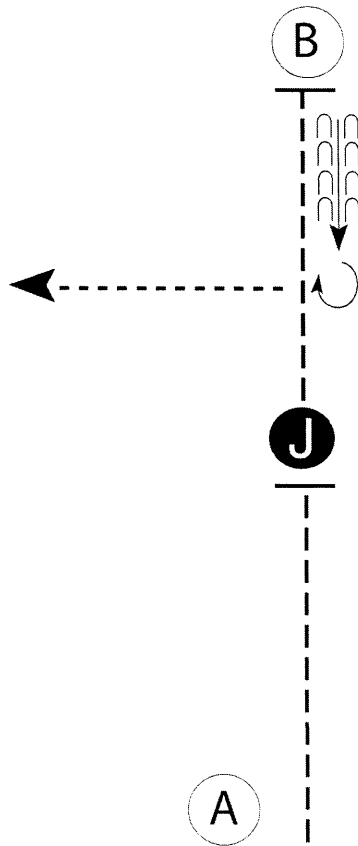
Showmanship (YOUTH & AMATEUR)

ALLBreed

Show Date: 03/24-25/2022

www.HorseShowPatterns.com

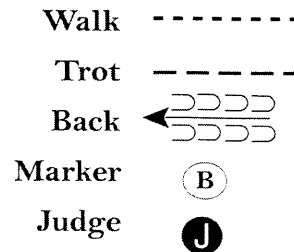
www.HorseShowPatterns.com



Be ready at A.

1. Trot from A to judge.
2. Stop and set up for inspection.
3. When dismissed, trot to B.
4. Stop at B and back approximately one horse length.
5. Perform a 270 degree turn.

Walk straight away and follow the instructions of your ring steward.



[S/2-60]

Pattern Provided by:

JILL NEWCOMB & MURRAY GRIGGS

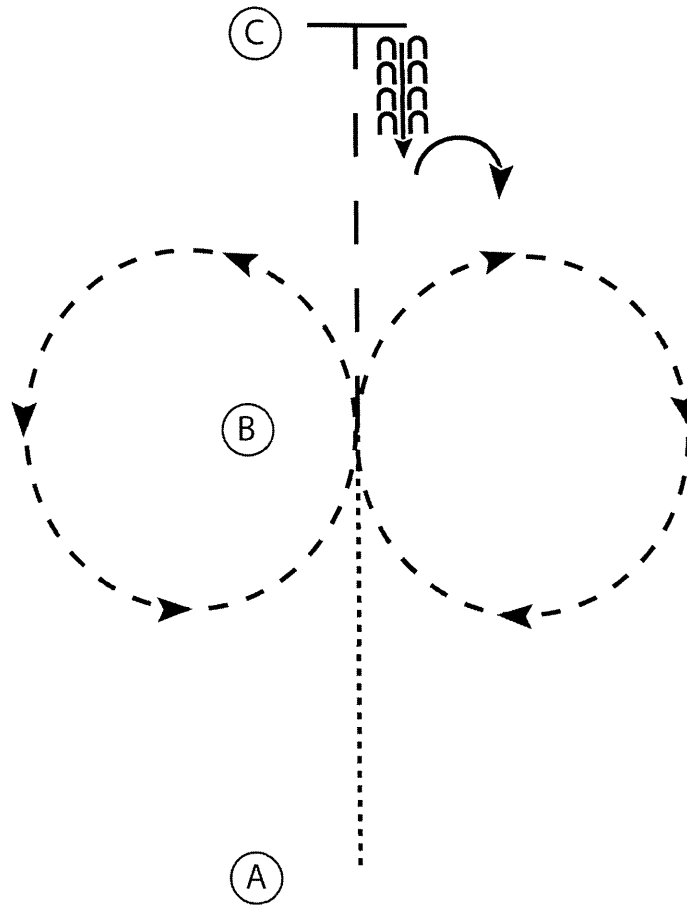
NO SILVER NO SEQUINS

Hunt Seat Equitation (WALK TROT)

Show Date: 03/24-25/2022

www.HorseShowPatterns.com

www.HorseShowPatterns.com



1. Walk A to B
2. Sitting trot circle to the right
3. Posting trot circle to the left
4. At B extend the trot to C
5. Stop at C and back 4 steps
6. Perform a 90 degree turn to the right

Walk
Trot	-----
Extended Trot	-----
Canter	—————
Leg Yield	
Lead Change	↘
Back	←←←←
Marker	(B)
Sidepass	←- - - -

[HSE/WT-1]

Pattern Provided by:

JILL NEWCOMB & MURRAY GRIGGS

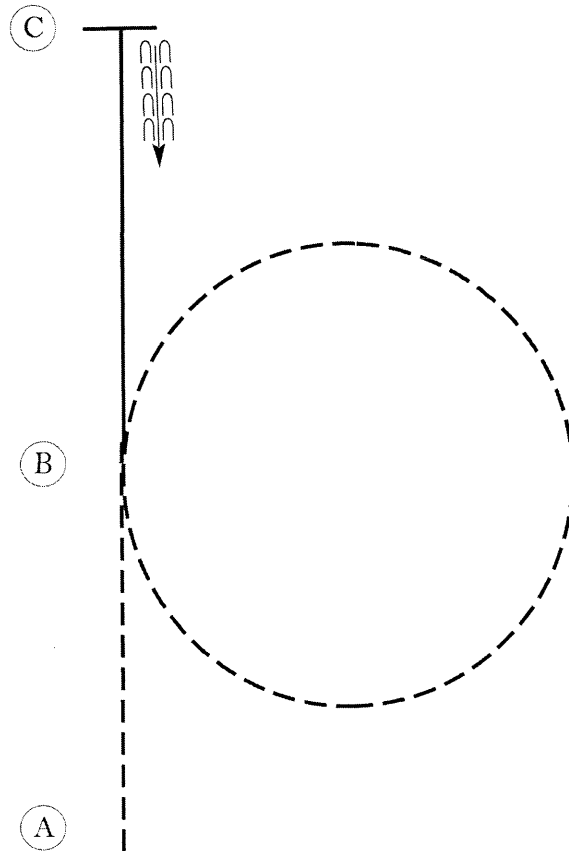
NO SILVER NO SEQUINS

Hunt Seat Equitation (ROOKIE, LEVEL 1)

Show Date: 03/24-25/2022

www.HorseShowPatterns.com

www.HorseShowPatterns.com



Be ready before A.

1. Sitting trot A to B.
2. At B, posting trot circle to the right on proper diagonal.
3. At B, canter on the left lead to C.
4. Stop at C and back approximately one horse length.

Walk	-----
Trot	- - - - -
Extended Trot	_____
Canter	=====
Leg Yield	
Lead Change	↗ ↘
Back	← ← ← ← ←
Marker	(B)
Sidepass	← - - - - →
Hand Gallop	=====

[HSE/1-2]

Pattern Provided by:

JILL NEWCOMB & MURRAY GRIGGS

NO SILVER NO SEQUINS

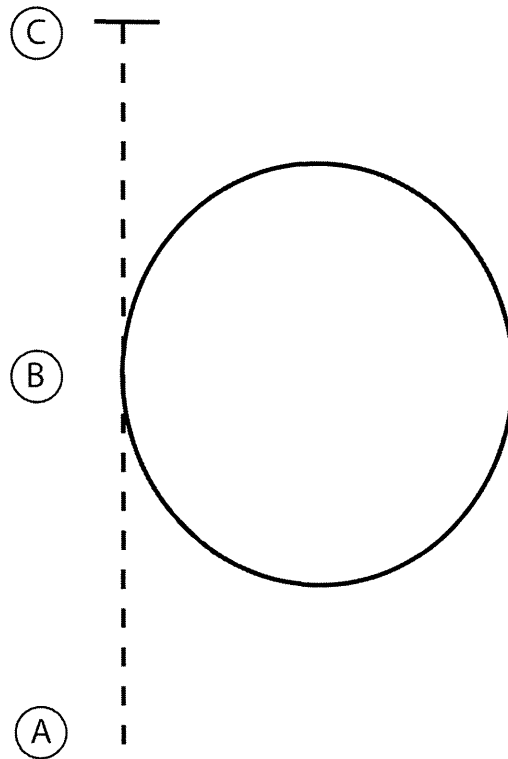
Hunt Seat Equitation (YOUTH & AMATEUR)

Show Date: 03/24-25/2022

All Breed

www.HorseShowPatterns.com

www.HorseShowPatterns.com



1. Posting trot on the left diagonal A to B
2. At B counter canter a circle to the right on the left lead
3. At B posting trot on the right diagonal to C
4. Stop at C

Walk
Trot	-----
Extended Trot	-----
Canter	—————
Leg Yield	
Lead Change	↗↘
Back	←←←←←
Marker	⊙ (B)
Sidepass	←-----→

[HSE/2-32]

Pattern Provided by:

JILL NEWCOMB & MURRAY GRIGGS

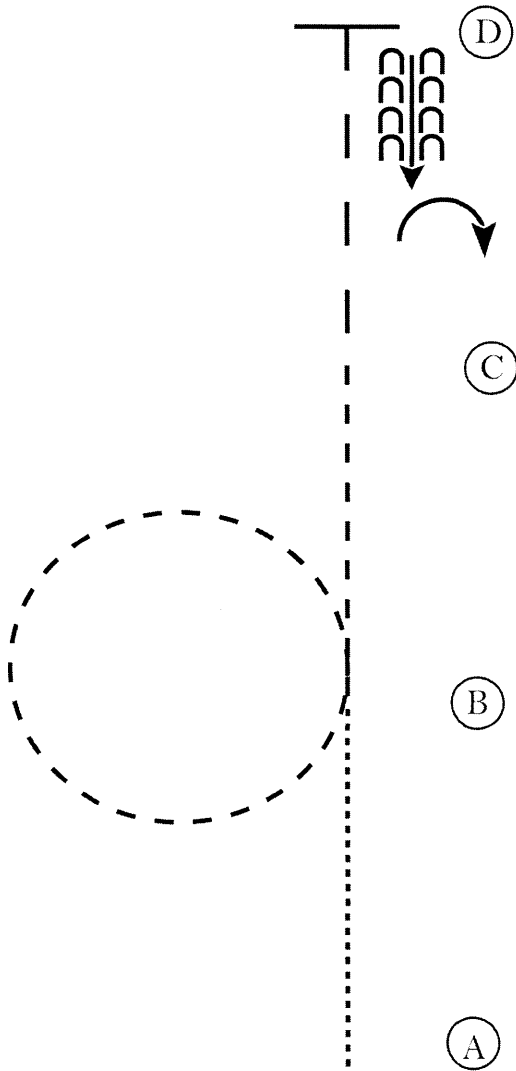
NO SILVER NO SEQUINS

Western Horsemanship (WALK TROT)

Show Date: 03/24-25/2022

www.HorseShowPatterns.com

www.HorseShowPatterns.com



1. Walk A to B.
2. At B jog.
3. Jog a circle at B and continue to C.
4. At C extend the jog to D.
5. At D stop and back 4 steps.
6. Turn 90 degrees to the right.

Walk
Jog	-----
Extended Jog	-----
Lope	—————
Leg Yield	
Lead Change	↘
Back	← CCCC CCCC
Marker	(B)
Sidepass	←-----→

[WH/WT-11]

Pattern Provided by:

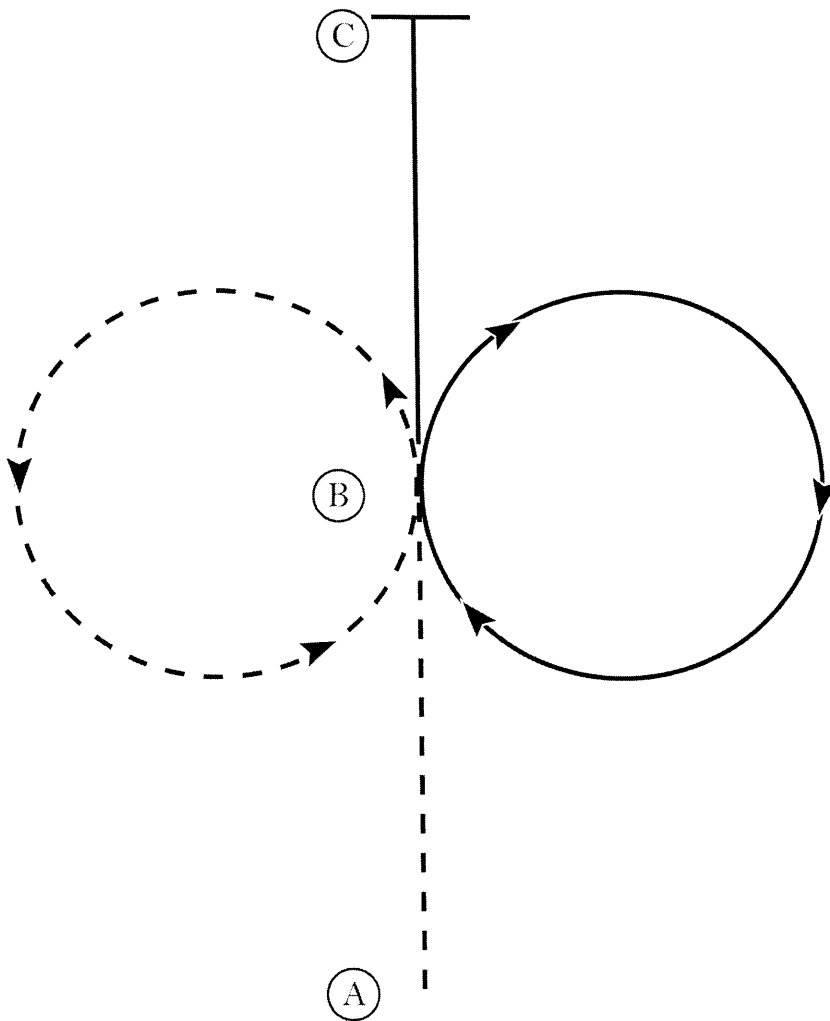
JILL NEWCOMB & MURRAY GRIGGS

NO SILVER NO SEQUINS

Western Horsemanship (ROOKIE, LEVEL 1)

Show Date: 03/24-25/2022

1. Jog A to B
2. At B jog a circle to the left
3. At B lope a circle to the right on the right lead
4. Continue the lope to C
5. At C stop



Walk
Jog	-----
Extended Jog	-----
Lope	—————
Leg Yield	
Lead Change	↘
Back	← ↵ ↵ ↵
Marker	(B)
Sidepass	←-----→

[WH/1-9]

Pattern Provided by:

JILL NEWCOMB & MURRAY GRIGGS

NO SILVER NO SEQUINS

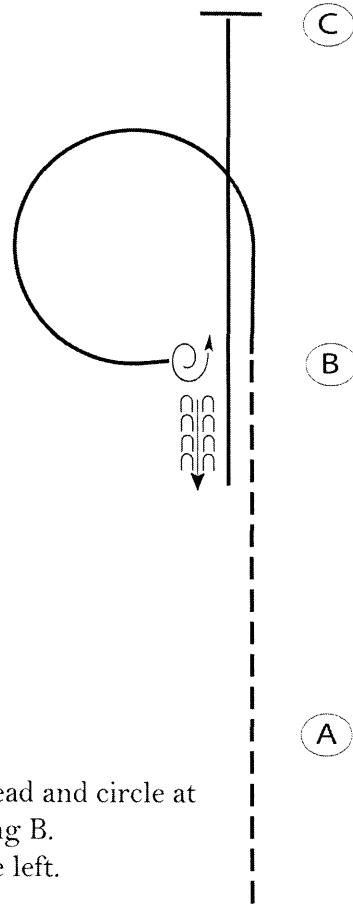
Western Horsemanship (YOUTH & AMATEUR) *ALL BREED*

Show Date: 03/24-25/2022

BAREBACK

www.HorseShowPatterns.com

www.HorseShowPatterns.com



Begin before A at a jog.

1. Jog from A to B.
2. At B, lope on the left lead and circle at B as shown. Stop facing B.
3. Turn 1 1/4 turn to the left.
4. Back one horse length.
5. Lope on the right lead to C. Stop at C.

Follow the instructions of your ring steward.

Walk	-----
Jog	-----
Extended Jog	-----
Lope	-----
Leg Yield	
Lead Change	—/—
Back	← ⊂ ⊂ ⊂
Marker	⊙ B
Sidepass	←-----→

[WH/2-17]

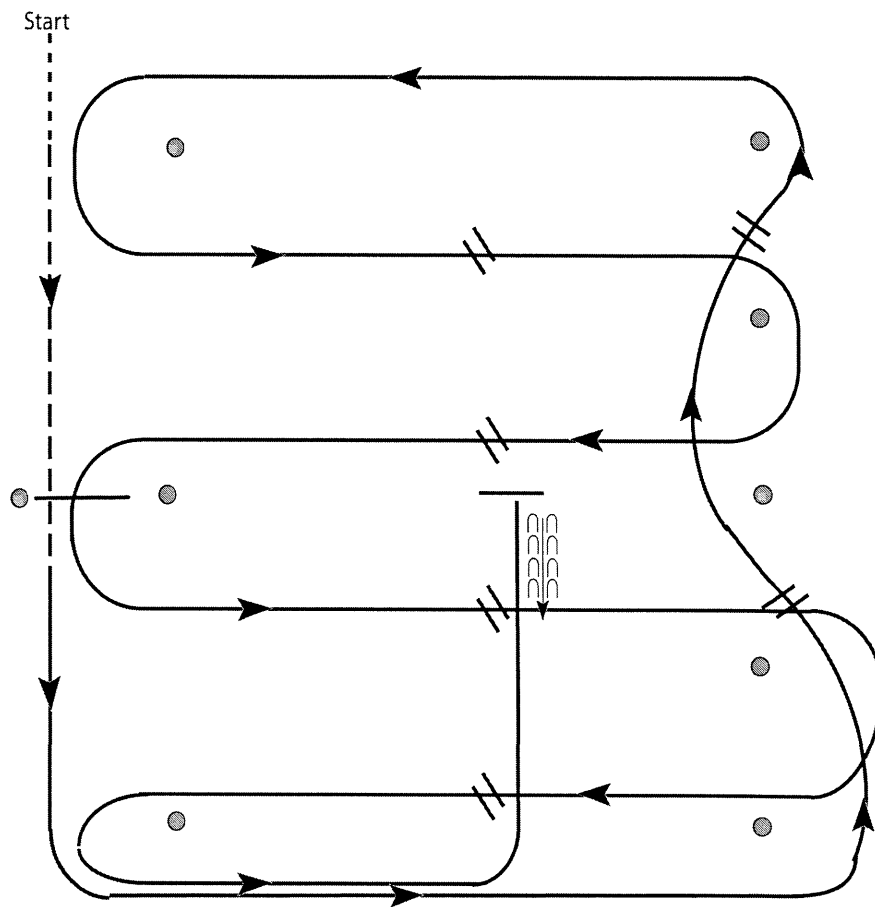
Pattern Provided by:

JILL NEWCOMB & MURRAY GRIGGS

NO SILVER NO SEQUINS

Western Riding (LEVEL 1)

Show Date: 03/24-25/2022



1. Walk at least 15' & jog over log.
2. Transition to left lead and lope around end.
3. First line change.
4. Second line change. Lope around end of arena
5. First crossing change.
6. Second crossing change.
7. Lope over log.
8. Third crossing change.
9. Fourth crossing change.
10. Lope up the center, stop and back.

[WR/GP-1]

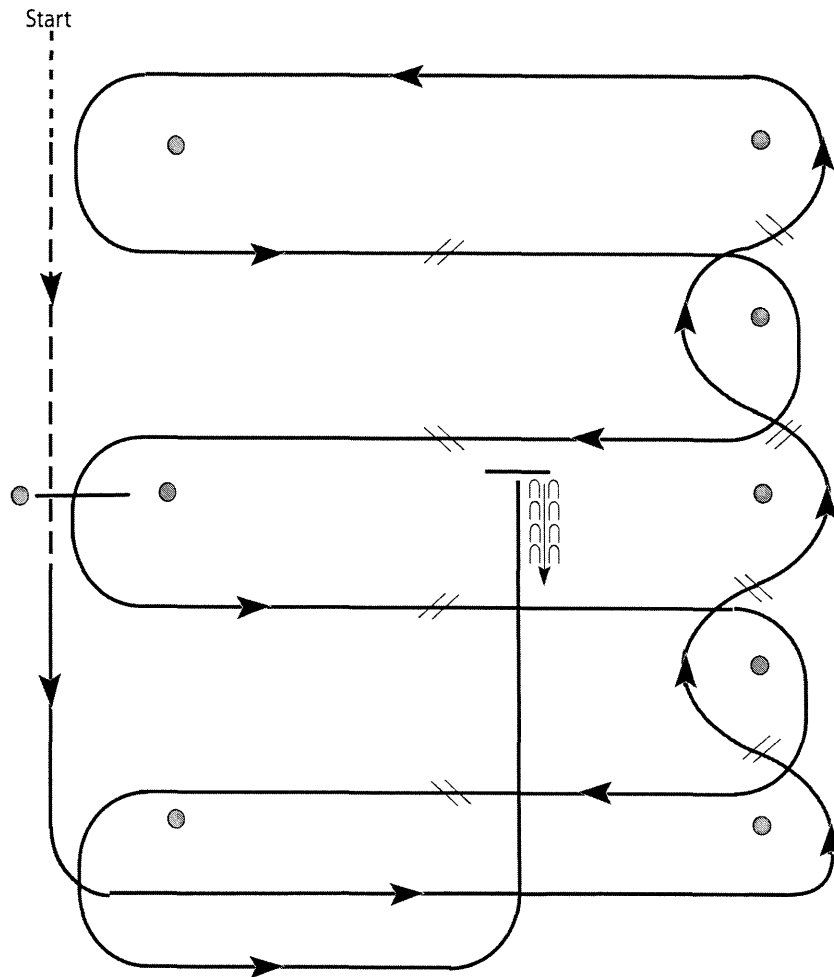
Pattern Provided by:

JILL NEWCOMB & MURRAY GRIGGS

NO SILVER NO SEQUINS

Western Riding (OPEN, YOUTH & AMATEUR)

Show Date: 03/24-25/2022



1. Walk and jog over log.
2. Transition to lope and lope around end.
3. First line change.
4. Second line change.
5. Third line change.
6. Fourth line change and lope around the end of the arena.
7. First crossing change.
8. Second crossing change.
9. Lope over log.
10. Third crossing change.
11. Fourth crossing change.
12. Lope up the center, stop and back.

[WR/OP-1]

Pattern Provided by:

JILL NEWCOMB & MURRAY GRIGGS

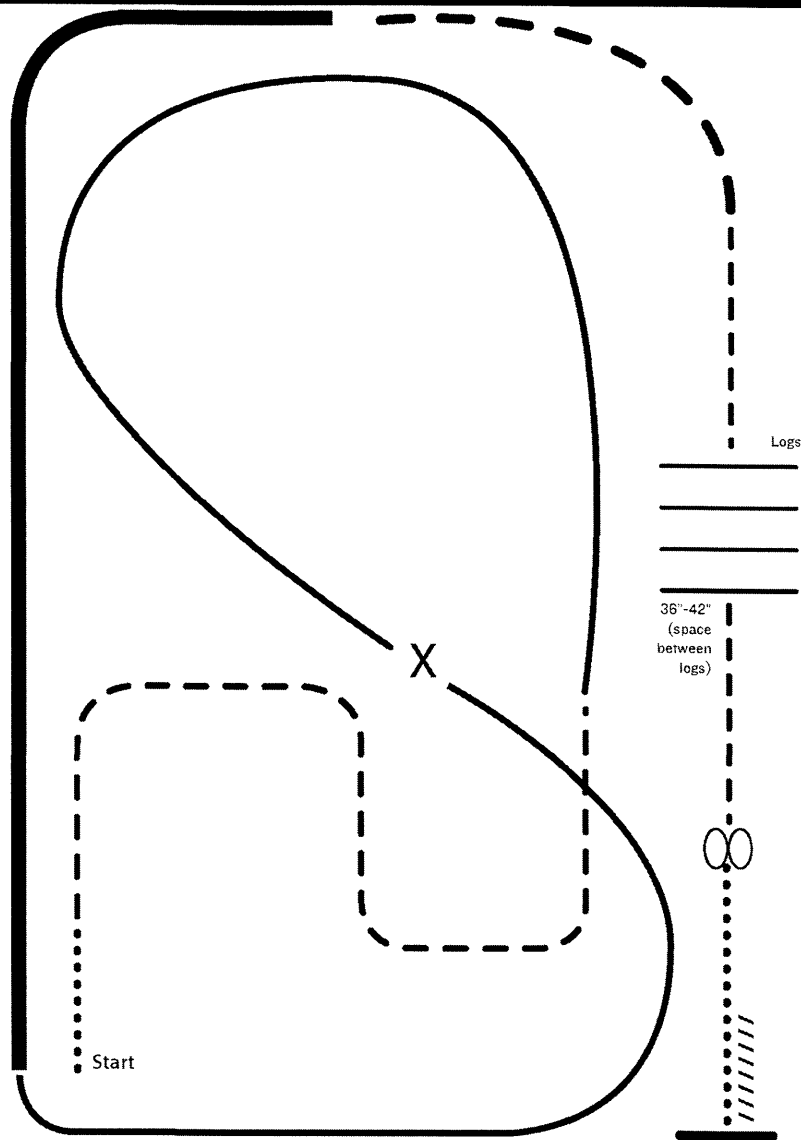
NO SILVER NO SEQUINS

RANCH RIDING (ALL CLASSES)

Show Date: 03/24-25/2022

www.HorseShowPatterns.com

www.HorseShowPatterns.com



- X Lead Change
- Walk
- - - Trot
- - - Ext trot
- Lope
- Ext Lope
- //// Back

- I. Walk
2. Trot serpentine
3. Lope left lead around the end of the arena and then diagonally across the arena
4. Change leads (simple or flying) and
5. Lope on the right lead around end of the arena
6. Extend lope on the straight away and around corner to the center of the arena
7. Extend trot around corner of the arena
8. Collect to a trot
9. Trot over logs
10. Stop, do 360 degree turn each direction (either direction 1st) (L-R or R-L)
11. Walk, stop and back

[RR/AQHA-3]

Pattern Provided by:

JILL NEWCOMB & MURRAY GRIGGS